

# National Weekly Wool Market Report

Season: 2015/2016

Sale Date: 7 October 2015



CAPE WOOLS SA

Tel: 27-41-4844301

Fax: 27-41-4846792

E-mail: stats@capewools.co.za

Website: www.capewools.co.za

SA Merino Indicator				Buyers			
Indicator Unit	Current Sale	Last Sale	Change	Company	Bales Purchased This Week	% of Purchases	Total Bales Purchased This Season
# SA c/kg	12276	12480	-1.6%	Lempriere SA	2195	31.8%	16920
Ave. to date (15/16)	12634	12685	-0.4%	Standard Wool SA	1952	28.3%	16168
Ave. to date (14/15)	11427			G Modiano SA	1042	15.1%	12736
US c/kg	915	902	1.5%	Stucken & Co	480	7.0%	6263
Euro c/kg	813	803	1.3%	Segard Masurel SA	439	6.4%	3712
AWEX EMI	1201	1218	-1.4%	New England Wool SA	391	5.7%	1547
Exchange Rates				H Dawson Sons & Co	242	3.5%	1943
Currency Unit	This Week	Previous Week	% Change	CMW Operations			5
R/USD	13.4158	13.8383	3.1%	SAFIL SA			102
R/Euro	15.0905	15.5357	2.9%				
R/AUD	9.6398	9.7143	0.8%				
USD/AUD	0.7188	0.7022	-2.4%				

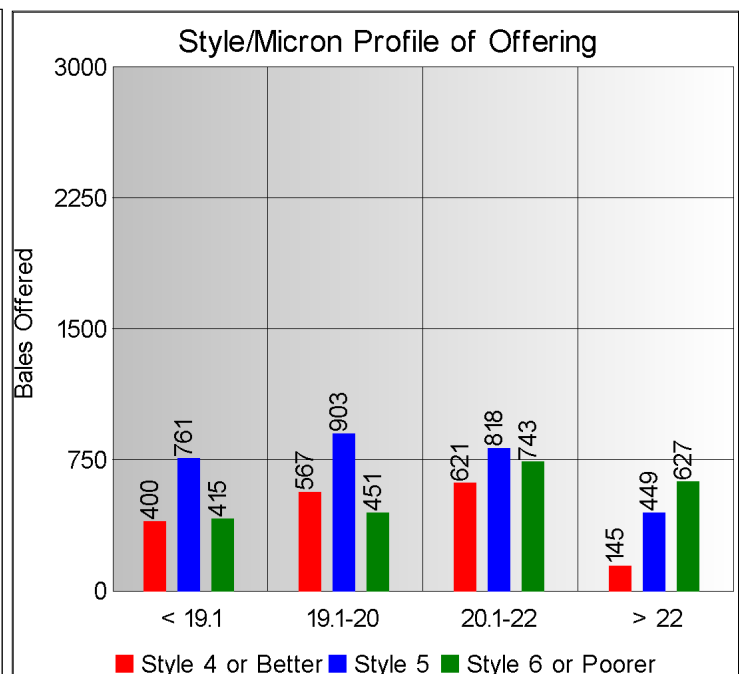
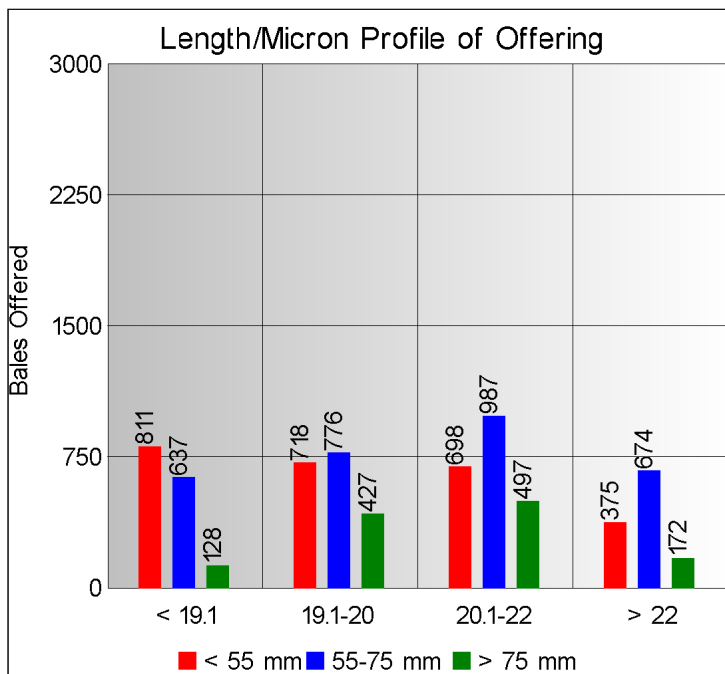
## Analysis of Offerings by Broker This Week (Bales)

Broker	Merino Fleeces	Merino Bellies	Merino Lambs	Merino Backs	Merino Locks	* Other	Total	% Sold
BKB	3050	338	309	0	213	466	4376	97.7%
CMW	1451	373	317	196	0	187	2524	97.6%
MAS	0	0	0	0	0	0	0	
QWB	0	0	0	0	0	0	0	
SBL	0	0	0	0	0	0	0	
VLW	0	0	0	0	0	0	0	
<b>Total</b>	<b>4501</b>	<b>711</b>	<b>626</b>	<b>196</b>	<b>213</b>	<b>653</b>	<b>6900</b>	<b>97.7%</b>

# SA Merino Indicator includes Merino types comparable to international indicators.

\* crossbred, coarse and coloured, inferior

## Cape Wools All Wool Indicator, includes all white wool sold at auction.



## Receipts 2015/2016 Season

Season to Date (Kg.)

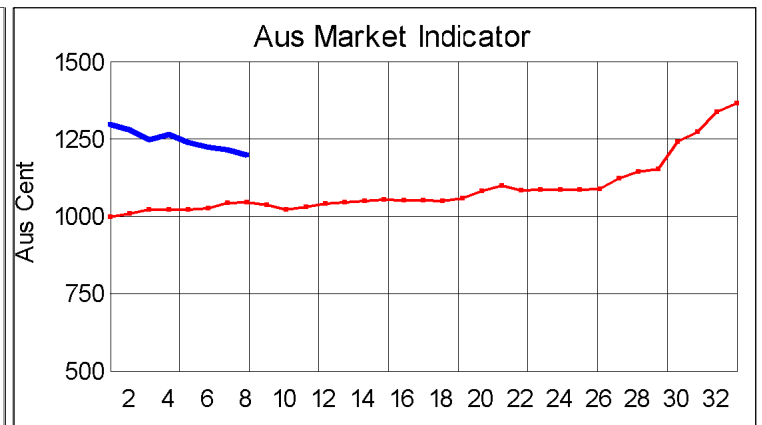
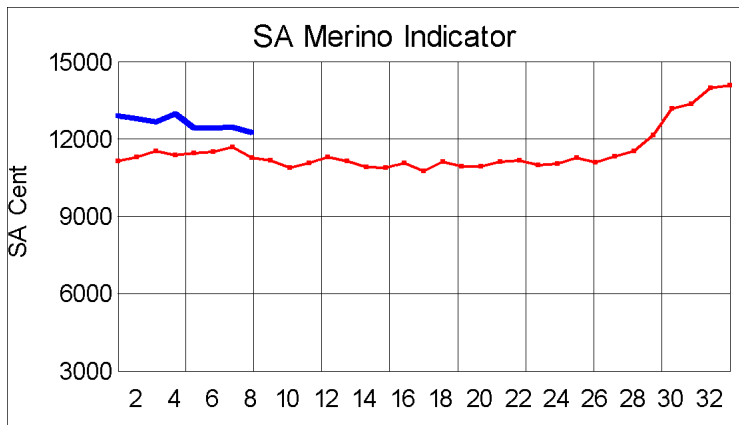
12,063,734.7

Previous Season to Date

13,764,080.2

Percentage Change:

-12.35%



Current Season — Previous Season —

**Average Fleece Wool Prices (c/kg. clean)**  
**Spinners and Good Topmaking Styles (AWEX Types MF4 and MF5)**

Micron	100+mm	90mm	80mm	70mm	60mm	50mm	40mm	30mm	20mm	10mm
18.0			13659	13369	13150	12960	12367			
18.5			13310	13206	12788	12675	12267			
19.0			12785	12775	12817		12195			
19.5			12568	12392	12416	12287	12223	12274		
20.0			12211	12219	12087	12164	11950			
20.5			12189	12043	12042	11994	11861			
21.0			12111	12113	11977	11964	11835			
21.5			12180	12039	11989		11788			
22.0			12134	12079						
22.5			12103							
23.0					11566					
23.5										
24.0										

\* Based on a minimum of 3 lots sold per category

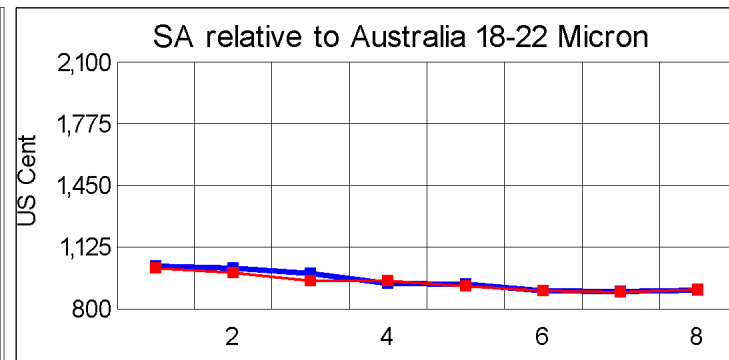
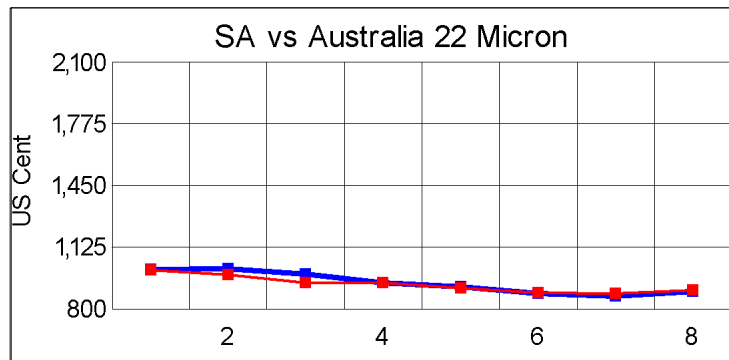
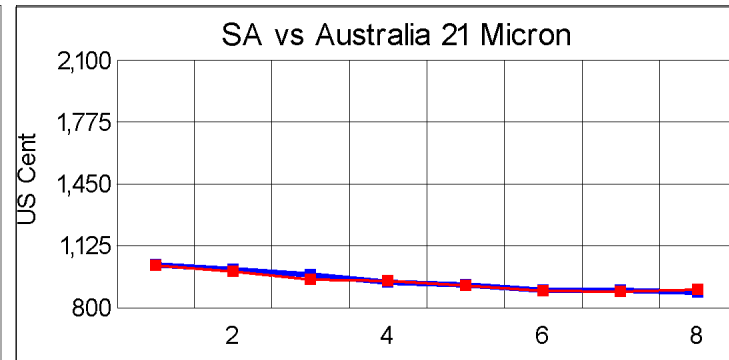
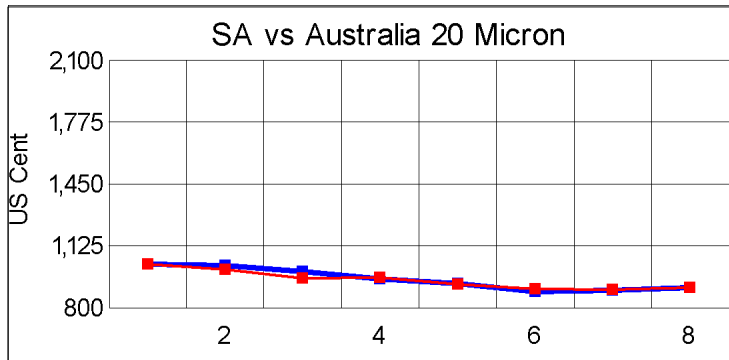
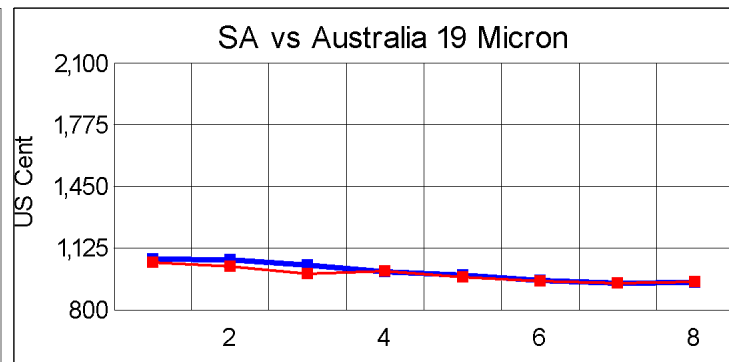
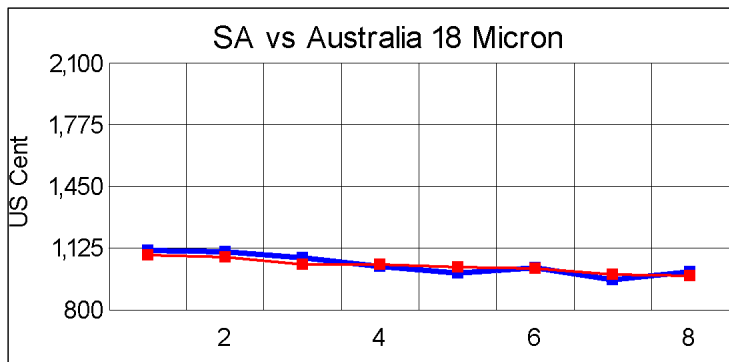
**Average Topmaking Styles (AWEX MF6)**

Micron	100+mm	90mm	80mm	70mm	60mm	50mm	40mm	30mm	20mm	10mm
18.0										
18.5										
19.0				12281						
19.5				12195	12228					
20.0				12004	12017					
20.5				11810	11944					
21.0				11880	11854					
21.5				11641						
22.0										
22.5										
23.0										
23.5										
24.0										

\* Based on a minimum of 3 lots sold per category

**Other Selected Types/Qualities**

	Long			Medium		
	19μ	20μ	21μ	19μ	20μ	21μ
<b>Good Quality</b>						
Lambswool	12878	11892		12193	11905	
Bellies	12186	11899		11844	11659	11398
Locks	11952			11539		9700
<b>Average Quality</b>						
Lambswool	12086		11165	11470	11594	11506
Bellies	11733	11791	11525	11601	11285	10860
Locks	12121			11060	10770	9861
<b>Inferior Quality</b>						
Fleecewool	12034	11600	11556	12046	11636	10055
Lambswool						
Bellies	11284	11430		11293	11134	11579
Locks		8498	10312	10733	8901	8680



— SA in USc  
— Aus in USc

— SA in USc  
— Aus in USc

## Market Commentary

### WOOL MARKET UNCHANGED

Port Elizabeth - The wool market was mostly unchanged at this weeks' sale with the Cape Wools Merino Indicator declining with 1,6% compared to the last sale to close the day at a value of R122,76 (Clean). On the Australian market, the indicator lost 1,4%. The Cape Wools All Wool Indicator weakened at 1,6%.

Traders commented that demand remained good although slightly subdued from Chinese buyers and that this has resulted in the majority of wool continuing to trade at the current price levels. The Rand strength on the day is reflected in the indicators movement.

This week saw the rand at R13,42 to the US dollar. The rand strengthened by 3,1% against the US dollar compared with the average rate at the previous sale, trading at R13,42 while the Euro gained 2,9%, trading at R15.10. The offering comprised of 6 900 bales of which 97,7% was sold. Major traders were Lempriere SA (2 195) Standard Wool SA (1 952), G Modiano SA (1 042) and Stucken & Co (480).

The average clean prices for the selection within the different categories good top-making (MF5), long fleeces were as follows: 18,5 microns declined by 1,7% to R131,10/kg; 19 microns lost 3,0% to close at R126,16/kg; 19,5 microns lost 1,9% to close at R123,64/kg; 20 microns declined with 2,2% to close at R121,27/kg; 20,5 microns lost 1,6% to close at R120,86/kg; 21,0 microns dropped 1,1% to close at R120,29/kg; 21,5 microns weakened 0,9% to close at R120,85/kg and 22,0 microns declined with 1,2% to close at R120,48/kg.

The next sale is scheduled for 14 October where approximately ±10 920 bales will be on offer.