

National Weekly Wool Market Report

Season: 2012/2013

Sale Date: 13&14 November 2012



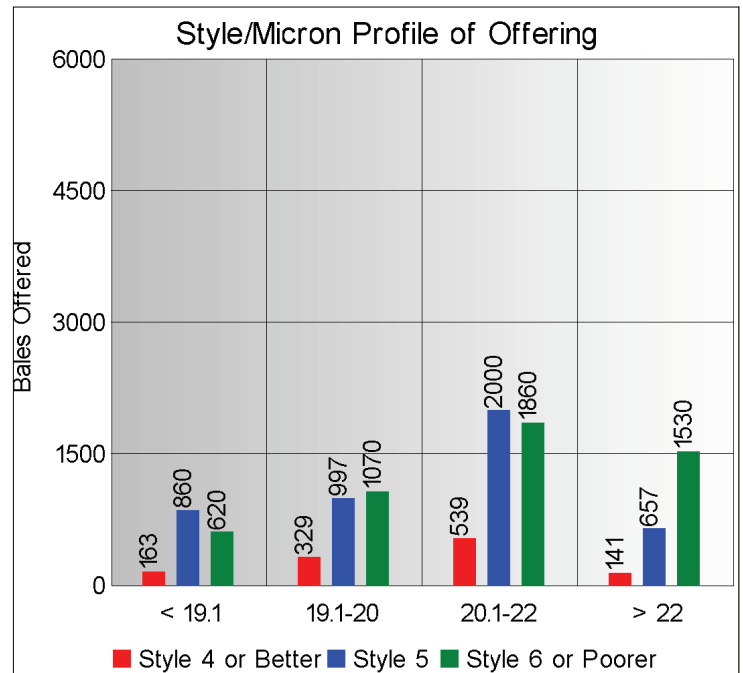
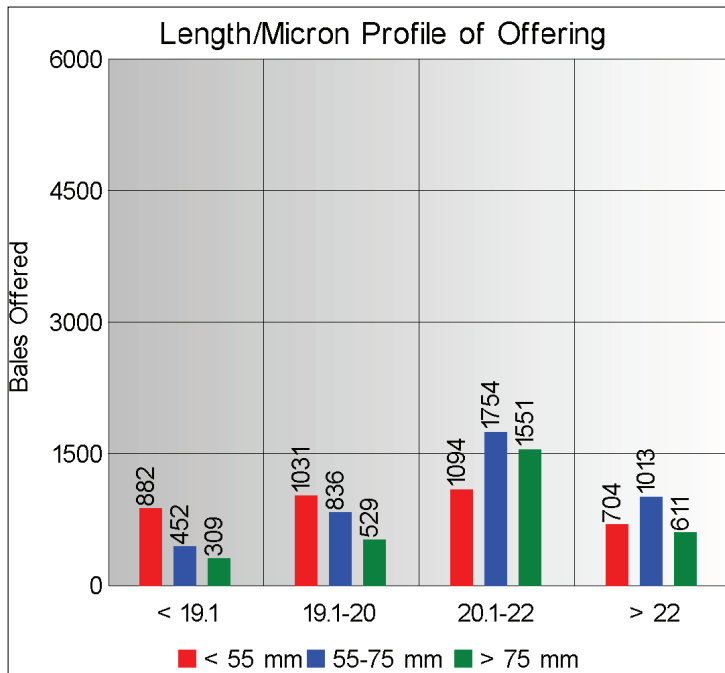
Tel: 27-41-4844301
 Fax: 27-41-4846792
 E-mail: stats@capewools.co.za
 Website: www.capewools.co.za

Market Indicators				Buyers			
Indicator Unit	Current Sale	Last Sale	Change	Company	Bales Purchased This Week	% of Purchases	Total Bales Purchased This Season
SA c/kg	9873	10029	-1.6%	Standard Wool SA	2973	27.6%	31887
Ave. to date (12/13)	9399	9360	0.4%	G Modiano SA	2243	20.8%	24229
Ave. to date (11/12)	9577			Lempriere SA	2090	19.4%	19402
US c/kg	1126	1168	-3.6%	Stucken & Co	1717	16.0%	16853
Euro c/kg	885	910	-2.8%	Segard Masurel SA	770	7.2%	7499
AWEX EMI	986	1024	-3.7%	Infinite Wool SA	647	6.0%	1766
Exchange Rates				Mohair & Wool Trader	120	1.1%	732
Currency Unit	This Week	Previous Week	% Change	New England Wool SA	23	0.2%	921
R/USD	8.7681	8.5844	-2.1%	Chargeurs Wool SA			559
R/Euro	11.1605	11.0205	-1.3%				
R/AUD	8.7681	8.9757	2.3%				
USD/AUD	1.0444	1.0457	0.1%				

Analysis of Offerings by Broker This Week (Bales)

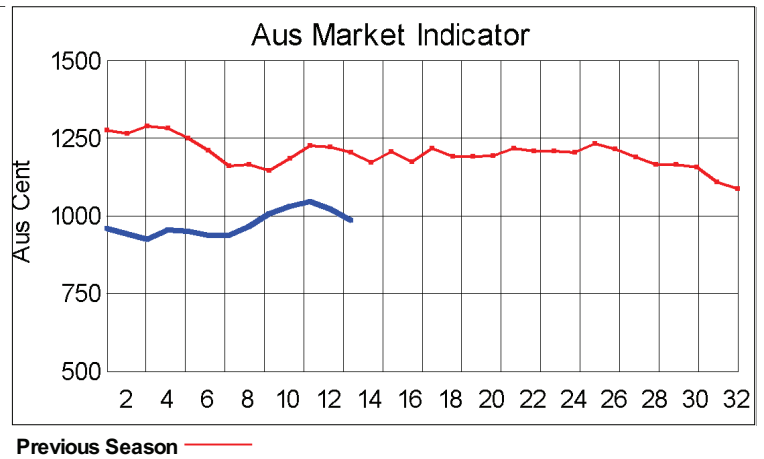
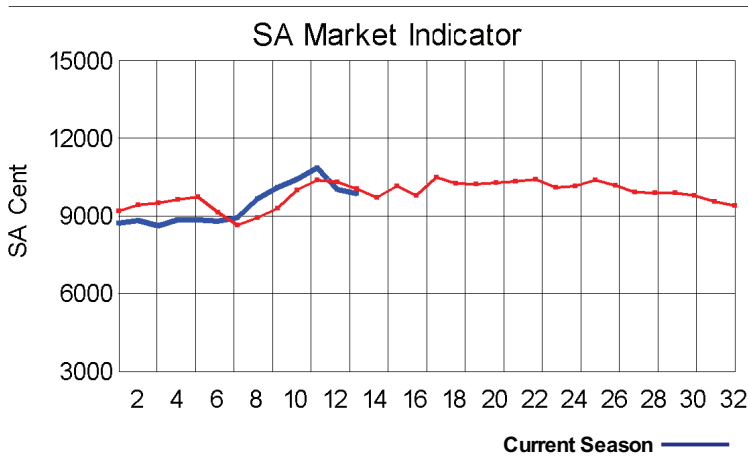
Broker	Merino Fleeces	Merino Bellies	Merino Lambs	Merino Backs	Merino Locks	* Other	Total	% Sold
BKB	3500	498	841	616	408	626	6489	97.7%
CMW	1023	181	193	139	36	115	1687	100.0%
JLW	153	16	67	15	28	40	319	98.4%
MAS	475	29	112	36	81	300	1033	98.0%
SBL	461	58	87	47	67	86	806	99.3%
VLW	249	31	25	49	22	56	432	99.5%
Total	5861	813	1325	902	642	1223	10766	98.3%

* Crossbred types, Coarse and Coloured and Inferior



Receipts 2012/2013 Season

Season to Date (Kg.) 19,906,176.3 Previous Season to Date 18,989,684.1 Percentage Change: 4.83%



Average Fleece Wool Prices (c/kg. clean)

Spinners and Good Topmaking Styles (AWEX Types MF4 and MF5)

Micron	100+mm	90mm	80mm	70mm	60mm	50mm	40mm	30mm	20mm	10mm
18.0			11764							
18.5			11256	11090	10807	10403				
19.0			10767	10636	10364		9640			
19.5		10479	10511	10054	10091	9862	9067			
20.0		9935	9946	9847	9715	9192	8871			
20.5		10003	9939	9937	9755	9148	8215			
21.0		9874	9963	9863	9687	9078				
21.5		9767	9763	9875	9680	8781				
22.0		9489	9604							
22.5		9620	9528							
23.0		9426	9501							
23.5		9070								
24.0										

* Based on a minimum of 3 lots sold per category

Average Topmaking Styles (AWEX MF6)

Micron	100+mm	90mm	80mm	70mm	60mm	50mm	40mm	30mm	20mm	10mm
18.0										
18.5										
19.0										
19.5				10030						
20.0										
20.5				9791		7686				
21.0			9467	9601		8214				
21.5			9406	8947						
22.0			9457	9147						
22.5			9212	8732		7542				
23.0										
23.5										
24.0										

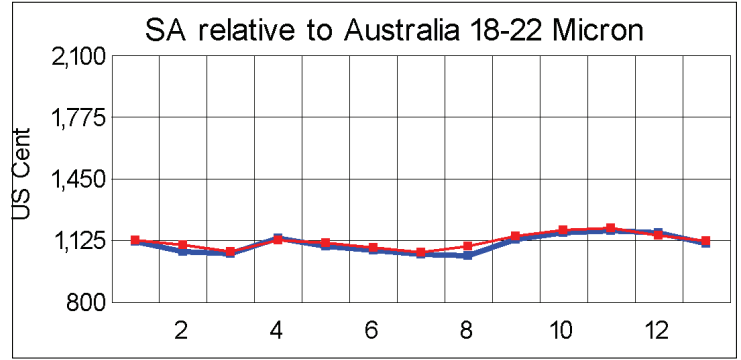
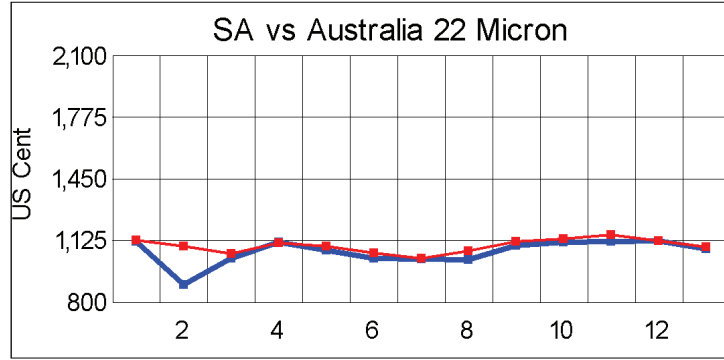
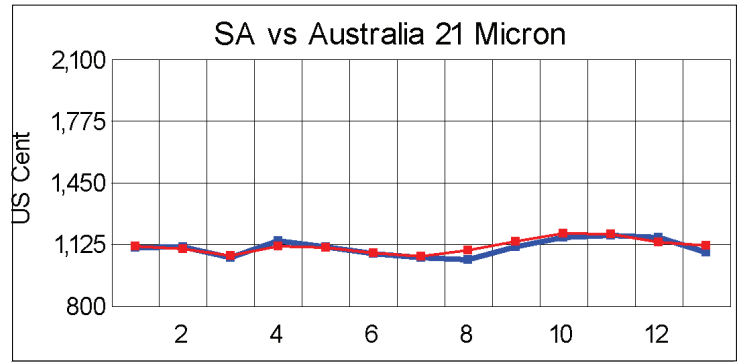
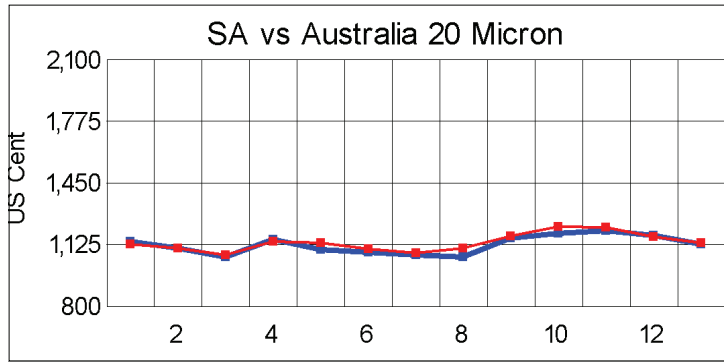
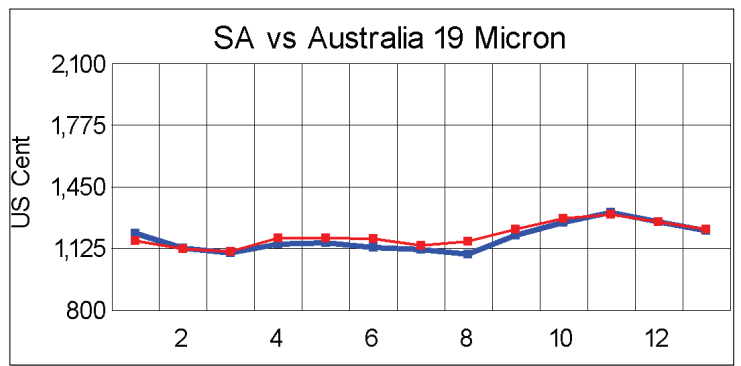
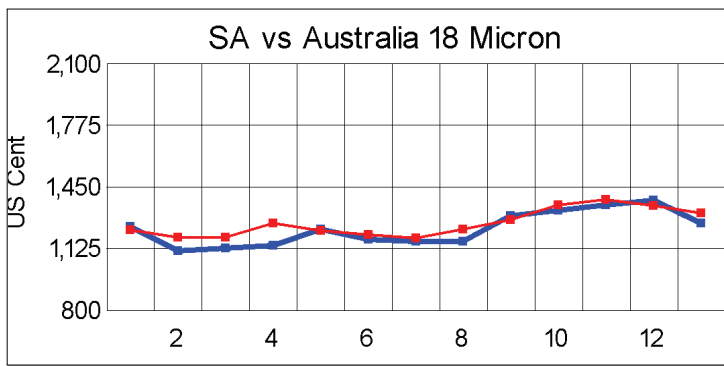
* Based on a minimum of 3 lots sold per category

Other Selected Types/Qualities

Long

Medium

	19μ	20μ	21μ	19μ	20μ	21μ
Good Quality						
Lambswool	10743	10069	9855	9579	8959	8229
Bellies	9788	10020	9575	9725	9325	8983
Locks				8428	7181	6801
Average Quality						
Lambswool	10212	8490	8873	8916	8139	8143
Bellies	9908	8833	8505	9224	8962	8434
Locks	8218			6753	6804	6185
Inferior Quality						
Fleacewool	9810	9492	8984	9554	8890	5578
Lambswool	10205			8709		
Bellies		9373	8208	8818	8150	6737
Locks		5599		5749	5503	4703



— SA in USc
— Aus in USc

— SA in USc
— Aus in USc

Market Commentary

WOOL MARKET SLIGHTLY SOFTER

Port Elizabeth: The wool market was softer at this week sale with the Cape Wools Merino indicator shedding 1,6% to close the day at R98,73/kg (clean). This is still 13% up on the opening sale but slightly lower than at the same sale last season.

The local market followed the Australian market, which has also lost some of its recent gains and was down 3,7% on last Wednesday's sale.

The rand, at R8,77 was 2,1% weaker against the dollar compared with last week's average rate, and at R11,16, it had lost 1,3% of its value against the euro.

A total of 10 766 bales was offered of which 98% was sold. Major buyers were Standard Wool SA (2 973 bales), Modiano SA (2 243 bales), Lempriere SA (2 090 bales) and Stucken & Co (1 717 bales).

Prices were a mixed bag with some fleece wools slightly dearer, while others were cheaper.

The good news is that receipts at brokers' stores are up 4,83% compared with the corresponding period last season, which means that 19,9 million kg of wool have been received compared with 18,9 million kg last season.

The average clean prices for the different categories good top-making (MF5), long fleeces were as follows: 18 microns dropped 1% to R115,15/kg, 18,5 microns were up 0,5% at R113,79/kg, 19 microns were 1,1% cheaper to close at R107,66/kg, 19,5 microns were up by a marginal 0,2% at R104,16/kg, 20 microns were 0,6% cheaper at R99,61/kg, 20,5 microns dropped 0,7% to R98,64/kg, 21 microns were up 0,5% to R98,46/kg, 21,5 microns were down by a slight 0,3% to close at R97,02/kg, and 22 microns dropped 0,8% to close at R95,91/kg.

Approximately 12 000 bales will be offered at next week's sale.