

National Weekly Wool Market Report

Season: 2012/2013

Sale Date: 30&31 October 2012



CAPE WOOLS SA

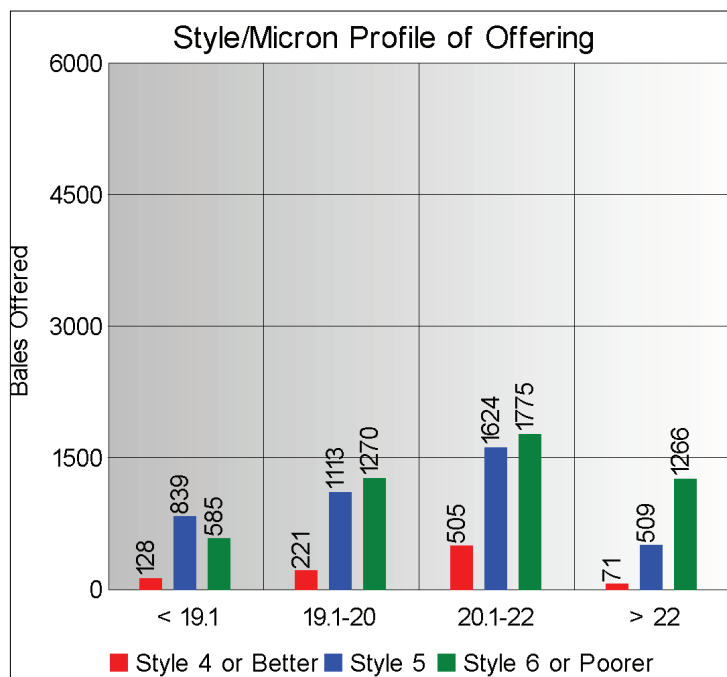
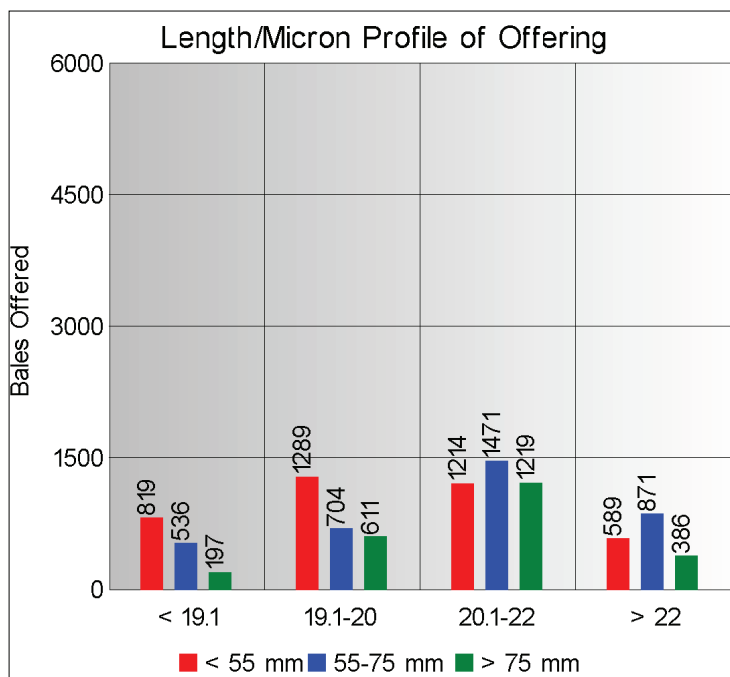
Tel: 27-41-4844301
 Fax: 27-41-4846792
 E-mail: stats@capewools.co.za
 Website: www.capewools.co.za

Market Indicators				Buyers			
Indicator Unit	Current Sale	Last Sale	Change	Company	Bales Purchased This Week	% of Purchases	Total Bales Purchased This Season
SA c/kg	10437	10349	0.9%	Standard Wool SA	2719	27.5%	26637
Ave. to date (12/13)	9299	9185	1.2%	G Modiano SA	2684	27.1%	18722
Ave. to date (11/12)	9462			Stucken & Co	1825	18.4%	13861
US c/kg	1211	1188	1.9%	Lempriere SA	1525	15.4%	15528
Euro c/kg	933	917	1.7%	Segard Masurel SA	558	5.6%	6002
AWEX EMI	1048	1033	1.5%	Mohair & Wool Trader	314	3.2%	604
Exchange Rates				Chargeurs Wool SA	156	1.6%	559
Currency Unit	This Week	Previous Week	% Change	New England Wool SA	50	0.5%	704
R/USD	8.6206	8.7094	1.0%	Infinite Wool SA			1119
R/Euro	11.1914	11.2803	0.8%				
R/AUD	8.9492	8.9770	0.3%				
USD/AUD	1.0385	1.0307	-0.8%				

Analysis of Offerings by Broker This Week (Bales)

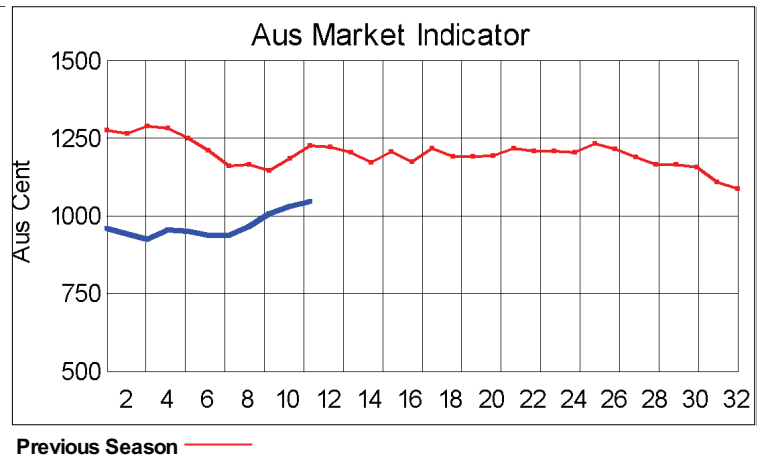
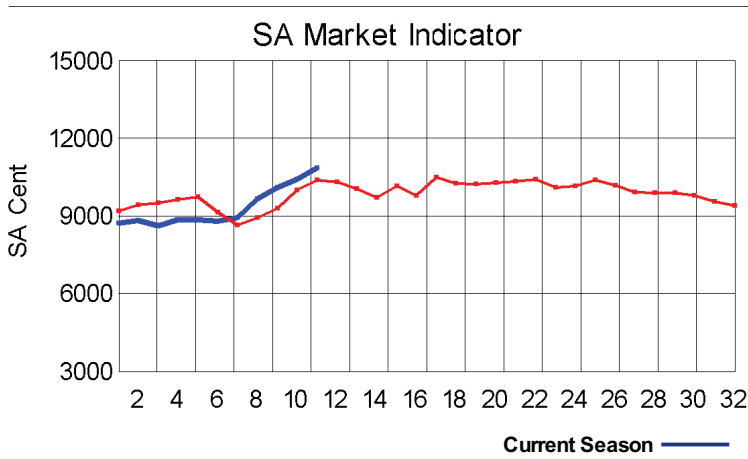
Broker	Merino Fleeces	Merino Bellies	Merino Lambs	Merino Backs	Merino Locks	* Other	Total	% Sold
BKB	2971	481	555	405	462	533	5407	99.1%
CMW	1651	291	350	254	271	292	3109	99.6%
MAS	231	59	62	11	65	184	612	98.5%
SBL	67	13	10	4	22	17	133	100.0%
VLW	350	57	49	64	44	81	645	99.8%
Total	5270	901	1026	738	864	1107	9906	99.2%

* Crossbred types, Coarse and Coloured and Inferior



Receipts 2012/2013 Season

Season to Date (Kg.) 16,222,093.1 Previous Season to Date 15,983,992.4 Percentage Change: 1.49%



Average Fleece Wool Prices (c/kg. clean)

Spinners and Good Topmaking Styles (AWEX Types MF4 and MF5)

Micron	100+mm	90mm	80mm	70mm	60mm	50mm	40mm	30mm	20mm	10mm
18.0			12106							
18.5			11621	11600		11077	10878			
19.0			11309	11310	11087	10613	10035			
19.5		10916	10885	10823	10373	10454	10020			
20.0		10607	10493	10483	10225	10272	9129			
20.5		10415	10367	10273	10102	10257	8454			
21.0		10226	10244	10179	9874	9900				
21.5		10203	10127	9949	9770		7693			
22.0		10031	9971	9983						
22.5			9898							
23.0			9638							
23.5				9239	7701					
24.0										

* Based on a minimum of 3 lots sold per category

Average Topmaking Styles (AWEX MF6)

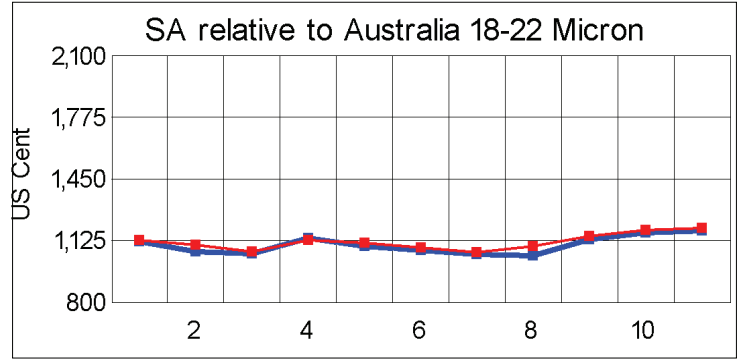
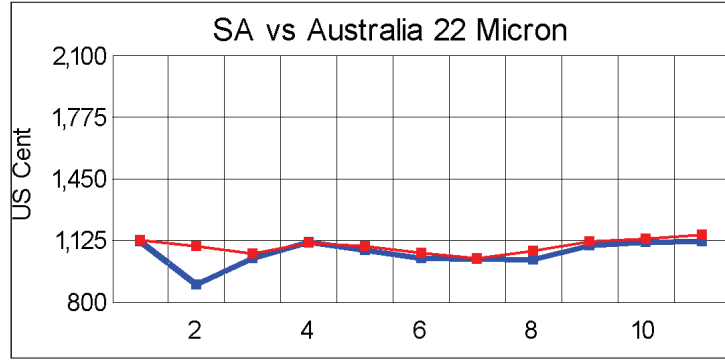
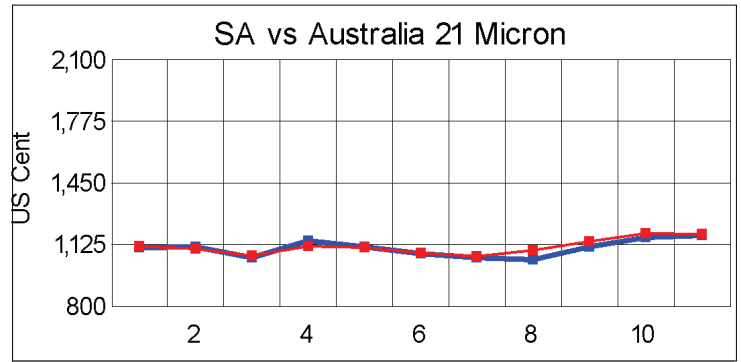
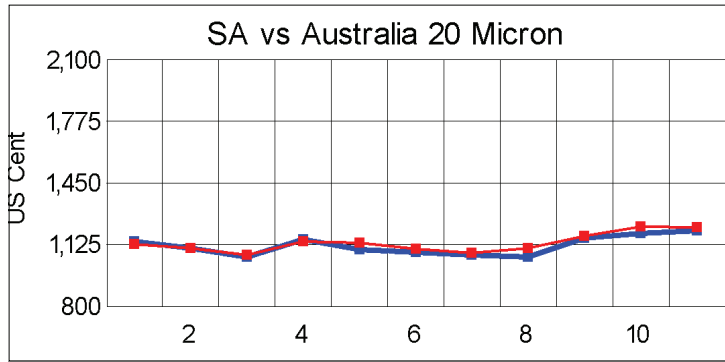
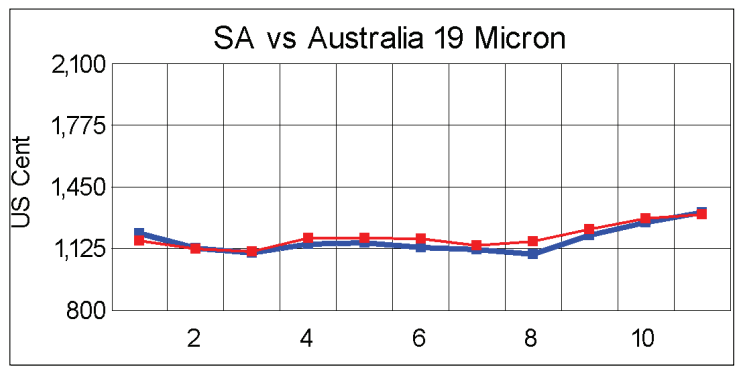
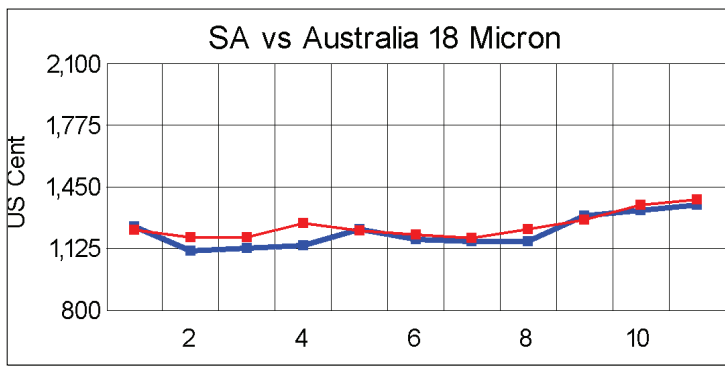
Micron	100+mm	90mm	80mm	70mm	60mm	50mm	40mm	30mm	20mm	10mm
18.0										
18.5										
19.0										
19.5										
20.0				10229						
20.5			10399	10120			7677			
21.0			10036	10097		9510				
21.5			9988	9868						
22.0				9381						
22.5			9648		9014					
23.0										
23.5				8165						
24.0										

* Based on a minimum of 3 lots sold per category

Other Selected Types/Qualities

Long Medium

	19μ	20μ	21μ	19μ	20μ	21μ
Good Quality						
Lambswool	11209	10739	9967	10333	9860	9453
Bellies	10462	9940	9913	10111	9515	9088
Locks				8517	8184	7009
Average Quality						
Lambswool	10612	10123	10100	9466	7841	8348
Bellies	9972	9872	9337	9835	8918	8418
Locks				7434	7296	5978
Inferior Quality						
Fleecewool	10316	10007	9949	9152	10450	
Lambswool	11174			7716		
Bellies	10310	9460	9436	8730	9123	6672
Locks	6189	5572	5304	5020	5018	4603



— SA in USc
— Aus in USc

— SA in USc
— Aus in USc

Market Commentary

WOOL PRICES REACH A NEW HIGH

Port Elizabeth: Wool prices increased for a fifth week in a row with the Cape Wools market indicator gaining another 0.9% to close at a high of R104,37/kg (clean). This is an increase of 19.5% on the opening sale. It also means that the indicator has risen by almost 17% during October.

The sale was marked by keen competition from the various sectors of the trade, which helped to push prices up.

The rand, at R8,62 was 1% stronger against the dollar compared with last week's average rate, and at R11,19, had gained 0,8% against the euro.

A total of 9 906 bales was offered of which 99% was sold. Major buyers were Standard Wool SA (2 719 bales), Modiano SA (2 684 bales), Stucken & Co (1 825 bales) and Lempriere SA (1 525 bales).

A new seasonal record price was achieved when Grahamstown fine-wool breeder Mike Palmer fetched a greasy price of R112,45/kg for a bale AH wool of 15,9 microns, while John Muller from Cathcart obtained R110,20/kg (greasy) for 6 bales BH wool of 16,5 microns.

Prices rose across the board but the finer end of market again posted the biggest increases.

The average clean prices for the different categories good top-making (MF5), long fleeces were as follows: 18 microns gained 1,1% at R119,49/kg, 18,5 microns were down a marginal 0,1% at R115,43/kg, 19 microns were 0,7% dearer to close at R112,75/kg, 19,5 microns were 0,1% down to R108,69/kg, 20 microns were 1,2% cheaper at R105,15/kg, 20,5 microns dropped 1,1% to R102,93/kg, 21 microns were down 1,1% to R102,00/kg, 21,5 microns gained a marginal 0,1% to close at R100,79/kg and 22 microns rose by 0,9% to close at R99,83/kg.

Approximately 10 000 bales will be offered at next week's sale.