

National Weekly Wool Market Report

Season: 2015/2016

Sale Date: 9 September 2015



CAPE WOOLS SA

Tel: 27-41-4844301
 Fax: 27-41-4846792
 E-mail: stats@capewools.co.za
 Website: www.capewools.co.za

SA Merino Indicator				Buyers			
Indicator Unit	Current Sale	Last Sale	Change	Company	Bales Purchased This Week	% of Purchases	Total Bales Purchased This Season
# SA c/kg	12989	12680	2.4%	Standard Wool SA	1355	27.4%	7849
Ave. to date (15/16)	12851	12805	0.4%	Lempriere SA	1251	25.3%	8992
Ave. to date (14/15)	11359			G Modiano SA	1173	23.7%	7295
US c/kg	954	943	1.1%	Segard Masurel SA	469	9.5%	2181
Euro c/kg	854	837	2.0%	Stucken & Co	439	8.9%	3495
AWEX EMI	1266	1249	1.4%	H Dawson Sons & Co	140	2.8%	881
				New England Wool SA	32	0.7%	368
				CMW Operations			5
				Chargeurs Wool SA			

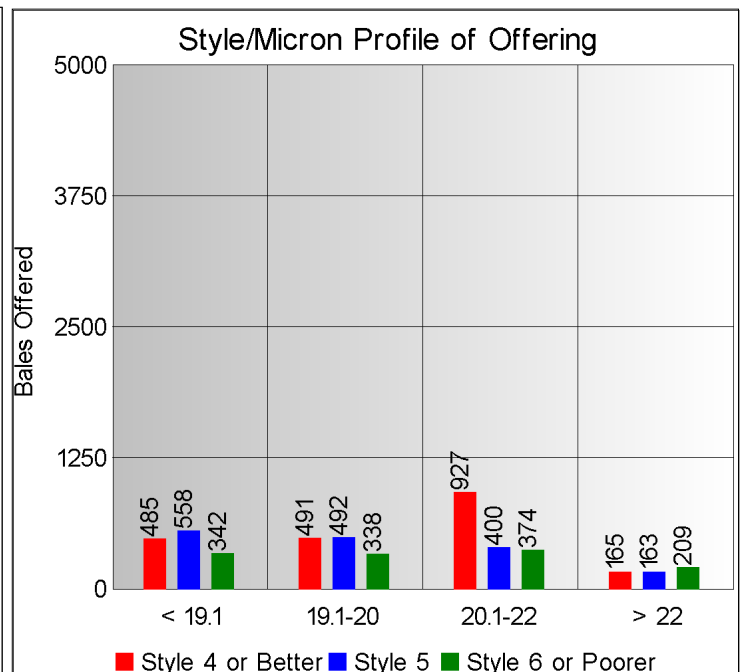
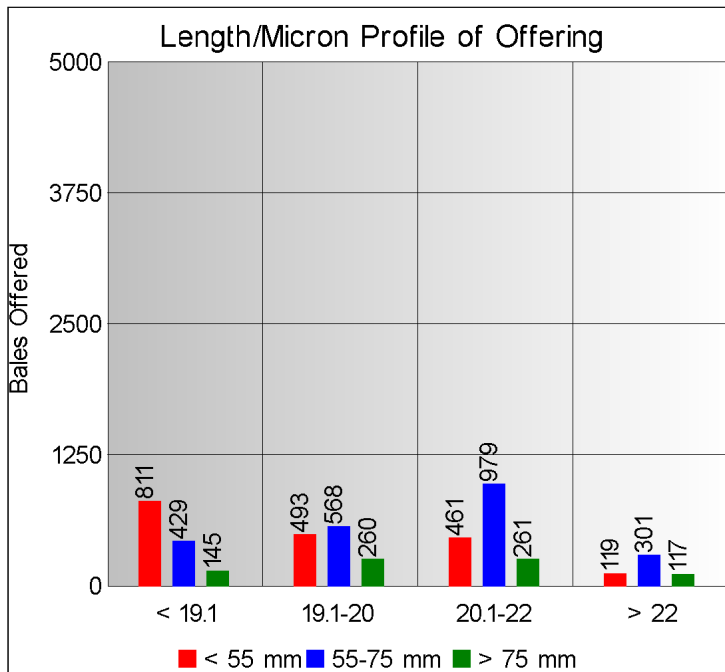
Exchange Rates			
Currency Unit	This Week	Previous Week	% Change
R/USD	13.6167	13.4414	-1.3%
R/Euro	15.2078	15.1405	-0.4%
R/AUD	9.5892	9.4233	-1.8%
USD/AUD	0.7041	0.7012	-0.4%

Analysis of Offerings by Broker This Week (Bales)

Broker	Merino Fleeces	Merino Bellies	Merino Lambs	Merino Backs	Merino Locks	* Other	Total	% Sold
BKB	2132	242	410	0	244	277	3305	99.0%
CMW	841	270	198	128	0	202	1639	96.8%
MAS	0	0	0	0	0	0	0	
QWB	0	0	0	0	0	0	0	
SBL	0	0	0	0	0	0	0	
VLW	0	0	0	0	0	0	0	
Total	2973	512	608	128	244	479	4944	98.3%

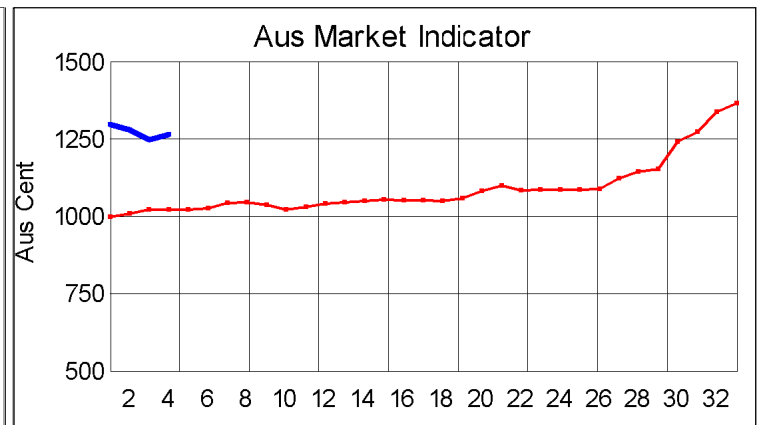
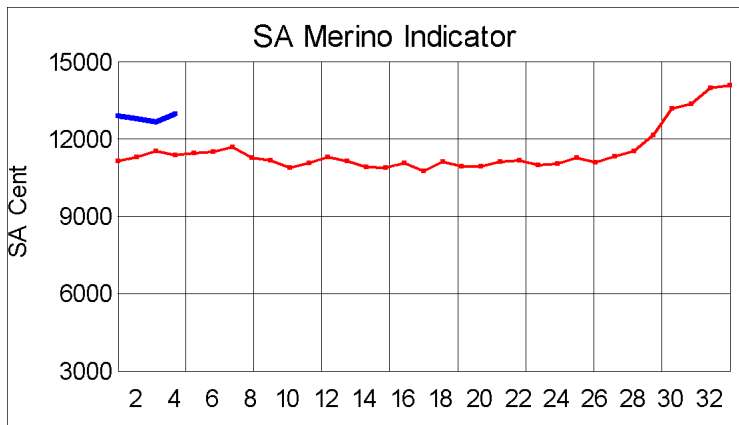
SA Merino Indicator includes Merino types comparable to international indicators.
 ## Cape Wools All Wool Indicator, includes all white wool sold at auction.

* crossbred, coarse and coloured, inferior



Receipts 2015/2016 Season

Season to Date (Kg.) 6,831,250.5 Previous Season to Date 7,986,761.1 Percentage Change: -14.47%



Current Season — Previous Season —

**Average Fleece Wool Prices (c/kg. clean)
Spinners and Good Topmaking Styles (AWEX Types MF4 and MF5)**

Micron	100+mm	90mm	80mm	70mm	60mm	50mm	40mm	30mm	20mm	10mm
18.0				14184	13898	13246				
18.5			13844	14272	13463	13180	12938			
19.0			13712	13673	13296	13051	12890			
19.5		13607	13352	13300	13102	13100	12545			
20.0		13178	13107	13051	12873	12688	12541			
20.5			12986	12944	12817	12590	11833			
21.0			12940	12913	12809	12394	12157			
21.5			12845	12928	12757	11994				
22.0			12411	12794		11806				
22.5				12599	12596					
23.0				12638						
23.5										
24.0										

* Based on a minimum of 3 lots sold per category

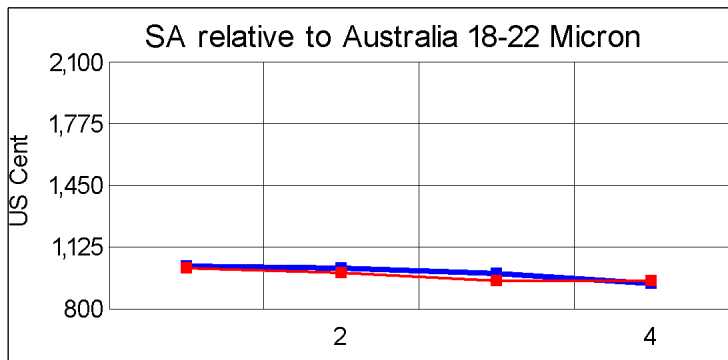
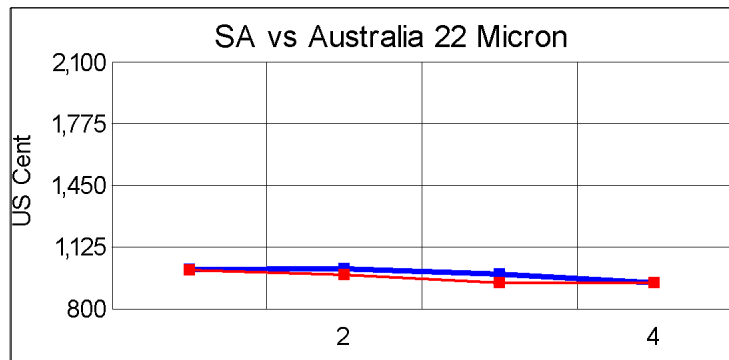
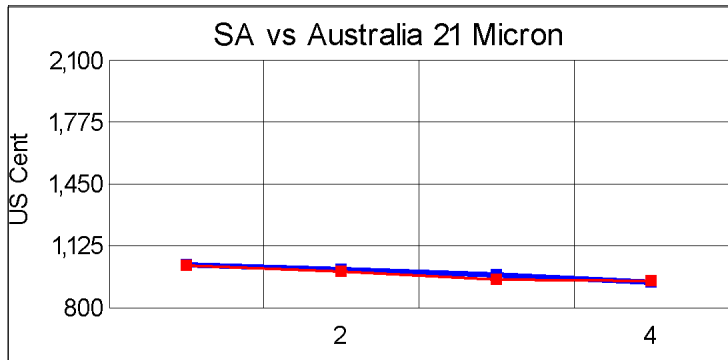
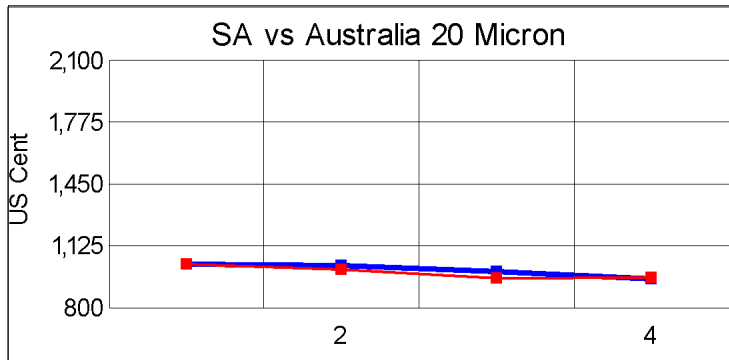
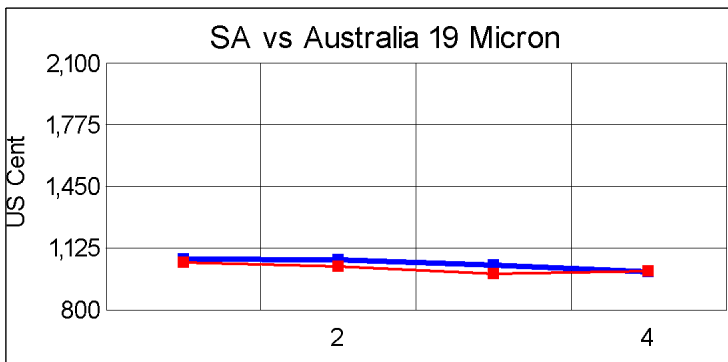
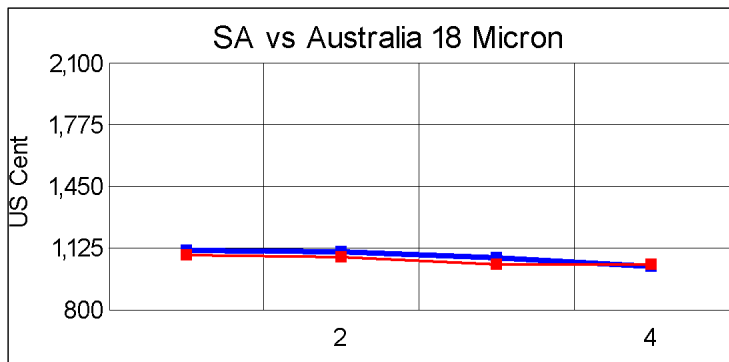
Average Topmaking Styles (AWEX MF6)

Micron	100+mm	90mm	80mm	70mm	60mm	50mm	40mm	30mm	20mm	10mm
18.0										
18.5										
19.0										
19.5										
20.0										
20.5										
21.0										
21.5										
22.0										
22.5										
23.0										
23.5										
24.0										

* Based on a minimum of 3 lots sold per category

Other Selected Types/Qualities

	Long			Medium		
	19μ	20μ	21μ	19μ	20μ	21μ
Good Quality						
Lambswool	13418	13257		12591	13258	12630
Bellies	12966	12774		12218	12403	12661
Locks				11343	11512	10928
Average Quality						
Lambswool	13468			12644	12272	
Bellies	12908	12669	12669	12404	12021	10506
Locks	12268	10486		10919	10971	
Inferior Quality						
Fleecewool	12994	12538	12400		12170	12557
Lambswool				12977		
Bellies	12149		9929	11307	12181	11081
Locks	9946	10081		9788	8725	8639



— SA in USc
— Aus in USc

— SA in USc
— Aus in USc

Market Commentary

WOOL MARKET STRENGTHENS

Port Elizabeth - The wool market strengthened at this week's sale with the Cape Wools Merino Indicator capitalizing on its recent rand gains with an increase of 2,4% compared to the last sale to close the day at a value of R129,89 (Clean). On the Australian market, the indicator gained 0,6%. The Cape Wools All Wool Indicator gained 2.5%.

The volatility within the Chinese economy kept everyone guessing as to the impact of this uncertainty on the South African wool market, however traders commented there is good demand from China although slightly muted on the day.

This week saw the rand at R14,00 to the US dollar, an all-time low. The rand weakness increased rand returns to producers. The rand weakened by -1,3% against the US dollar compared with the average rate at the previous sale, trading at R13,62, while the Euro weakened -0,4%, trading at R15.21. The offering comprised of 4 944 bales of which 98,3% was sold. Major traders were Standard Wool SA (1 355), Lempriere SA (1 251), G Modiano SA (1 173) and Segard Masurel SA (469).

The average clean prices for the selection within the different categories good top-making (MF5), long fleeces were as follows: 18,5 microns strengthened by 1.5% to R136,59/kg, 19 microns increased 2.5% to close at R135,55/kg, 19,5 microns gained with 1.7% to close at R132,32/kg, 20 microns increased with 1.7% to close at R130,27/kg, 20,5 microns gained with 1.9% to close at R129,56/kg, 21,0 microns strengthened 0.8% to close at R128,31/kg, 21,5 microns gained by 2.2% to close at R126,87/kg and 22,0 microns gained with 2.3% to close at R128,83/kg.

The next sale is scheduled for 16 September where approximately ±7 700 bales will be on offer.