

# National Weekly Wool Market Report

Season: 2015/2016

Sale Date: 1&2 September 2015



CAPE WOOLS SA

Tel: 27-41-4844301  
 Fax: 27-41-4846792  
 E-mail: stats@capewools.co.za  
 Website: www.capewools.co.za

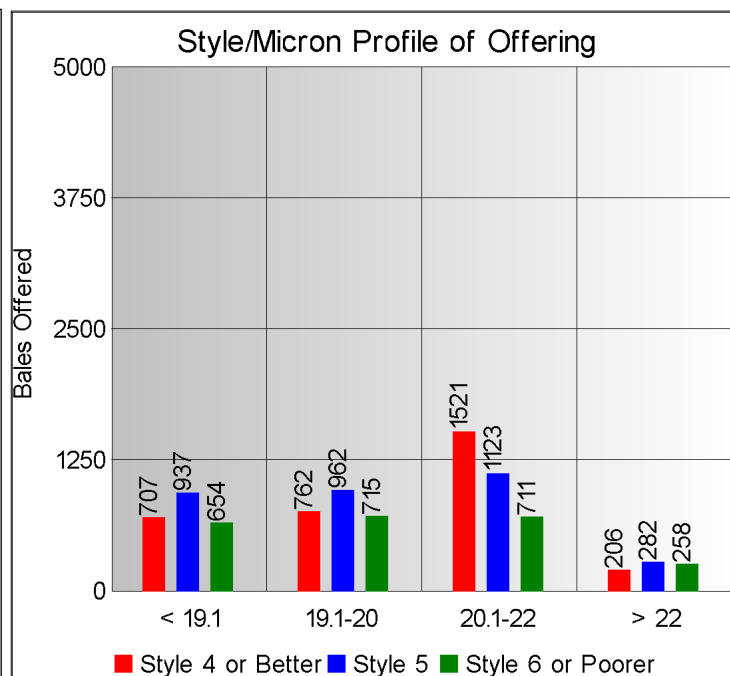
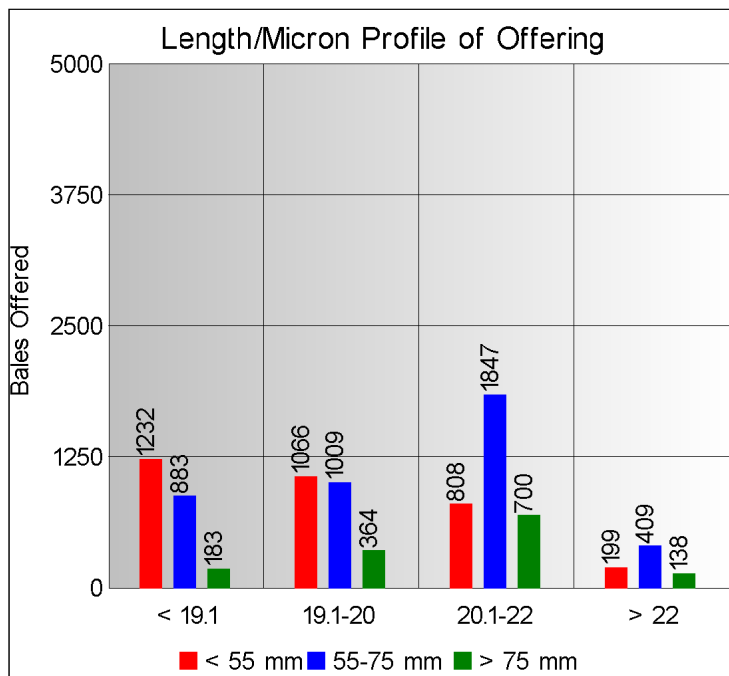
SA Merino Indicator				Buyers			
Indicator Unit	Current Sale	Last Sale	Change	Company	Bales Purchased This Week	% of Purchases	Total Bales Purchased This Season
# SA c/kg	12680	12813	-1.0%	Lempriere SA	2508	28.4%	7702
Ave. to date (15/16)	12805	12868	-0.5%	G Modiano SA	2496	28.2%	6122
Ave. to date (14/15)	11346			Standard Wool SA	1959	22.2%	6499
US c/kg	943	995	-5.2%	Stucken & Co	949	10.7%	3056
Euro c/kg	837	901	-7.0%	Segard Masurel SA	686	7.8%	1710
AWEX EMI	1249	1281	-2.5%	H Dawson Sons & Co	82	0.9%	741
Exchange Rates				New England Wool SA	40	0.5%	336
Currency Unit	This Week	Previous Week	% Change	CMW Operations			5
R/USD	13.4414	12.8777	-4.4%	Chargeurs Wool SA			
R/Euro	15.1405	14.2275	-6.4%				
R/AUD	9.4233	9.4967	0.8%				
USD/AUD	0.7012	0.7375	4.9%				

## Analysis of Offerings by Broker This Week (Bales)

Broker	Merino Fleeces	Merino Bellies	Merino Lambs	Merino Backs	Merino Locks	* Other	Total	% Sold
BKB	2635	344	413	0	262	577	4231	98.2%
CMW	1366	469	381	120	0	205	2541	98.5%
JLW	191	36	48	4	5	33	317	100.0%
MAS	146	41	62	8	36	63	356	100.0%
QWB	294	31	71	21	28	61	506	100.0%
SBL	233	33	51	3	24	29	373	100.0%
VLW	259	50	83	18	47	57	514	99.6%
<b>Total</b>	<b>5124</b>	<b>1004</b>	<b>1109</b>	<b>174</b>	<b>402</b>	<b>1025</b>	<b>8838</b>	<b>98.7%</b>

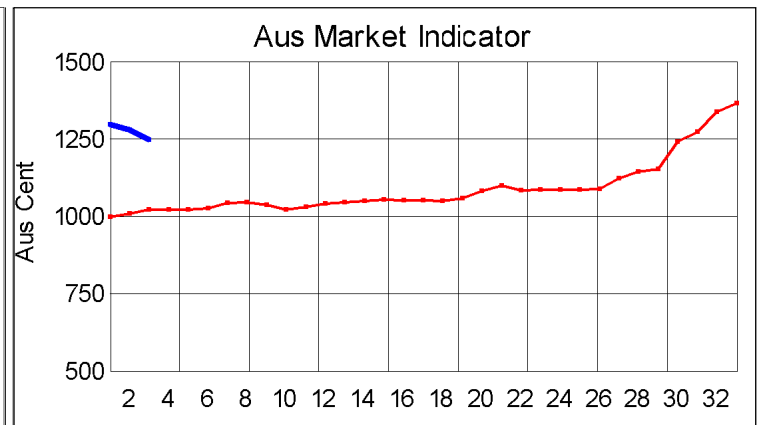
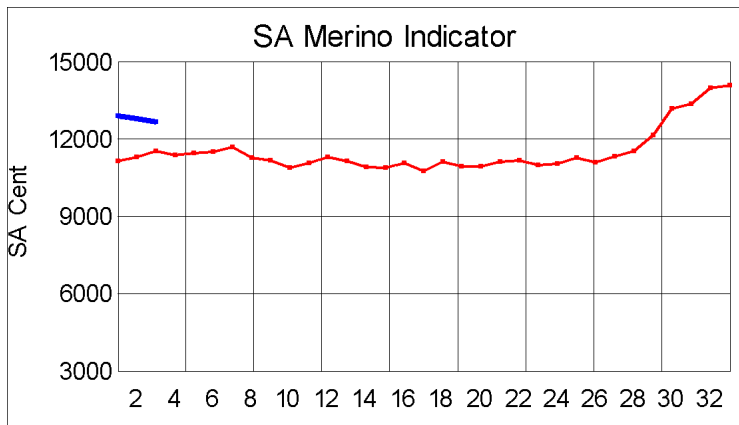
# SA Merino Indicator includes Merino types comparable to international indicators.  
 ## Cape Wools All Wool Indicator, includes all white wool sold at auction.

\* crossbred, coarse and coloured, inferior



## Receipts 2015/2016 Season

Season to Date (Kg.) 5,939,121.5 Previous Season to Date 6,928,963.4 Percentage Change: -14.29%



Current Season — Previous Season —

**Average Fleece Wool Prices (c/kg. clean)**  
**Spinners and Good Topmaking Styles (AWEX Types MF4 and MF5)**

Micron	100+mm	90mm	80mm	70mm	60mm	50mm	40mm	30mm	20mm	10mm
18.0			13752	13988	13253	12934	12735			
18.5				13603	13397	12846				
19.0			13170	13222	12786	12712	12371			
19.5		12916	13086	13039	12687	12586	11937			
20.0		12938	12915	12808	12584	12249	12034			
20.5		12948	12778	12711	12494	11989	11780			
21.0			12708	12670	12479	12058	11755			
21.5		12724	12654	12562	12341	11734	11633			
22.0			12680	12608	12205					
22.5			12409	12299						
23.0				12410						
23.5				12083						
24.0			11377	11414	11258					

\* Based on a minimum of 3 lots sold per category

**Average Topmaking Styles (AWEX MF6)**

Micron	100+mm	90mm	80mm	70mm	60mm	50mm	40mm	30mm	20mm	10mm
18.0										
18.5										
19.0										
19.5										
20.0										
20.5										
21.0					12349					
21.5										
22.0										
22.5										
23.0										
23.5										
24.0										

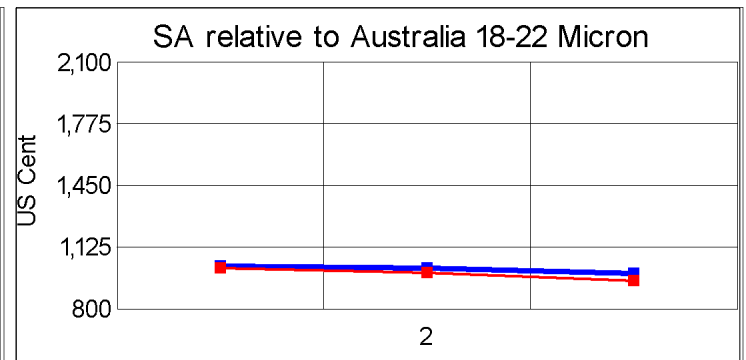
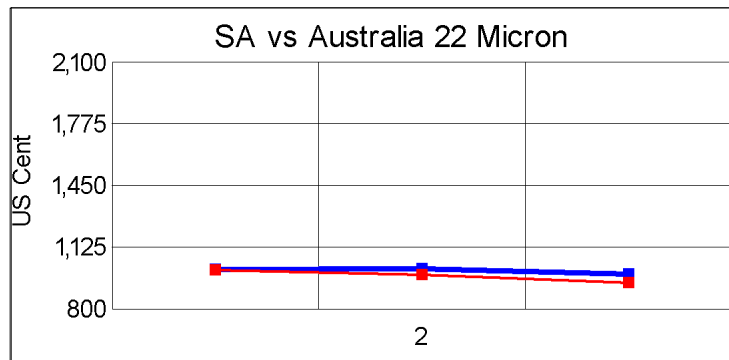
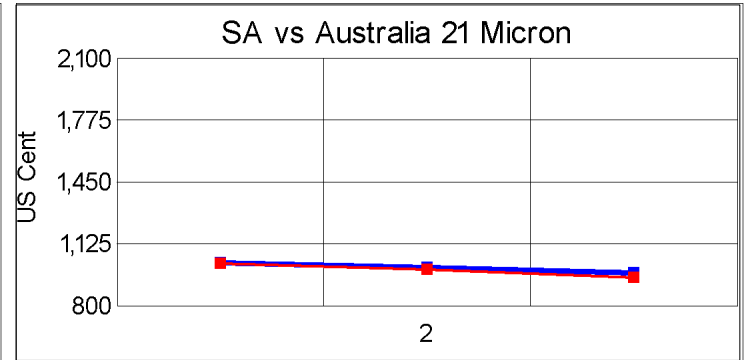
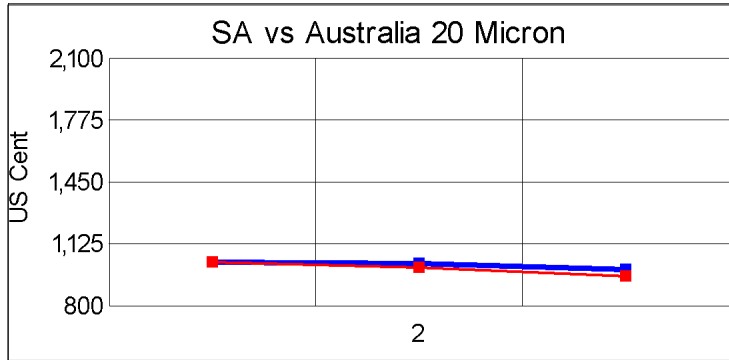
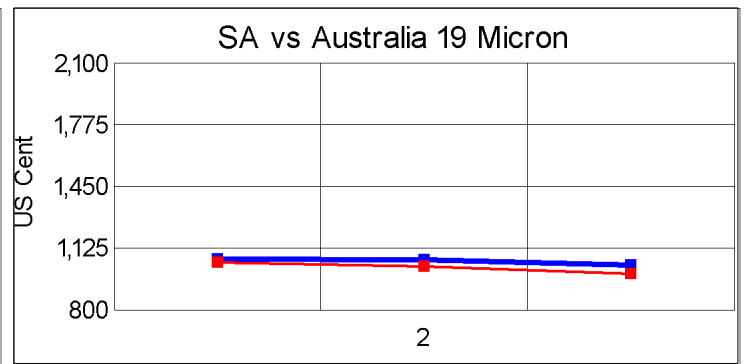
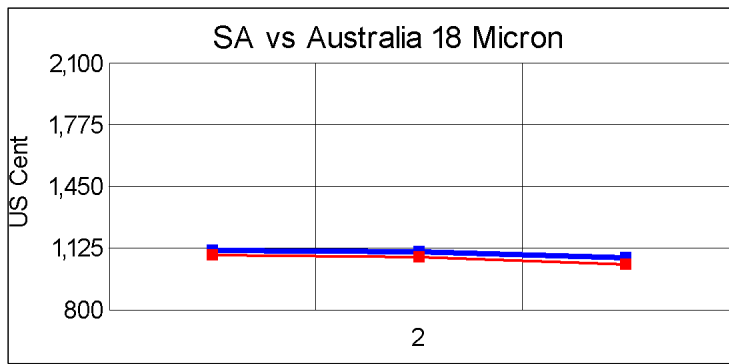
\* Based on a minimum of 3 lots sold per category

**Other Selected Types/Qualities**

Long

Medium

	19μ	20μ	21μ	19μ	20μ	21μ
<b>Good Quality</b>						
Lambswool	13257	12681	12475	12595	11591	
Bellies	12631	12371	12164	12153	12415	12097
Locks				11821	10317	10611
<b>Average Quality</b>						
Lambswool	12778	12506	12560	12087	10819	10819
Bellies	12642	12719	11905	11935	11759	11043
Locks	10149			10395	10394	
<b>Inferior Quality</b>						
Fleecewool	12521	12290	12333	12551	12138	12138
Lambswool	12349	12526				
Bellies	12247	11795	10233	11078	10722	10799
Locks	9374	8708	9093	10180	9622	8855



— SA in USc  
— Aus in USc

— SA in USc  
— Aus in USc

## Market Commentary

### Cape Wools Weekly Market Report

Port Elizabeth - The wool market consolidated at this weeks sale with the Cape Wools Merino Indicator maintaining its recent rand gains with a slight decline of only 1.0% compared to the last sale to close the day at a value of R126.80 (Clean). On the Australian Market, the indicator gained 2.2%. The Cape Wools All Wool Indicator shed 1.1%.

Local traders commented that trade got off to a brisk start but eased as the day progressed with satisfactory demand from Chinese customers for this time of the year. The rand weakness supported the market on the day.

The rand weakened by -4,4% against the US dollar compared with the average rate at the previous sale, trading at R13.44, while the Euro weakened -6,4%, trading at R15.14 The offering comprised of 8 838 bales of which 98.7% was sold. Major traders were Lempriere SA (2 508), G Modiano SA (2 496) Standard Wool SA (1 959), and Stucken & Co (949).

The average clean prices for the selection within the different categories good top-making (MF5), long fleeces were as follows: 18,5 microns weakened by -1.6% to R134,57/kg, 19 microns dropped -1.9% to close at R132,29/kg, 19,5 microns dropped with 0,8% to close at R130,15/kg, 20 microns declined with -0,6% to close at R128,10/kg, 20,5 microns decreased with -0.9% to close at R127,12/kg, 21,0 microns dropped -0.5% to close at R127,24/kg, 21,5 microns weakened by -1.8% to close at R124,15/kg and 22,0 microns dropped with -0.5% to close at R125,93/kg.

The next sale is scheduled for 9 September where approximately ±5 000 bales will be on offer.