

National Weekly Wool Market Report

Season: 2012/2013

Sale Date: 26 September 2012



Tel: 27-41-4844301
 Fax: 27-41-4846792
 E-mail: stats@capewools.co.za
 Website: www.capewools.co.za

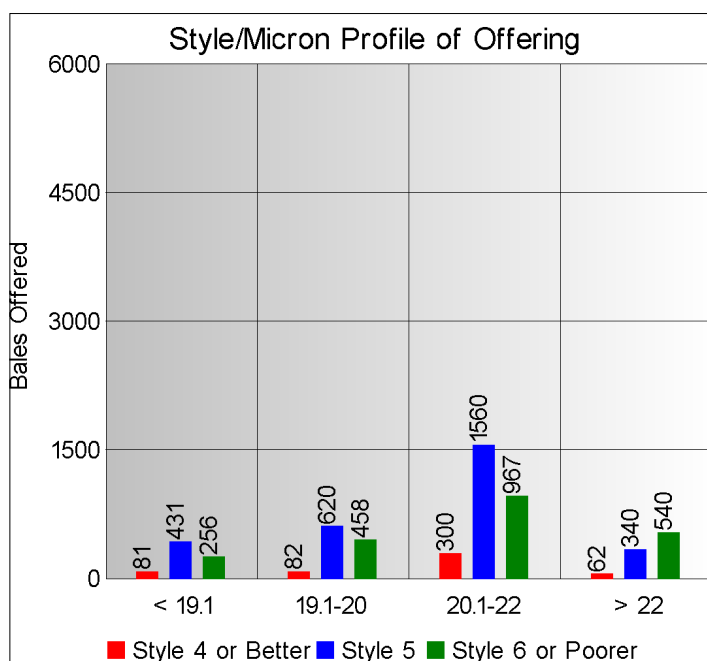
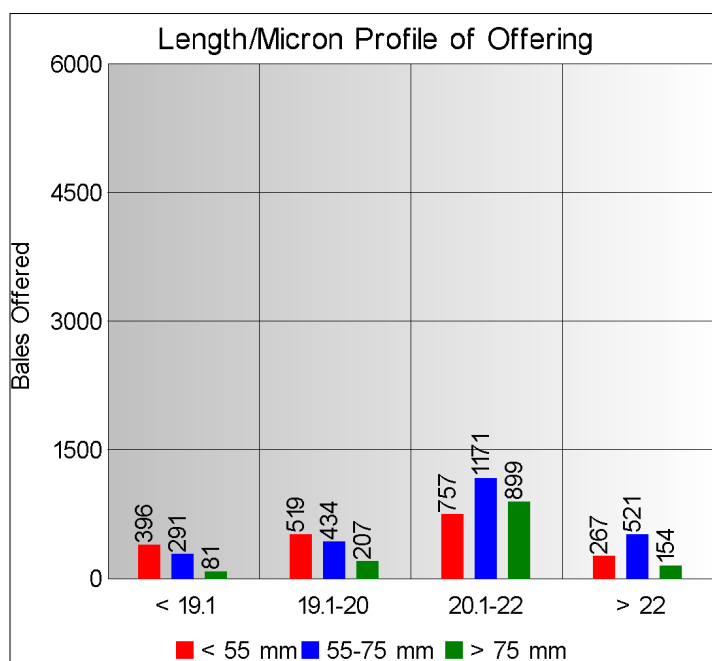
Market Indicators				Buyers			
Indicator Unit	Current Sale	Last Sale	Change	Company	Bales Purchased This Week	% of Purchases	Total Bales Purchased This Season
SA c/kg	8809	8882	-0.8%	Standard Wool SA	1235	21.7%	14073
Ave. to date (12/13)	8792	8789	0.0%	Stucken & Co	1213	21.3%	6417
Ave. to date (11/12)	9455			G Modiano SA	1150	20.2%	8954
US c/kg	1076	1088	-1.1%	Lempriere SA	1120	19.7%	8039
Euro c/kg	836	835	0.2%	Segard Masurel SA	517	9.1%	3668
AWEX EMI	940	952	-1.3%	Infinite Wool SA	311	5.5%	672
				Chargeurs Wool SA	50	0.9%	287
				New England Wool SA	30	0.5%	513
				Mohair & Wool Trader	2	0.0%	2

Exchange Rates			
Currency Unit	This Week	Previous Week	% Change
R/USD	8.1836	8.1629	-0.3%
R/Euro	10.5313	10.6375	1.0%
R/AUD	8.4733	8.5268	0.6%
USD/AUD	1.0355	1.0444	0.9%

Analysis of Offerings by Broker This Week (Bales)

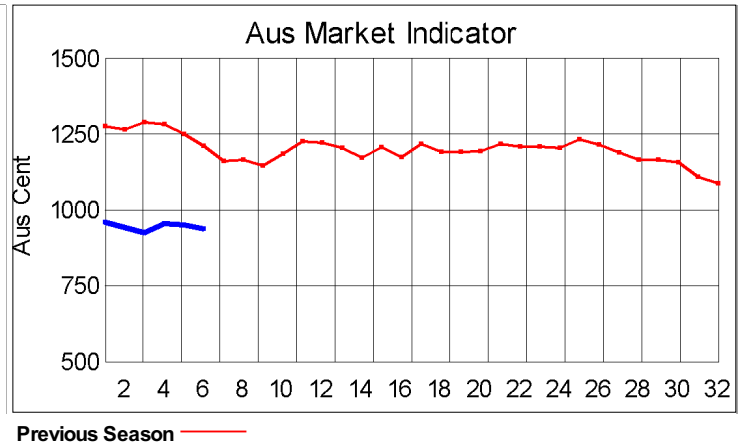
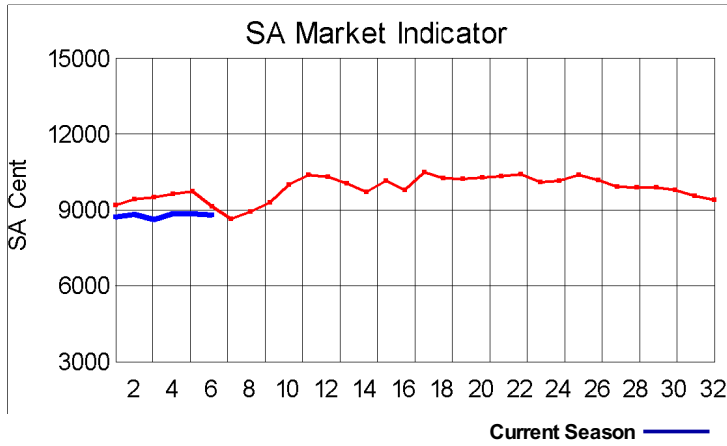
Broker	Merino Fleeces	Merino Bellies	Merino Lambs	Merino Backs	Merino Locks	* Other	Total	% Sold
BKB	2175	222	378	215	198	322	3510	98.4%
CMW	1333	144	213	133	152	212	2187	99.5%
MAS	0	0	0	0	0	0	0	
SBL	0	0	0	0	0	0	0	
VLW	0	0	0	0	0	0	0	
Total	3508	366	591	348	350	534	5697	98.8%

* Crossbred types, Coarse and Coloured and Inferior



Receipts 2012/2013 Season

Season to Date (Kg.) 8,620,863.2 Previous Season to Date 8,713,511.1 Percentage Change: -1.06%



Average Fleece Wool Prices (c/kg. clean)

Spinners and Good Topmaking Styles (AWEX Types MF4 and MF5)

Micron	100+mm	90mm	80mm	70mm	60mm	50mm	40mm	30mm	20mm	10mm
18.0										
18.5			9763			8563				
19.0		9680	9639	9578	9460	8435	7715			
19.5		9508	9510	9156	8965	8503				
20.0		8911	9064	8977	8993	8628				
20.5		8899	8899	8872		8219				
21.0		8863	8866	8821	8639	7762				
21.5		8768	8818	8746	8413	8132				
22.0			8701	8648		7521				
22.5			8531	8549						
23.0		8544	8570							
23.5										
24.0										

* Based on a minimum of 3 lots sold per category

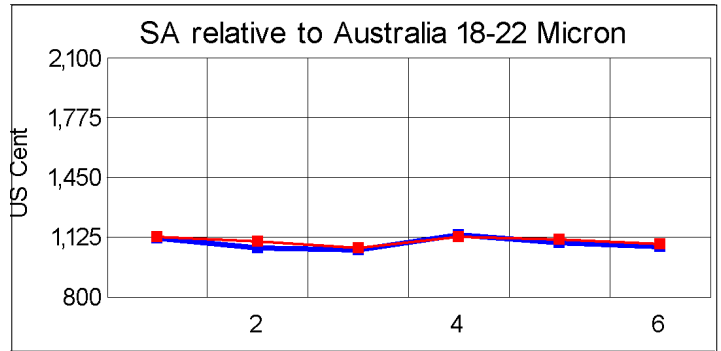
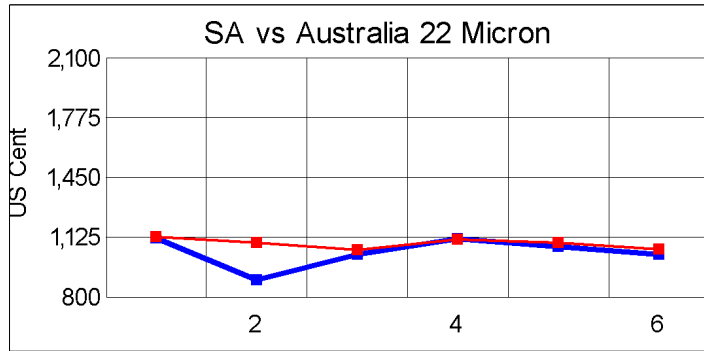
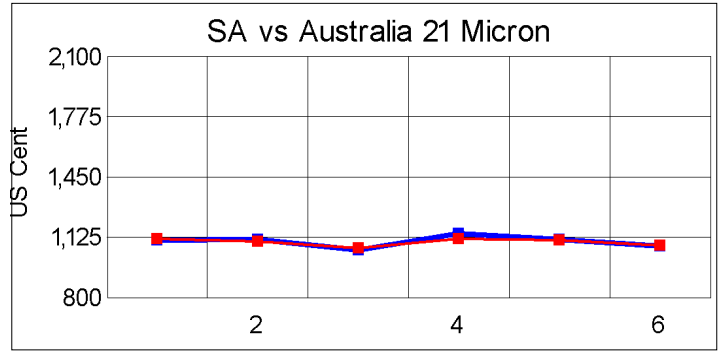
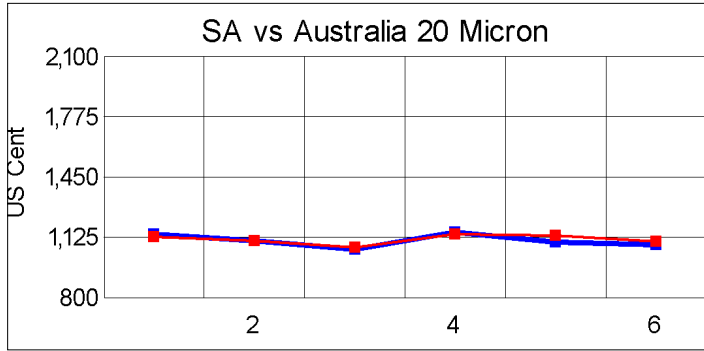
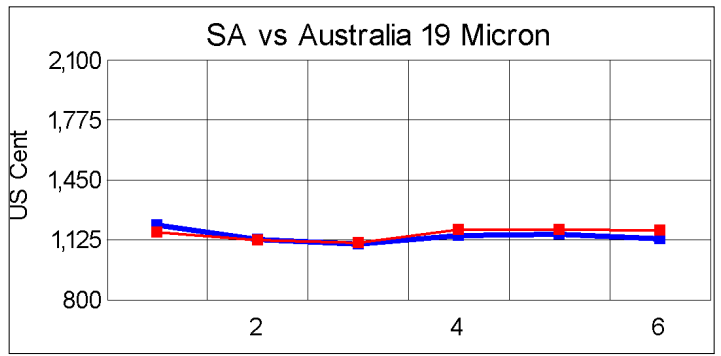
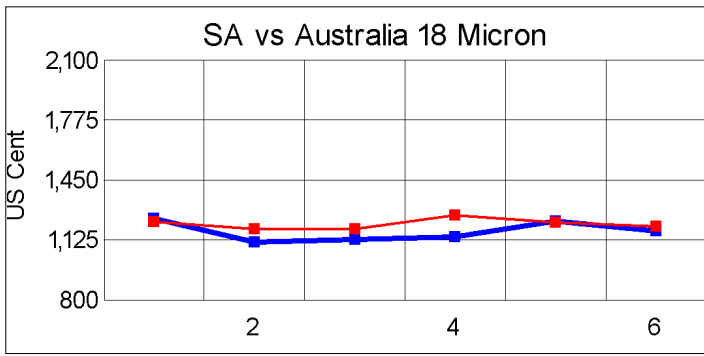
Average Topmaking Styles (AWEX MF6)

Micron	100+mm	90mm	80mm	70mm	60mm	50mm	40mm	30mm	20mm	10mm
18.0										
18.5										
19.0										
19.5				9130		7784				
20.0			8945							
20.5			8881	8908						
21.0			8882	8834						
21.5			8768							
22.0				8441	8217					
22.5										
23.0										
23.5										
24.0										

* Based on a minimum of 3 lots sold per category

Other Selected Types/Qualities

	Long			Medium		
	19μ	20μ	21μ	19μ	20μ	21μ
Good Quality						
Lambswool	9597	9122	8847	8476	7680	7876
Bellies	8143	7410				
Locks				7097	6588	
Average Quality						
Lambswool	8479	8988		8339	6727	6070
Bellies	8538	8092	7807	8043	7812	6873
Locks		6717		7230	6579	
Inferior Quality						
Fleecewool	9267	8690	8259			8374
Lambswool		8857				
Bellies		7941		8017	7369	7585
Locks			3934	5322	4220	4283



— SA in USc
— Aus in USc

— SA in USc
— Aus in USc

Market Commentary

WOOL PRICES SLIGHTLY WEAKER

Port Elizabeth: The market was slightly weaker at this week's sale as demand conditions remain tough and the Cape Wools Merino indicator shed 0,8% compared with last week to close at R88,09/kg (clean).

This is in line with the Australian market where the indicator was down 0,6%.

The market initially struggled to gain momentum and the average prices for some micron categories in early morning trade were down by up to 3%. It picked up pace later in the day. In contrast with last week, this week saw prices for the finer fleeces performing better than the broader types. Medium wools were also in keen demand.

There was little change in the value of the rand against the US dollar. At R8,18, the average rate of the rand was down by a marginal 0,3%, but it was 1% stronger against the euro, trading at R10,53.

A total of 5 697 bales were offered of which 99% was sold.

Major buyers were Standard Wool SA (1 235 bales), Stucken & Co (1 213 bales), Modiano SA (1 150 bales) and Lempriere SA (1 120 bales).

The average clean prices for the different categories good top-making (MF5), long fleeces were as follows: 18 microns were down 1,5% at R98,26/kg, 18,5 microns gained 0,8% to R98,35/kg, 19 microns were down a marginal 0,1% at R96,43/kg, 19,5 microns shed 0,7% to R94,04/kg, 20 microns were 2,6% cheaper at R90,25/kg, 20,5 microns were down 2,2% at R89,09/kg, 21 microns shed 2,1% at R88,72/kg, 21,5 microns were 1,8% cheaper at R87,97/kg and 22 microns were down 3,1% to close at R86,83/kg.

Approximately 8 500 bales will be on offer next week.