

National Weekly Wool Market Report

Season: 2015/2016

Sale Date: 19 August 2015



CAPE WOOLS SA

Tel: 27-41-4844301
 Fax: 27-41-4846792
 E-mail: stats@capewools.co.za
 Website: www.capewools.co.za

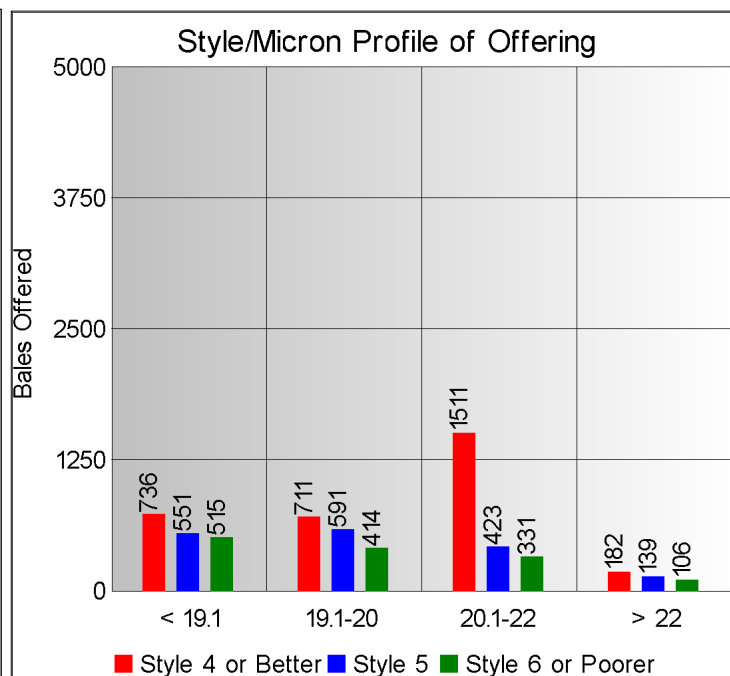
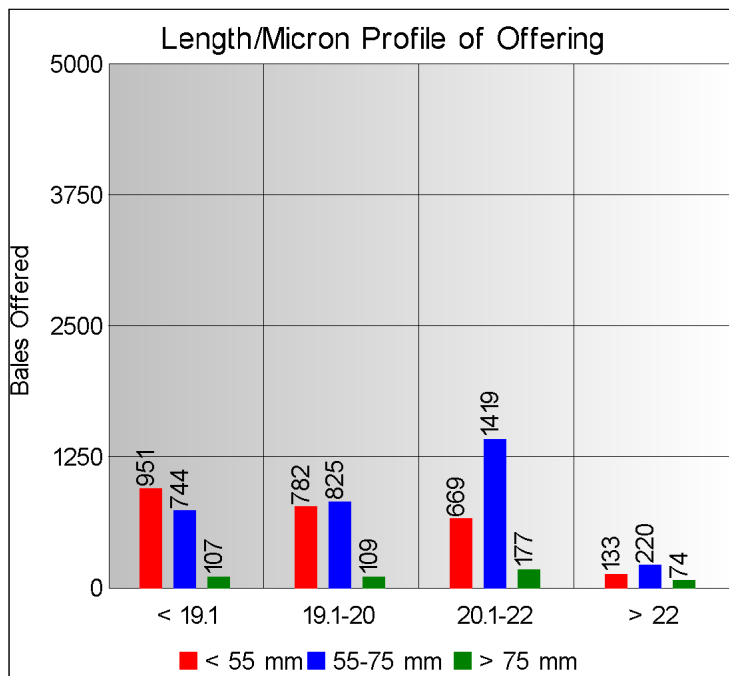
| SA Merino Indicator | | | | Buyers | | | |
|----------------------|--------------|---------------|----------|---------------------|---------------------------|----------------|-----------------------------------|
| Indicator Unit | Current Sale | Last Sale | Change | Company | Bales Purchased This Week | % of Purchases | Total Bales Purchased This Season |
| # SA c/kg | 12813 | 12922 | -0.8% | Lempriere SA | 2084 | 33.6% | 5144 |
| Ave. to date (15/16) | 12868 | 12922 | -0.4% | Standard Wool SA | 1805 | 29.1% | 4525 |
| Ave. to date (14/15) | 11248 | | | G Modiano SA | 1374 | 22.1% | 3626 |
| US c/kg | 995 | 1010 | -1.5% | Stucken & Co | 290 | 4.7% | 2107 |
| Euro c/kg | 901 | 908 | -0.8% | Segard Masurel SA | 276 | 4.4% | 1024 |
| AWEX EMI | 1281 | 1300 | -1.5% | H Dawson Sons & Co | 164 | 2.6% | 659 |
| Exchange Rates | | | | New England Wool SA | 114 | 1.8% | 296 |
| Currency Unit | This Week | Previous Week | % Change | CMW Operations | 5 | 0.1% | 5 |
| R/USD | 12.8777 | 12.7958 | -0.6% | Chargeurs Wool SA | | | |
| R/Euro | 14.2275 | 14.2316 | 0.0% | | | | |
| R/AUD | 9.4967 | 9.3520 | -1.5% | | | | |
| USD/AUD | 0.7375 | 0.7310 | -0.9% | | | | |

Analysis of Offerings by Broker This Week (Bales)

| Broker | Merino Fleeces | Merino Bellies | Merino Lambs | Merino Backs | Merino Locks | * Other | Total | % Sold |
|--------------|----------------|----------------|--------------|--------------|--------------|------------|-------------|--------------|
| BKB | 2838 | 327 | 594 | 0 | 357 | 332 | 4448 | 98.1% |
| CMW | 888 | 432 | 185 | 53 | 1 | 203 | 1762 | 99.3% |
| MAS | 0 | 0 | 0 | 0 | 0 | 0 | 0 | |
| QWB | 0 | 0 | 0 | 0 | 0 | 0 | 0 | |
| SBL | 0 | 0 | 0 | 0 | 0 | 0 | 0 | |
| VLW | 0 | 0 | 0 | 0 | 0 | 0 | 0 | |
| Total | 3726 | 759 | 779 | 53 | 358 | 535 | 6210 | 98.4% |

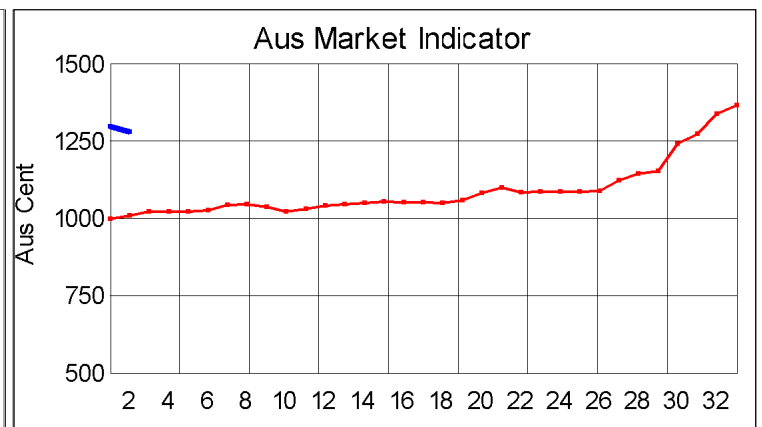
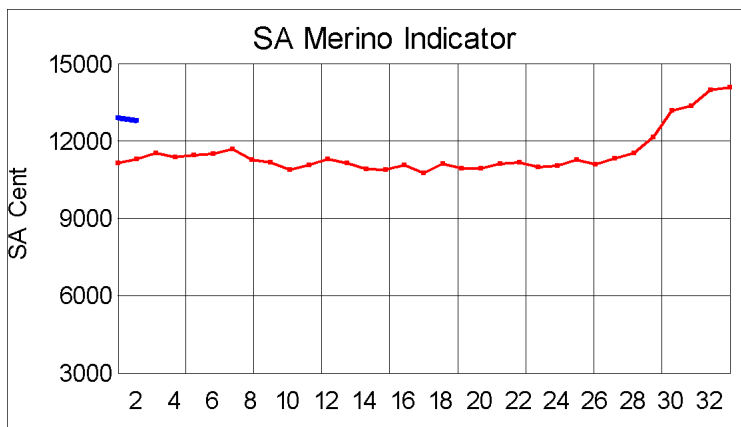
SA Merino Indicator includes Merino types comparable to international indicators.
 ## Cape Wools All Wool Indicator, includes all white wool sold at auction.

* crossbred, coarse and coloured, inferior



Receipts 2015/2016 Season

Season to Date (Kg.) 3,928,986.9 Previous Season to Date 5,883,497.8 Percentage Change: -33.22%



Current Season █ Previous Season █

Average Fleece Wool Prices (c/kg. clean)
Spinners and Good Topmaking Styles (AWEX Types MF4 and MF5)

| Micron | 100+mm | 90mm | 80mm | 70mm | 60mm | 50mm | 40mm | 30mm | 20mm | 10mm |
|--------|--------|------|-------|-------|-------|-------|-------|------|------|------|
| 18.0 | | | | 14303 | 13796 | 13132 | | | | |
| 18.5 | | | 13702 | 13891 | 13363 | 12954 | 12733 | | | |
| 19.0 | | | 13577 | 13500 | 12962 | 12794 | 12711 | | | |
| 19.5 | | | 13175 | 12998 | 12826 | 12661 | 12069 | | | |
| 20.0 | | | 12984 | 12874 | 12626 | 12557 | 11067 | | | |
| 20.5 | | | 12791 | 12821 | 12631 | 12401 | 11461 | | | |
| 21.0 | | | 12767 | 12792 | 12609 | 12333 | | | | |
| 21.5 | | | | 12685 | 12454 | 12089 | | | | |
| 22.0 | | | 12759 | 12574 | 12222 | 11364 | | | | |
| 22.5 | | | | 12327 | 12230 | | 10891 | | | |
| 23.0 | | | | 12119 | | | | | | |
| 23.5 | | | | | | | | | | |
| 24.0 | | | | 11472 | | | | | | |

* Based on a minimum of 3 lots sold per category

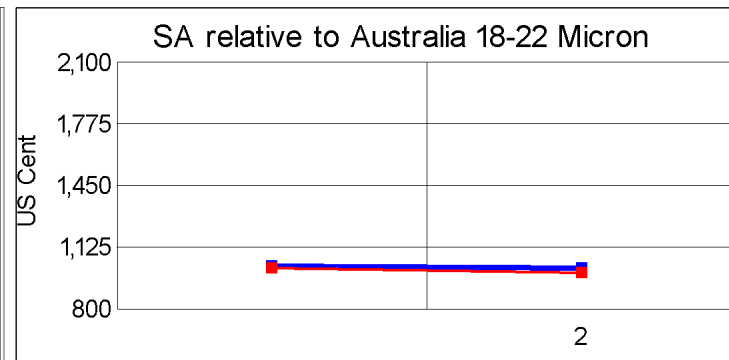
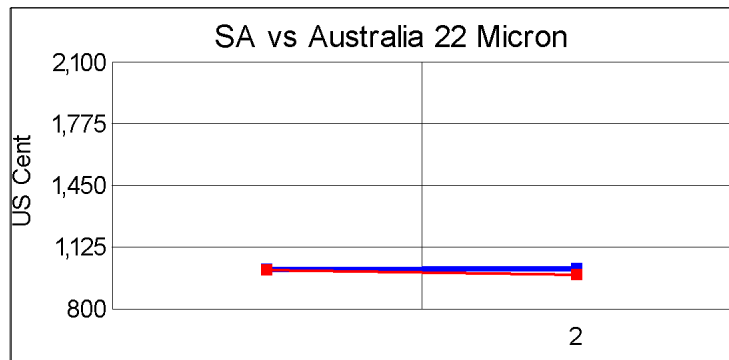
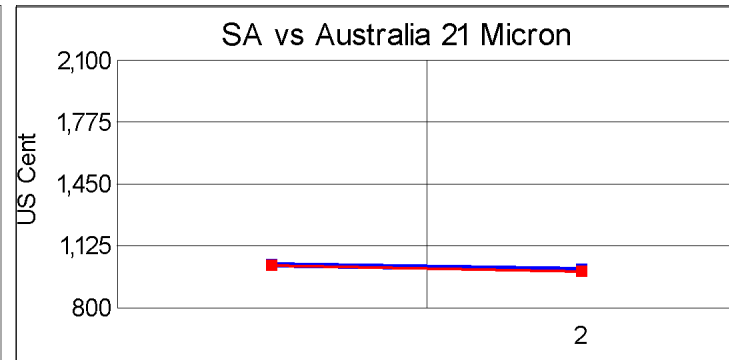
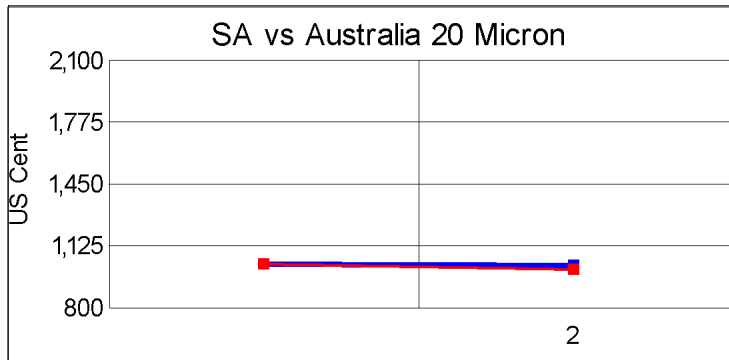
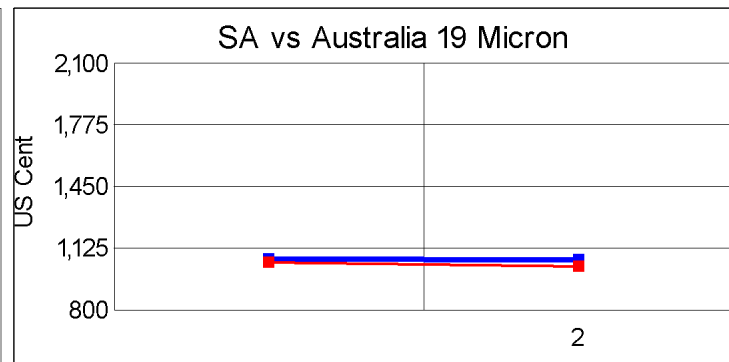
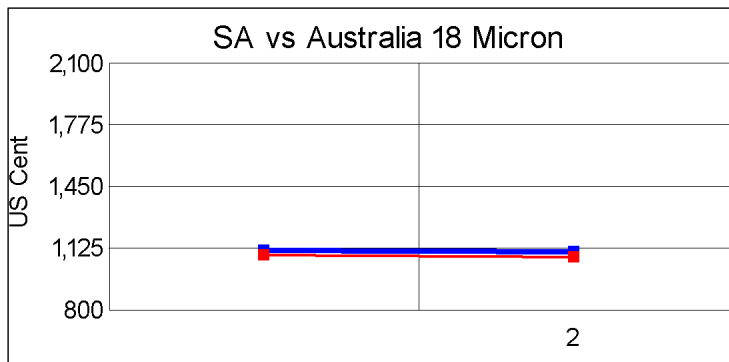
Average Topmaking Styles (AWEX MF6)

| Micron | 100+mm | 90mm | 80mm | 70mm | 60mm | 50mm | 40mm | 30mm | 20mm | 10mm |
|--------|--------|------|------|------|-------|------|------|------|------|------|
| 18.0 | | | | | | | | | | |
| 18.5 | | | | | | | | | | |
| 19.0 | | | | | | | | | | |
| 19.5 | | | | | | | | | | |
| 20.0 | | | | | | | | | | |
| 20.5 | | | | | | | | | | |
| 21.0 | | | | | 12483 | | | | | |
| 21.5 | | | | | | | | | | |
| 22.0 | | | | | | | | | | |
| 22.5 | | | | | | | | | | |
| 23.0 | | | | | | | | | | |
| 23.5 | | | | | | | | | | |
| 24.0 | | | | | | | | | | |

* Based on a minimum of 3 lots sold per category

Other Selected Types/Qualities

| | Long | | | Medium | | |
|-------------------------|-------|-------|-------|--------|-------|-------|
| | 19μ | 20μ | 21μ | 19μ | 20μ | 21μ |
| Good Quality | | | | | | |
| Lambswool | 13413 | 12843 | | 12631 | 11076 | 10578 |
| Bellies | 12930 | 12334 | | 12099 | 11741 | 12086 |
| Locks | | | | 10952 | 10073 | |
| Average Quality | | | | | | |
| Lambswool | 13439 | | | 12982 | 10391 | 11699 |
| Bellies | 11745 | 12004 | | 10760 | 11095 | 9508 |
| Locks | | | | 10568 | 10415 | |
| Inferior Quality | | | | | | |
| Fleecewool | 12779 | 13045 | 12306 | 11426 | | 10830 |
| Lambswool | | | | | | |
| Bellies | 10423 | 9115 | 8759 | 10946 | 11162 | |
| Locks | | | | 9487 | 9232 | 6922 |



— SA in USc
— Aus in USc

— SA in USc
— Aus in USc

Market Commentary

WOOL MARKET STEADY

Port Elizabeth - The wool market steadied on a course at this week's sale seeing the Cape Wools Merino Indicator largely unchanged, with a small decline of only 0.8% compared to the last sale, to close the day at a value of R128.13 (Clean). On the Australian Market, the indicator shed 1.8%. The Cape Wools All-Wool Indicator also shed 0.8%.

Local traders attributed the steady market performance to the small amount of wool on offer and also to the continued healthy demand for good quality wool. There were good enquiries from India, albeit at lower price points applicable to lesser quality wool.

The rand weakened by 0,6% against the US dollar compared with the average rate at the previous sale, trading at R12.88, while the Euro was unchanged at R14,23. The offering comprised of 6 200 bales of which 97% was sold.

Major traders were Lempriere SA (2 084), Standard Wool SA (1 805), G Modiano SA (1 374) and Stucken & Co (290).

The average clean prices for the selection within the different categories good top-making (MF5), long fleeces were as follows: 18,5 microns strengthened by ,9% to R136,74/kg, 19 microns dropped 0,2% to close at R134,89/kg, 19,5 microns dropped with 2,8% to close at R129,08/kg, 20 microns declined with 1,6% to close at R128,88/kg, 20,5 microns decreased with 1,6% to close at R128,34/kg, 21,0 microns dropped 1,1% to close at R127,84/kg, 21,5 microns weakened by 0,6% to close at R126,45/kg and 22,0 microns dropped with 0,1% to close at R126,61/kg.

The next sale is scheduled for 2 September where approximately 8 800 bales will be on offer.