

National Weekly Wool Market Report

Season: 2012/2013

Sale Date: 26&27 March 2013



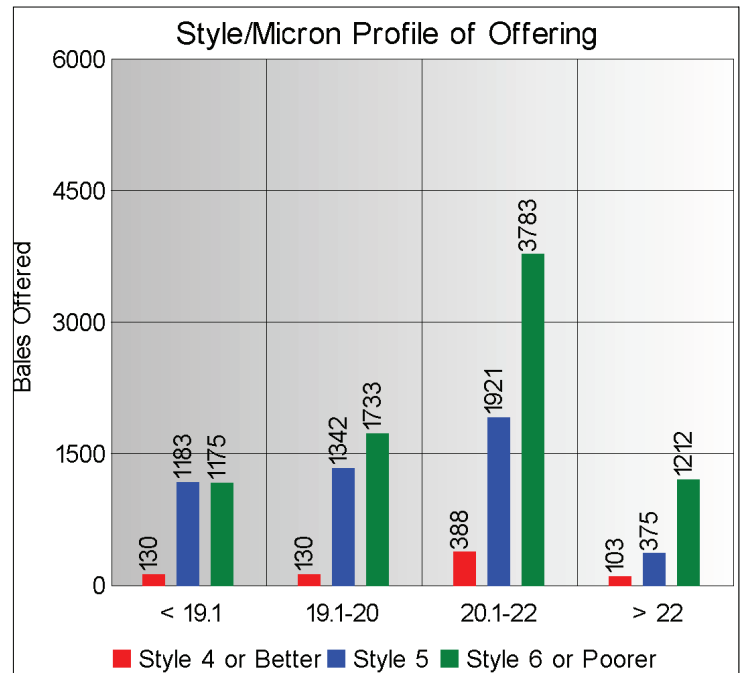
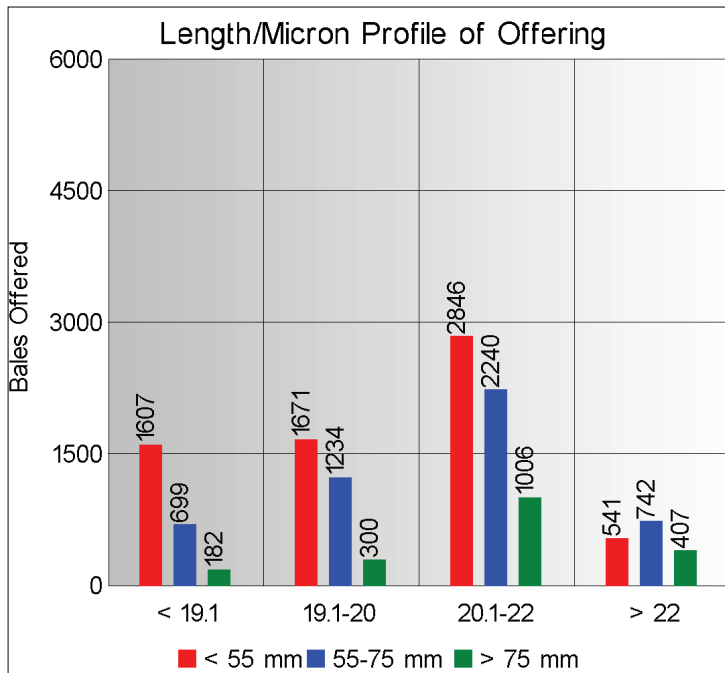
Tel: 27-41-4844301
 Fax: 27-41-4846792
 E-mail: stats@capewools.co.za
 Website: www.capewools.co.za

Market Indicators				Buyers			
Indicator Unit	Current Sale	Last Sale	Change	Company	Bales Purchased This Week	% of Purchases	Total Bales Purchased This Season
SA c/kg	11172	11425	-2.2%	Standard Wool SA	3429	25.5%	68679
Ave. to date (12/13)	10234	10197	0.4%	Lempriere SA	3125	23.2%	53294
Ave. to date (11/12)	9894			G Modiano SA	2957	21.9%	62465
US c/kg	1207	1246	-3.1%	Stucken & Co	2868	21.3%	42313
Euro c/kg	942	958	-1.6%	Segard Masurel SA	467	3.5%	15938
AWEX EMI	1059	1110	-4.6%	H Dawson Sons & Co	264	2.0%	1309
Exchange Rates				Infinite Wool SA	168	1.3%	5559
Currency Unit	This Week	Previous Week	% Change	Chargeurs Wool SA	96	0.7%	1115
R/USD	9.2540	9.1675	-0.9%	New England Wool SA			1153
R/Euro	11.8544	11.9317	0.6%				
R/AUD	9.6723	9.4532	-2.3%				
USD/AUD	1.0450	1.0252	-1.9%				

Analysis of Offerings by Broker This Week (Bales)

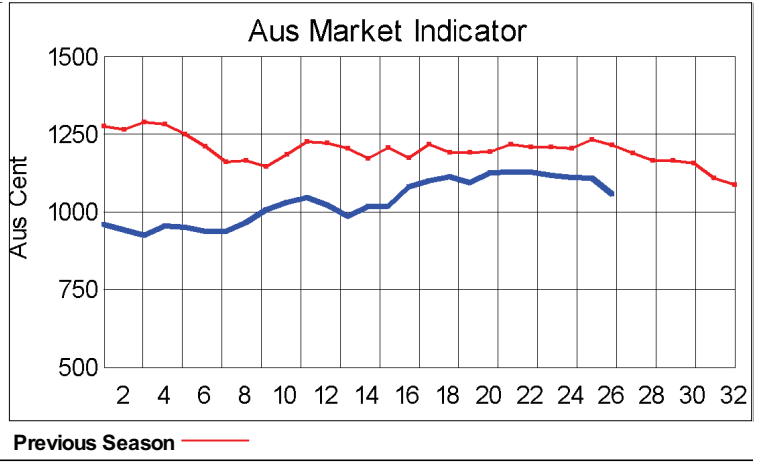
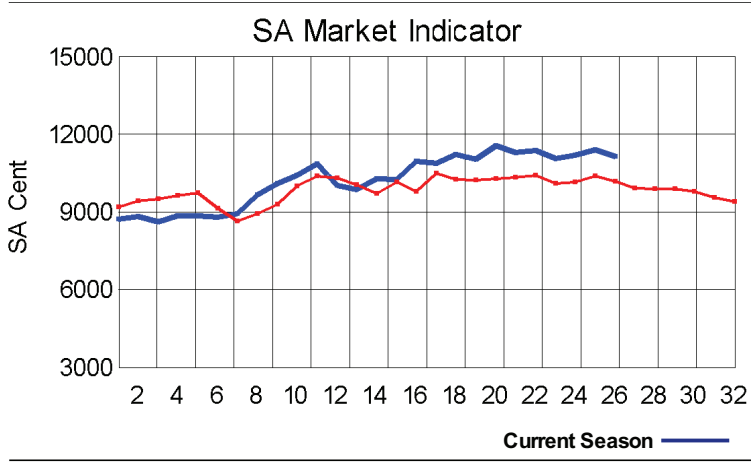
Broker	Merino Fleeces	Merino Bellies	Merino Lambs	Merino Backs	Merino Locks	* Other	Total	% Sold
BKB	3641	630	802	493	797	1540	7903	99.2%
CMW	1396	293	357	154	272	601	3073	99.3%
JLW	33	6	29	5	8	6	87	100.0%
MAS	629	56	163	83	167	484	1582	99.6%
SBL	245	35	48	42	61	114	545	100.0%
VLW	121	23	48	22	9	62	285	97.9%
Total	6065	1043	1447	799	1314	2807	13475	99.3%

* Crossbred types, Coarse and Coloured and Inferior



Receipts 2012/2013 Season

Season to Date (Kg.) 41,428,994.7 Previous Season to Date 37,497,162.7 Percentage Change: 10.49%



Current Season — Previous Season

**Average Fleece Wool Prices (c/kg. clean)
Spinners and Good Topmaking Styles (AWEX Types MF4 and MF5)**

Micron	100+mm	90mm	80mm	70mm	60mm	50mm	40mm	30mm	20mm	10mm
18.0				12140		11730				
18.5		12024	12003	11925	11697	11551	10818	9213		
19.0		11858	11844	11754	11480	11257	10966			
19.5		11650	11694	11553	11225	10877	10676			
20.0			11390	11300	11062	10701	9813	7423		
20.5		11341	11310	11208	10878	10509	9978	7828		
21.0		11232	11292	11220	10875	10343	9541	7945	6997	
21.5			11281	11189	10945	10123	8784			
22.0			11211	11200	10839					
22.5			11214	11024		9360				
23.0										
23.5										
24.0										

* Based on a minimum of 3 lots sold per category

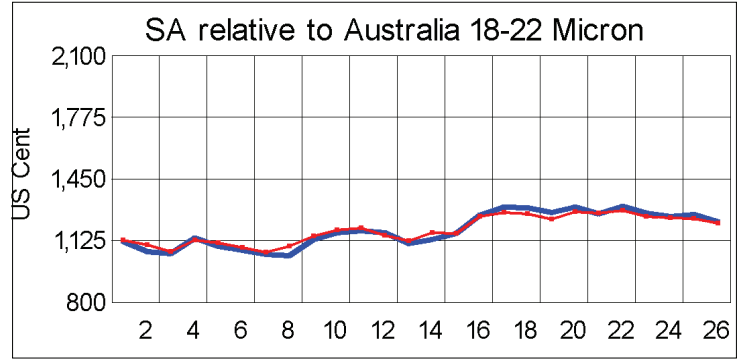
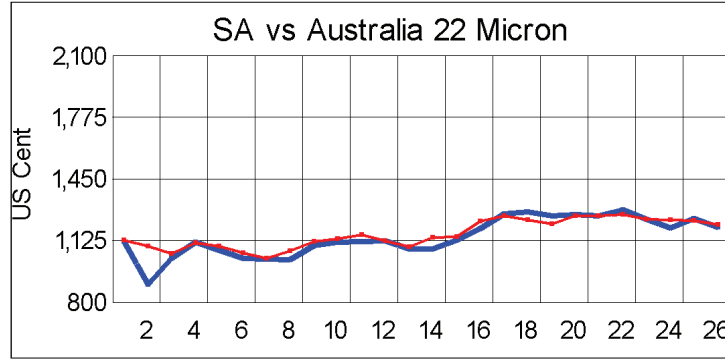
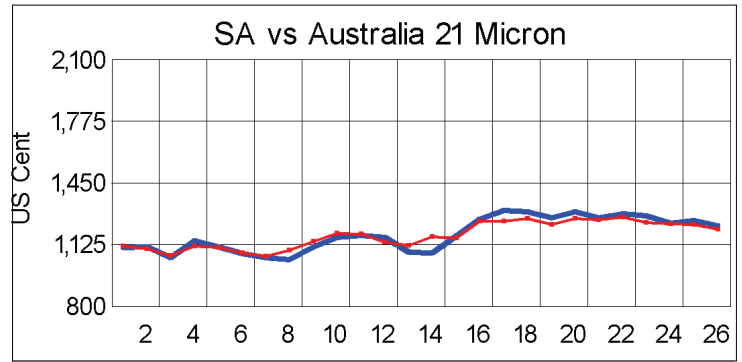
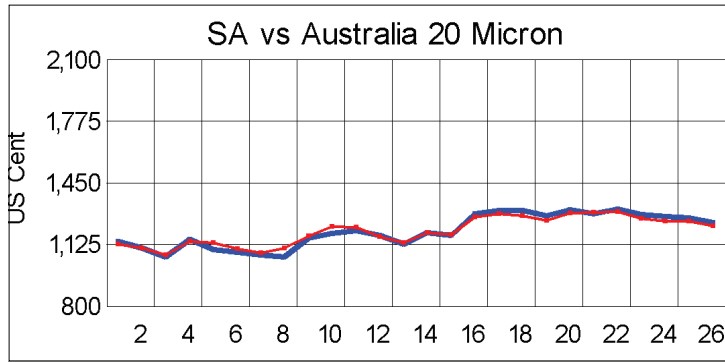
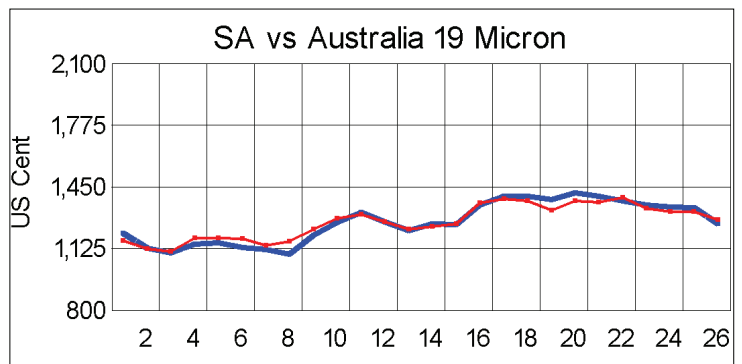
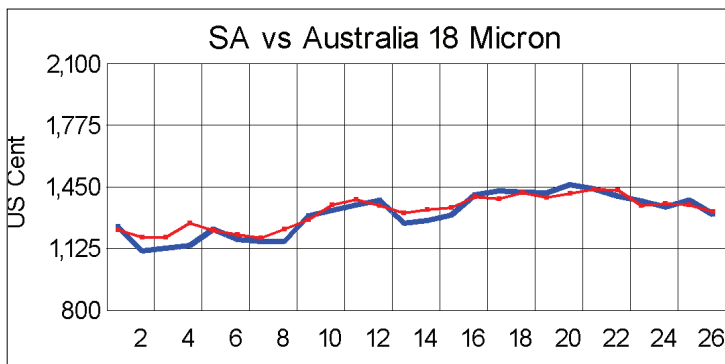
Average Topmaking Styles (AWEX MF6)

Micron	100+mm	90mm	80mm	70mm	60mm	50mm	40mm	30mm	20mm	10mm
18.0										
18.5										
19.0										
19.5					11392		10701			
20.0						10662	9898			
20.5			11130	11191	10871		9412			
21.0				10933	11020					
21.5				10681						
22.0						8716				
22.5										
23.0										
23.5										
24.0										

* Based on a minimum of 3 lots sold per category

Other Selected Types/Qualities

	Long			Medium		
	19μ	20μ	21μ	19μ	20μ	21μ
Good Quality						
Lambswool	11616	11321	11105	11013	10454	9473
Bellies				11115	10864	10395
Locks		8652		9733	8666	7698
Average Quality						
Lambswool	11397	10986	11076	10061	10258	9324
Bellies	11036	10349	10631	10553	10134	7742
Locks	8516			8650	8636	7168
Inferior Quality						
Fleecewool	10319	10762	10432	10847	10957	7452
Lambswool	11408	10420	10755	10613	10029	
Bellies	8543	10197		9873	8938	8215
Locks			5785	6451	6028	6283



— SA in USc
— Aus in USc

— SA in USc
— Aus in USc

Market Commentary

WOOL MARKET SOFTENS

Port Elizabeth: The market put up a lacklustre performance at this week's sale with wool prices easing and the Cape Wools Merino indicator shed 2,2% to close at R111,72/kg (clean).

Prices nevertheless remain at high levels with the indicator up almost 28% on the opening sale and 9% higher than at the same sale last season.

The rand was fairly stable, but at lower levels than at the previous sale a fortnight ago. At R9,25, it was down 0,9% against the US dollar, compared with the previous sale. At R11,85, it was slightly stronger against the euro. It was a fairly big offering, comprising 13 475 bales of which 99% was sold

Major buyers were Standard Wool (3 429 bales), Lempriere SA (3 125 bales), Modiano (2 957 bales), and Stucken & Co (2 868 bales).

Prices were down across the board with the finer end of the market posting the largest decreases.

The average clean prices for the different categories good top-making (MF5), long fleeces were as follows: 18 microns were down 1,8% at R122,26/kg, 18,5 microns dropped 2,4% at R119,19/kg, 19 microns were 2,4% cheaper at R118,39/kg, 19,5 microns softened by 1,9% to R115,63/kg, 20 microns shed 1% to R113,35/kg, 20,5 microns dropped 1,3% to R112,09/kg, 21 microns weakened 1,1% to R111,72/kg, 21,5 microns were up 0,2% at R112,79/kg, and 22 microns were 0,7% cheaper to close at R112,11/kg.

No sale has been scheduled for next week. Sales resume on 10 April when approximately 12 000 bales will come under the hammer.