

National Weekly Wool Market Report

Season: 2014/2015

Sale Date: 9 & 10 June 2015



CAPE WOOLS SA

Tel: 27-41-4844301
 Fax: 27-41-4846792
 E-mail: stats@capewools.co.za
 Website: www.capewools.co.za

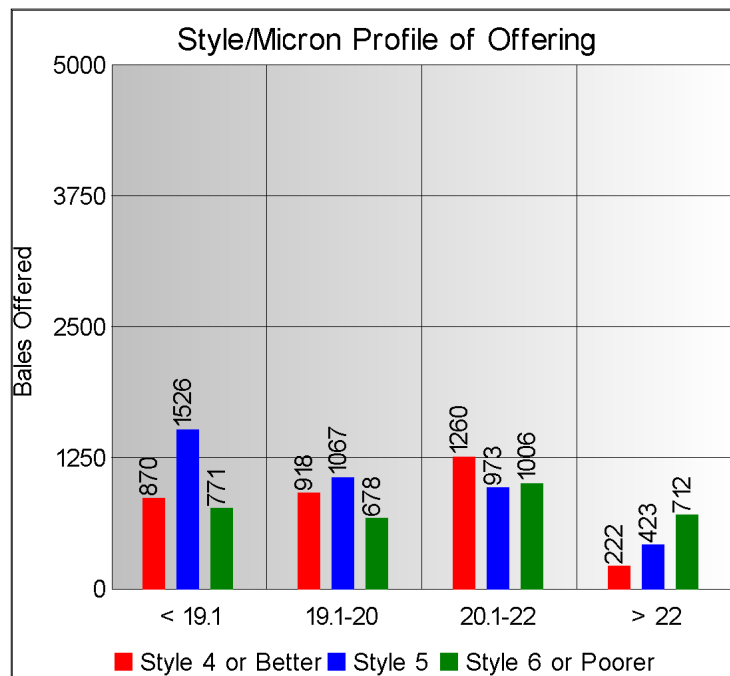
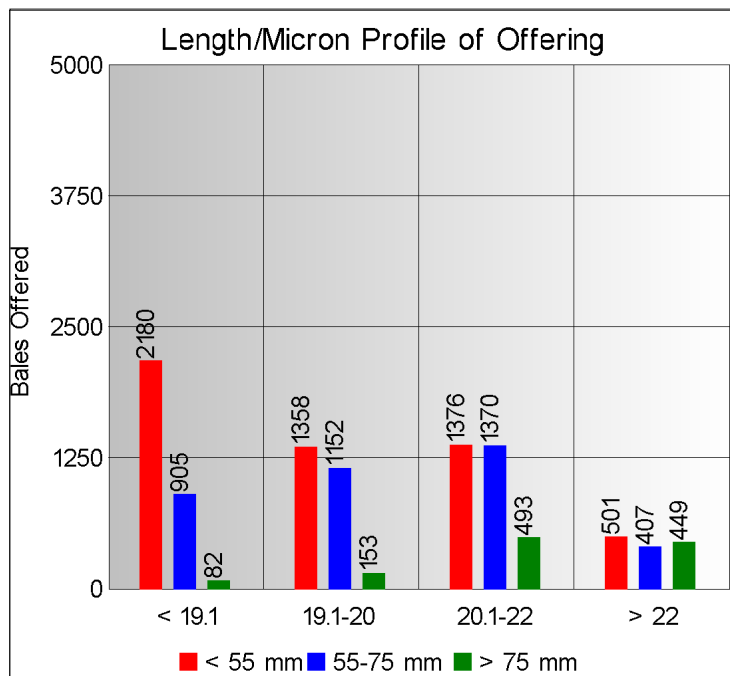
SA Merino Indicator				Buyers			
Indicator Unit	Current Sale	Last Sale	Change	Company	Bales Purchased This Week	% of Purchases	Total Bales Purchased This Season
# SA c/kg	14120	14000	0.9%	Lempriere SA	4042	38.8%	92834
Ave. to date (14/15)	11531	11450	0.7%	Standard Wool SA	3725	35.7%	88056
Ave. to date (13/14)	11374			G Modiano SA	1682	16.1%	61897
US c/kg	1145	1144	0.1%	Segard Masurel SA	300	2.9%	17303
Euro c/kg	1016	1028	-1.1%	Chargeurs Wool SA	246	2.4%	2613
AWEX EMI	1367	1340	2.0%	Stucken & Co	211	2.0%	39054
Exchange Rates				H Dawson Sons & Co	38	0.4%	7775
Currency Unit	This Week	Previous Week	% Change	CMW Operations			6158
R/USD	12.3342	12.2429	-0.7%	New England Wool SA			2777
R/Euro	13.8930	13.6208	-2.0%				
R/AUD	9.5562	9.5181	-0.4%				
USD/AUD	0.7751	0.7772	0.3%				

Analysis of Offerings by Broker This Week (Bales)

Broker	Merino Fleeces	Merino Bellies	Merino Lambs	Merino Backs	Merino Locks	* Other	Total	% Sold
BKB	3106	527	725	0	629	1025	6012	98.6%
CMW	1860	613	582	146	22	269	3492	99.1%
JLW	10	3	21	0	0	5	39	100.0%
MAS	191	43	52	7	35	365	693	92.6%
SBL	43	6	32	4	16	7	108	100.0%
VLW	35	11	11	1	7	17	82	98.8%
Total	5245	1203	1423	158	709	1688	10426	98.4%

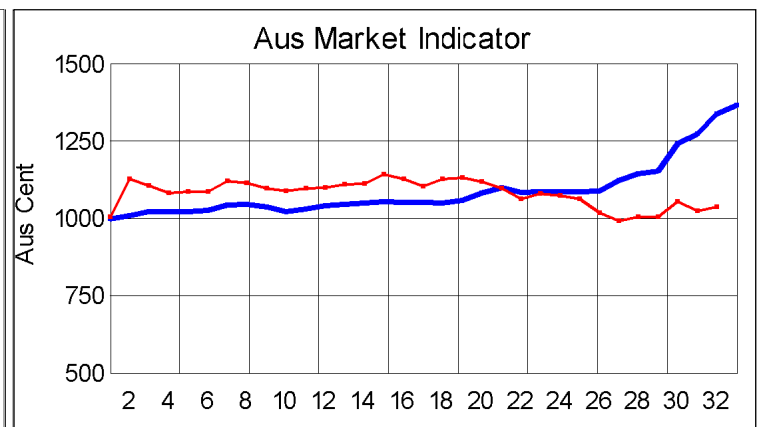
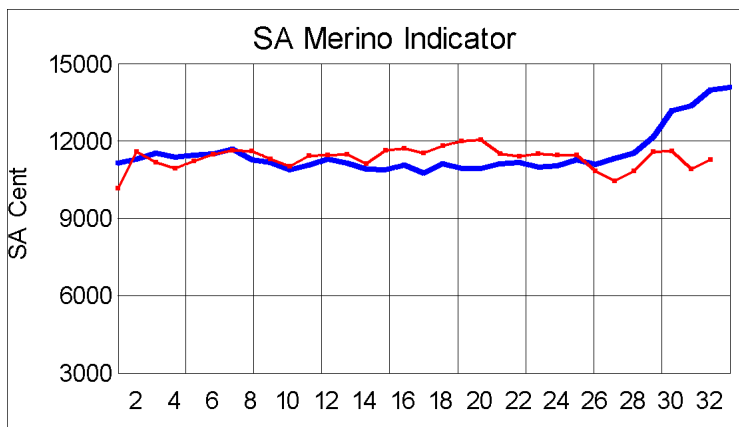
SA Merino Indicator includes Merino types comparable to international indicators.
 ## Cape Wools All Wool Indicator, includes all white wool sold at auction.

* crossbred, coarse and coloured, inferior



Receipts 2014/2015 Season

Season to Date (Kg.) 49,711,752.2 Previous Season to Date 50,505,993.5 Percentage Change: -1.57%



Current Season — Previous Season —

**Average Fleece Wool Prices (c/kg. clean)
Spinners and Good Topmaking Styles (AWEX Types MF4 and MF5)**

Micron	100+mm	90mm	80mm	70mm	60mm	50mm	40mm	30mm	20mm	10mm
18.0				15011	14638	14342	13596			
18.5			14825	14804	14416	14053	13946	11208		
19.0			14661	14433	14008	13928	13934			
19.5			14279	14315	13852	13679	13681			
20.0			14119	14001	13649	13578	13506			
20.5			14214	13835	13522	13267	13252			
21.0			14033	13927	13400	13131	12860			
21.5			13966	13761	13073	12795	12161			
22.0			13523	13924	13116	12433	12220			
22.5				13647	12892					
23.0				13507	13042					
23.5				12990						
24.0										

* Based on a minimum of 3 lots sold per category

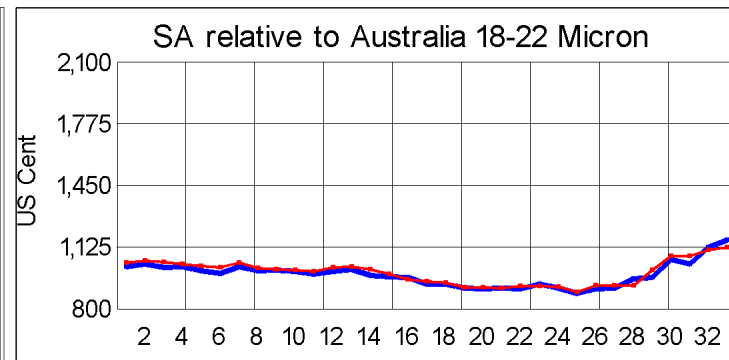
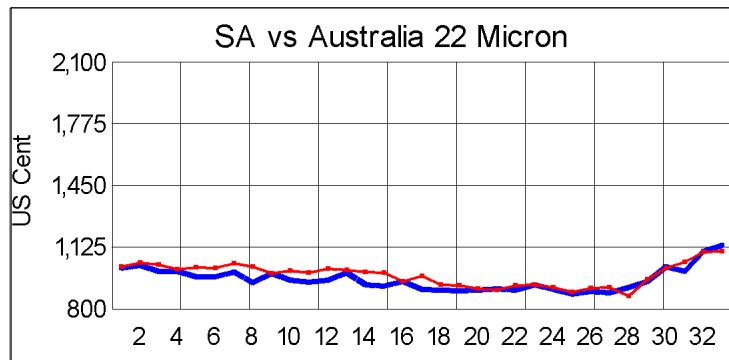
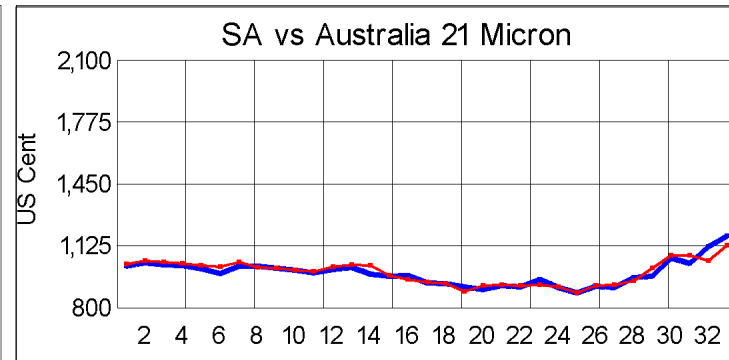
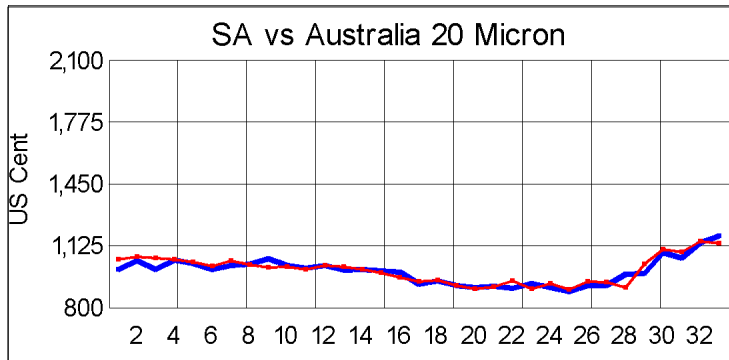
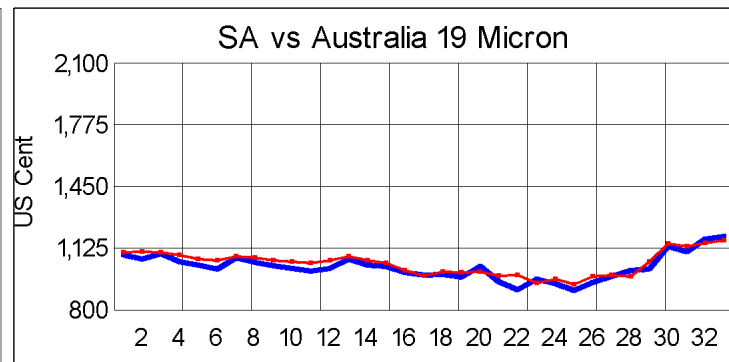
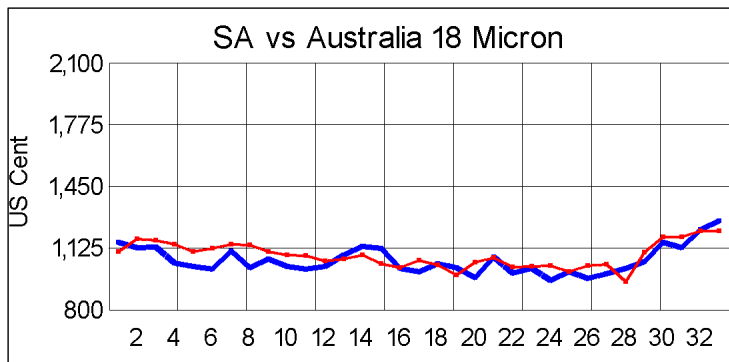
Average Topmaking Styles (AWEX MF6)

Micron	100+mm	90mm	80mm	70mm	60mm	50mm	40mm	30mm	20mm	10mm
18.0										
18.5										
19.0										
19.5										
20.0										
20.5						13277		12519		
21.0							12730			
21.5										
22.0										
22.5										
23.0										
23.5										
24.0										

* Based on a minimum of 3 lots sold per category

Other Selected Types/Qualities

	Long			Medium		
	19μ	20μ	21μ	19μ	20μ	21μ
Good Quality						
Lambswool	14396	14001		13647	13558	
Bellies		13357		12916	12792	11344
Locks		10439		12071	11721	11669
Average Quality						
Lambswool	14145	13789		13255	12541	13130
Bellies	12637	12449	11812	12362	11850	11724
Locks				11386	10951	10591
Inferior Quality						
Fleecewool	14138	13800	13200	13760	12544	13242
Lambswool	13795	13419		12364		
Bellies	10513	10735	10651	12073	11099	10695
Locks		10621		9914	10105	9042



— SA in USc
— Aus in USc

— SA in USc
— Aus in USc

Market Commentary

WOOL SEASON FINISHES ON A HIGH NOTE

Port Elizabeth - The wool market maintained its recent gains and the Cape Wools Merino indicator gained a marginal 0,9% on last week to close at R141,20/kg (clean). This is 26,5% higher compared to the opening sale of this season. On the Australian market, the indicator increased with 2,0%. The Cape Wools All-Wool Indicator gained 0,9%.

Local traders commented that on the day finer wool ended slightly dearer and coarser wool slightly easier, but all in all a wonderful close to a successful season. The Cape Wools Merino indicator is at an all-time high and expectations are that the market will maintain its positive momentum at current levels going into the new season.

The Rand on the day traded 0,7% weaker at R12,33 against the US dollar, compared with last week's average rate, and weakened 2,0% against the Euro at R13,89. The offering comprised of 10 369 bales of which 98% was sold. Major traders were Lempriere SA (4 004), Standard Wool SA (3 737) and G Modiano SA (1 716).

The weekly price monitor sample, limited to AWEX type MF5, 70-80mm, VM<=2% wool only, experienced an average price movement as follows: 18 microns were up by 1,7% to close at R152,38/kg, 18,5 microns were unchanged at R147,46/kg, 19 microns gained 3,2% to close at R146,90/kg, 19,5 microns rose with 1,8% to close at R145,07/kg, 20 microns lost 0,4% to close at R140,57/kg, 20,5 microns increased with 1,9% to close at R140,47/kg, 21 microns gained 2,1% to close at R139,32/kg, 21,5 microns strengthened by 1,9% to R137,27/kg and 22 microns rose with 0,5% to close at R135,76/kg.

The first sale of the new season is scheduled for 12 August.