

National Weekly Wool Market Report

Season: 2014/2015

Sale Date: 27 May 2015



CAPE WOOLS SA

Tel: 27-41-4844301

Fax: 27-41-4846792

E-mail: stats@capewools.co.za

Website: www.capewools.co.za

SA Merino Indicator				Buyers			
Indicator Unit	Current Sale	Last Sale	Change	Company	Bales Purchased This Week	% of Purchases	Total Bales Purchased This Season
# SA c/kg	13377	13202	1.3%	Standard Wool SA	2589	32.2%	80977
Ave. to date (14/15)	11367	11301	0.6%	G Modiano SA	2459	30.6%	58749
Ave. to date (13/14)	11377			Lempriere SA	1474	18.3%	87311
US c/kg	1108	1106	0.2%	Segard Masurel SA	905	11.3%	17003
Euro c/kg	1018	981	3.8%	Stucken & Co	431	5.4%	38527
AWEX EMI	1276	1243	2.7%	H Dawson Sons & Co	73	0.9%	7679
Exchange Rates				CMW Operations			6158
Currency Unit	This Week	Previous Week	% Change	New England Wool SA			2777
R/USD	12.0708	11.9416	-1.1%	Chargeurs Wool SA			2367
R/Euro	13.1398	13.4572	2.4%				
R/AUD	9.3301	9.6006	2.8%				
USD/AUD	0.7728	0.8037	3.8%				

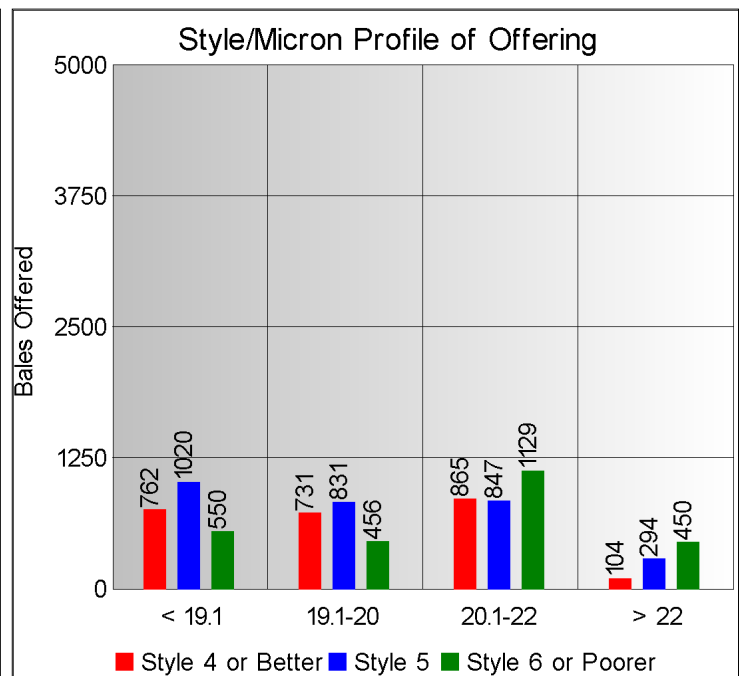
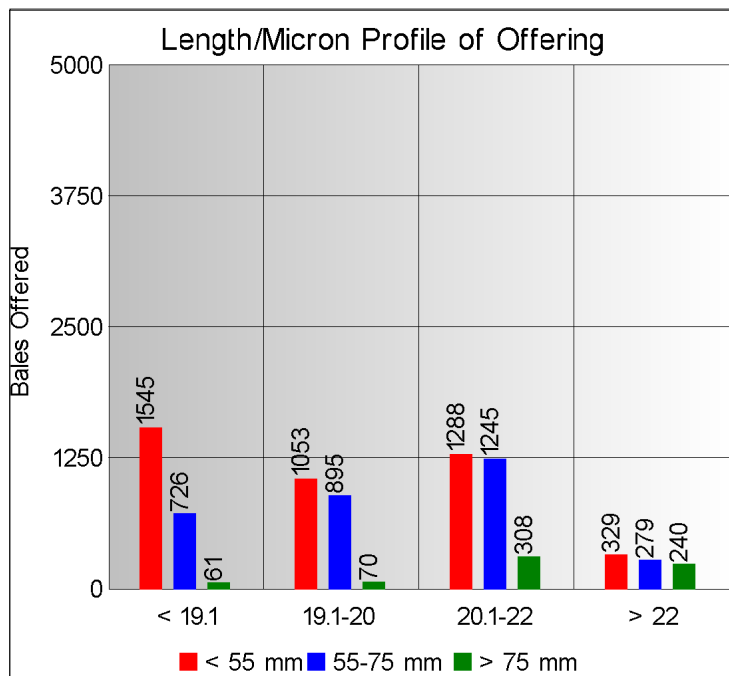
Analysis of Offerings by Broker This Week (Bales)

Broker	Merino Fleeces	Merino Bellies	Merino Lambs	Merino Backs	Merino Locks	* Other	Total	% Sold
BKB	2331	372	551	0	406	697	4357	98.4%
CMW	1213	374	287	131	13	221	2239	98.6%
JLW	45	9	10	2	6	6	78	100.0%
MAS	285	46	74	27	45	405	882	99.2%
SBL	146	15	59	8	23	25	276	100.0%
VLW	88	18	45	11	13	32	207	100.0%
Total	4108	834	1026	179	506	1386	8039	98.7%

SA Merino Indicator includes Merino types comparable to international indicators.

* crossbred, coarse and coloured, inferior

Cape Wools All Wool Indicator, includes all white wool sold at auction.



Receipts 2014/2015 Season

Season to Date (Kg.)

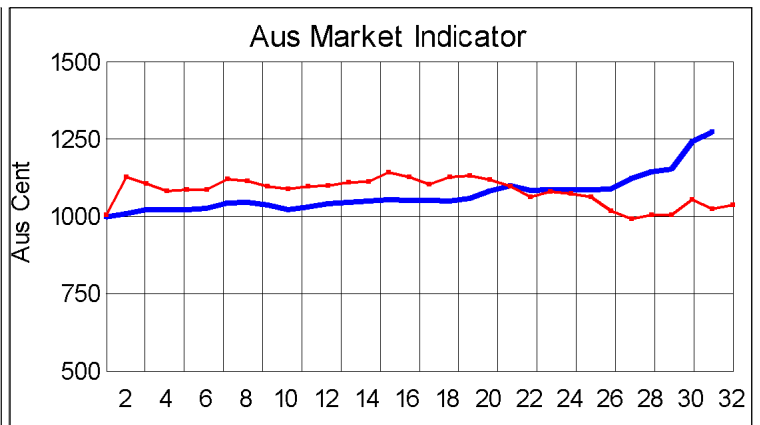
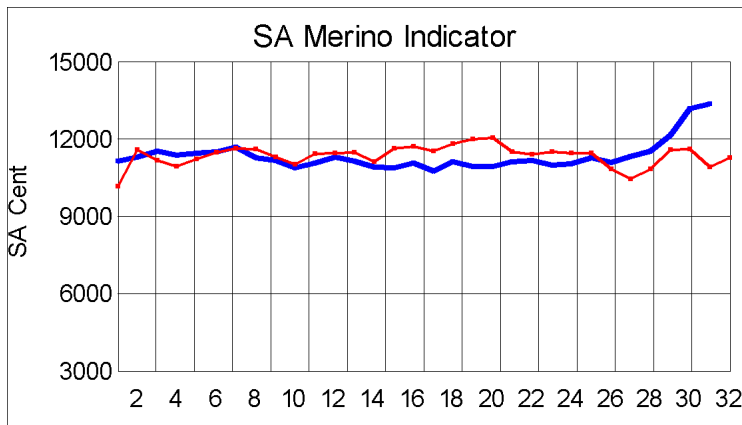
49,463,452.7

Previous Season to Date

50,482,437.4

Percentage Change:

-2.02%



Current Season — Previous Season —

**Average Fleece Wool Prices (c/kg. clean)
Spinners and Good Topmaking Styles (AWEX Types MF4 and MF5)**

Micron	100+mm	90mm	80mm	70mm	60mm	50mm	40mm	30mm	20mm	10mm
18.0				14211	13917	13804	12371			
18.5				14239	13891	13742	13604			
19.0			13843	13920	13602	13529	13409			
19.5			13414	13581	13275	13313	13103			
20.0			13434	13228	13036	13040	12798			
20.5			13250	13144	12953	12849	12512			
21.0			13233	13076	12745	12509	12267			
21.5			13160	12994	12531	12113	11608			
22.0				12902	12237	12079				
22.5			12915	12641	12037					
23.0										
23.5										
24.0										

* Based on a minimum of 3 lots sold per category

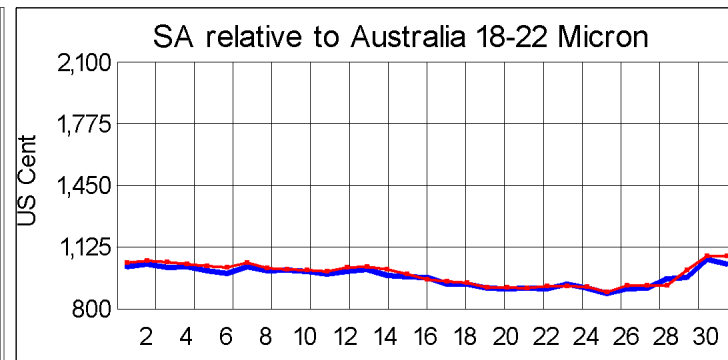
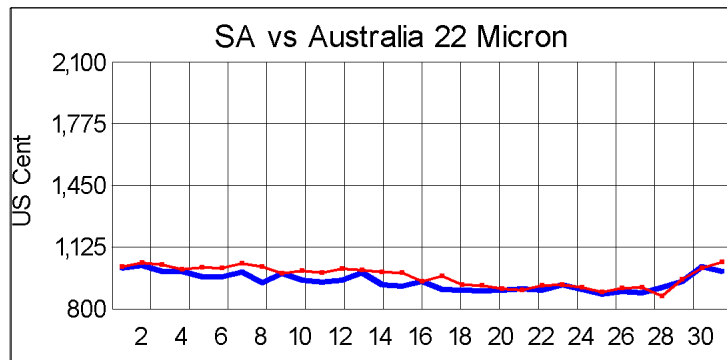
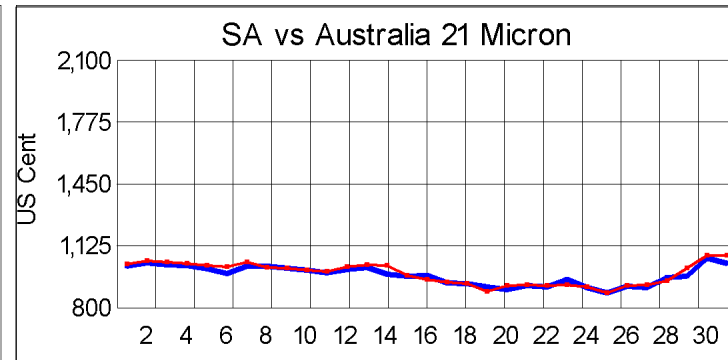
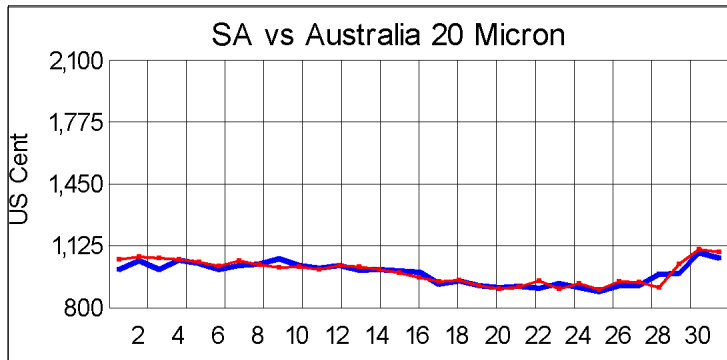
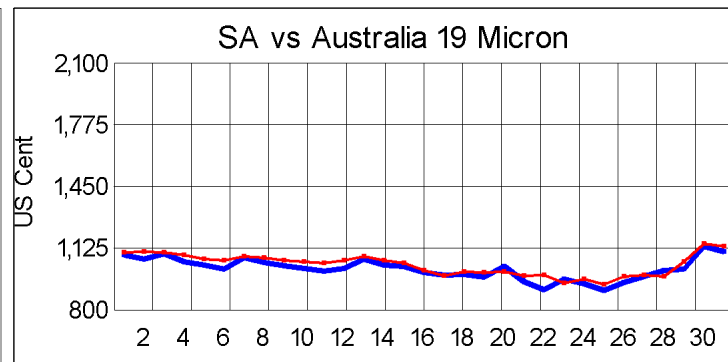
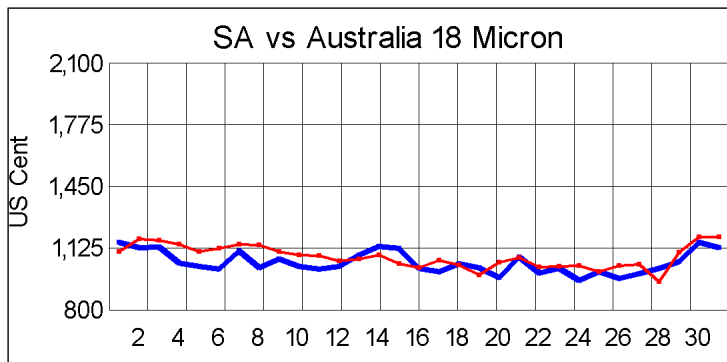
Average Topmaking Styles (AWEX MF6)

Micron	100+mm	90mm	80mm	70mm	60mm	50mm	40mm	30mm	20mm	10mm
18.0					13616					
18.5										
19.0										
19.5					13048					
20.0										
20.5							12579			
21.0										
21.5										
22.0										
22.5										
23.0										
23.5										
24.0										

* Based on a minimum of 3 lots sold per category

Other Selected Types/Qualities

	Long			Medium		
	19μ	20μ	21μ	19μ	20μ	21μ
Good Quality						
Lambswool	13830	13011	12766	13228	12849	12756
Bellies		13237	12045	12649	12618	12222
Locks				12242	11743	
Average Quality						
Lambswool	13565	12669		12799	11764	10831
Bellies	11116	10174		12619	12050	11872
Locks				10731	10338	8532
Inferior Quality						
Fleecewool	13345	13036	12892	13128	12676	11348
Lambswool	13180			12989		
Bellies	12511	9594		12004	12264	9445
Locks				9216	9794	8673



— SA in USc
— Aus in USc

— SA in USc
— Aus in USc

Market Commentary

WOOL PRICE AT NEW RECORD HIGH

Port Elizabeth - The wool market surpassed last week's record price and the Cape Wools Merino indicator gained 1,3% to close at R133,77/kg (clean). This is 19,8% higher compared to the opening sale of this season and up 22,2% compared to the corresponding sale of the previous season. On the Australian market, the indicator increased with 2,7%. The Cape Wools All-Wool Indicator gained 1,3%.

Local traders mentioned that the positive global sentiment combined with a shortage of good quality long Merino wool, is driving the upsurge in wool prices. The slightly weaker Rand also benefited prices.

The Rand on the day traded 1,1% weaker at R12,07 against the US dollar, compared with last week's average rate, and strengthened 2,4% against the Euro at R13,14. The offering comprised of 8 039 bales of which 99% was sold. Major traders were Standard Wool SA (2 589), G Modiano SA (2 459) and Lempriere SA (1 474).

The weekly price monitor sample, limited to AWEX type MF5, 70-80mm, VM<=2% wool only, experienced an average price movement as follows: 18 microns were up by 1,1% to close at R142,20/kg, 18,5 microns strengthened by 1,5% to R141,02/kg, 19 microns shed 1,1% to close at R136,37/kg, 19,5 microns rose with 0,2% to close at R134,93/kg, 20 microns lost 0,4% to close at R131,94/kg, 20,5 microns increased with 1,0% to close at R131,65/kg, 21 microns gained 0,5% to close at R130,62/kg, 21,5 microns strengthened by 0,5% to R128,98/kg and 22 microns dropped with 0,3% to close at R122,65/kg.

The next sale is scheduled for 3 June where approximately 6 400 bales will be on offer.