

# National Weekly Wool Market Report

Season: 2014/2015

Sale Date: 22 April 2015



CAPE WOOLS SA

Tel: 27-41-4844301  
 Fax: 27-41-4846792  
 E-mail: stats@capewools.co.za  
 Website: www.capewools.co.za

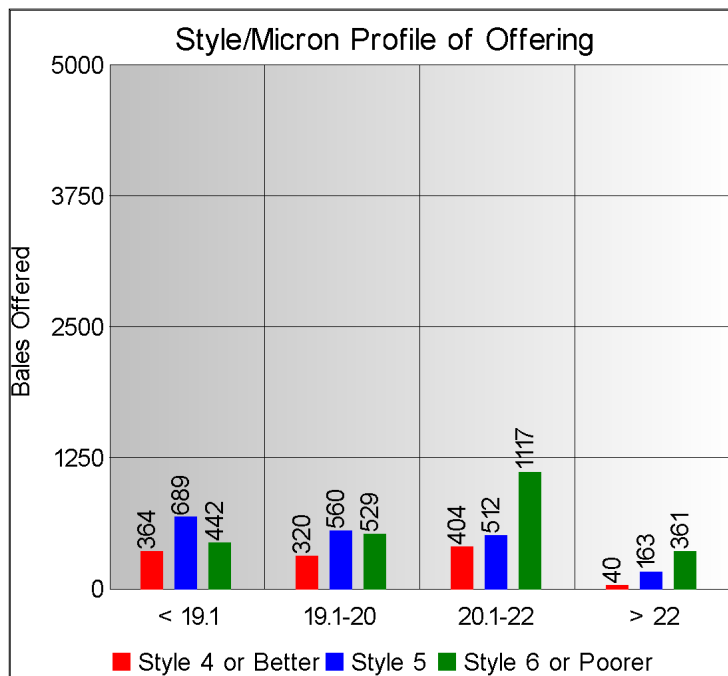
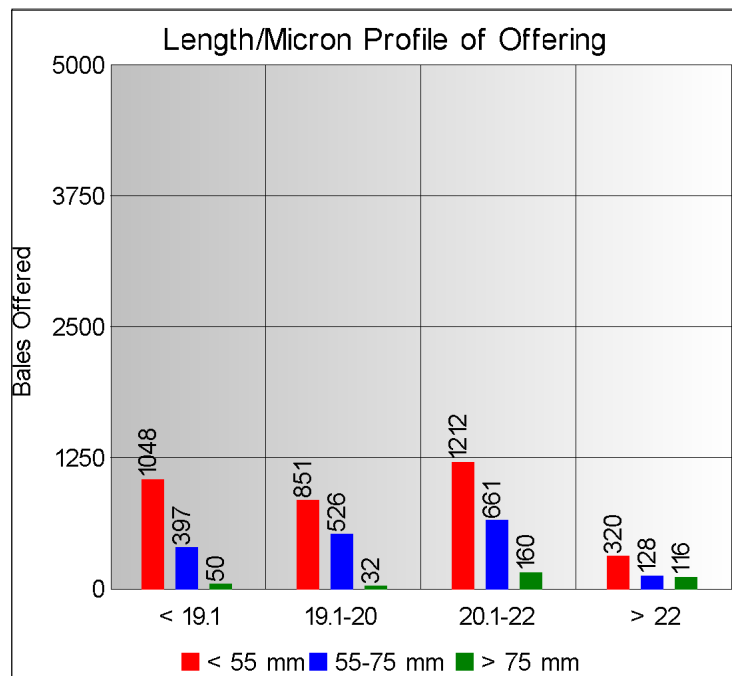
SA Merino Indicator				Buyers			
Indicator Unit	Current Sale	Last Sale	Change	Company	Bales Purchased This Week	% of Purchases	Total Bales Purchased This Season
# SA c/kg	11555	11345	1.9%	Lempriere SA	1824	33.2%	81669
Ave. to date (14/15)	11202	11189	0.1%	G Modiano SA	1359	24.7%	51364
Ave. to date (13/14)	11374			Standard Wool SA	1200	21.8%	72725
US c/kg	958	939	1.9%	Stucken & Co	638	11.6%	36629
Euro c/kg	890	885	0.5%	Segard Masurel SA	249	4.5%	15091
AWEX EMI	1147	1125	2.0%	H Dawson Sons & Co	148	2.7%	7099
Exchange Rates				Chargeurs Wool SA	16	0.3%	2286
Currency Unit	This Week	Previous Week	% Change	New England Wool SA	7	0.1%	2757
R/USD	12.0677	12.0779	0.1%	CMW Operations			6158
R/Euro	12.9837	12.8154	-1.3%				
R/AUD	9.4042	9.1719	-2.5%				
USD/AUD	0.7795	0.7596	-2.6%				

## Analysis of Offerings by Broker This Week (Bales)

Broker	Merino Fleeces	Merino Bellies	Merino Lambs	Merino Backs	Merino Locks	* Other	Total	% Sold
BKB	1787	386	389	0	360	527	3449	99.1%
CMW	864	409	307	117	24	331	2052	98.5%
MAS	0	0	0	0	0	0	0	
SBL	0	0	0	0	0	0	0	
VLW	0	0	0	0	0	0	0	
<b>Total</b>	<b>2651</b>	<b>795</b>	<b>696</b>	<b>117</b>	<b>384</b>	<b>858</b>	<b>5501</b>	<b>98.9%</b>

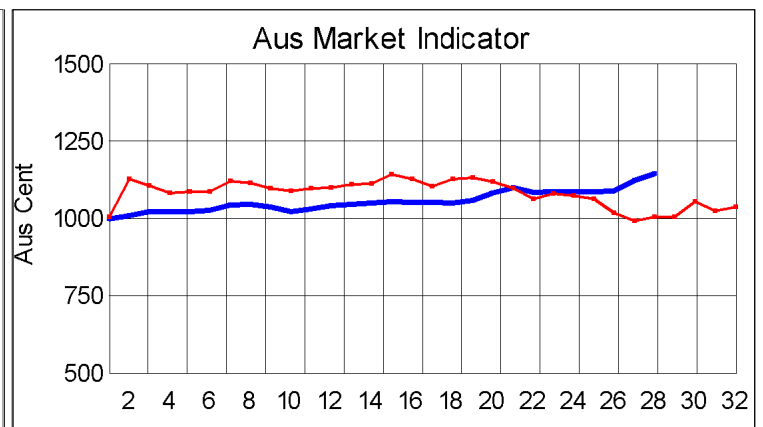
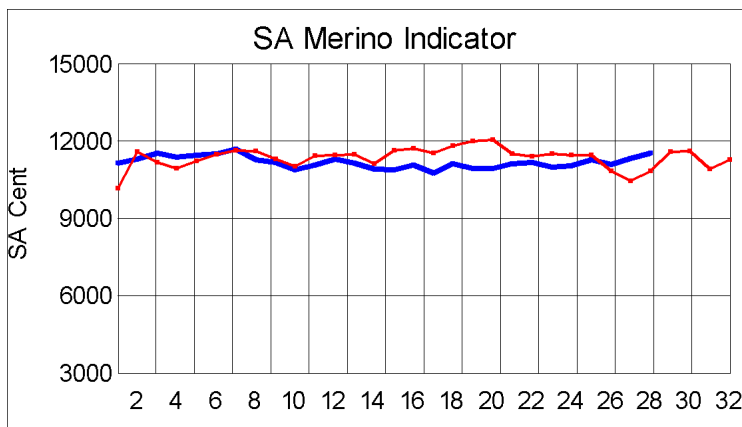
# SA Merino Indicator includes Merino types comparable to international indicators.  
 ## Cape Wools All Wool Indicator, includes all white wool sold at auction.

\* crossbred, coarse and coloured, inferior



## Receipts 2014/2015 Season

Season to Date (Kg.) 45,302,683.1 Previous Season to Date 46,034,942.0 Percentage Change: -1.59%



Current Season — Previous Season —

**Average Fleece Wool Prices (c/kg. clean)  
Spinners and Good Topmaking Styles (AWEX Types MF4 and MF5)**

Micron	100+mm	90mm	80mm	70mm	60mm	50mm	40mm	30mm	20mm	10mm
18.0				13314	12032	12009	11684	10915		
18.5				12634	12026	11888	11703			
19.0				12068	11788	11597	11370			
19.5				12196	11828	11586	11435			
20.0				11670	11672	11432	11076			
20.5			11681	11915	11509	11184	10638			
21.0				11770	11133	11149	10466			
21.5				11430	10711	10768				
22.0				11004	10467	10561				
22.5										
23.0										
23.5										
24.0										

\* Based on a minimum of 3 lots sold per category

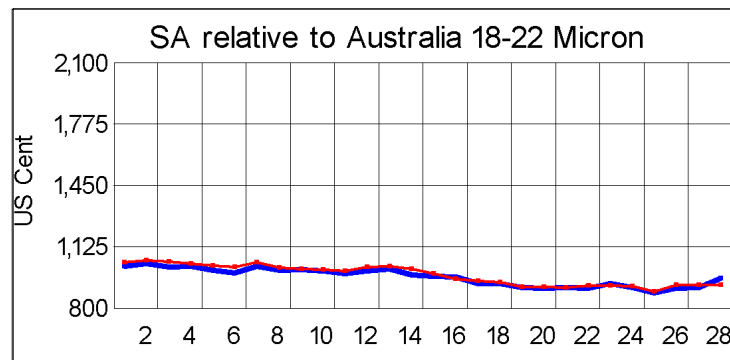
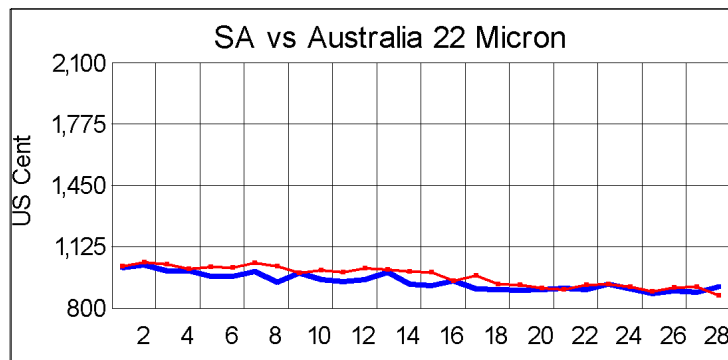
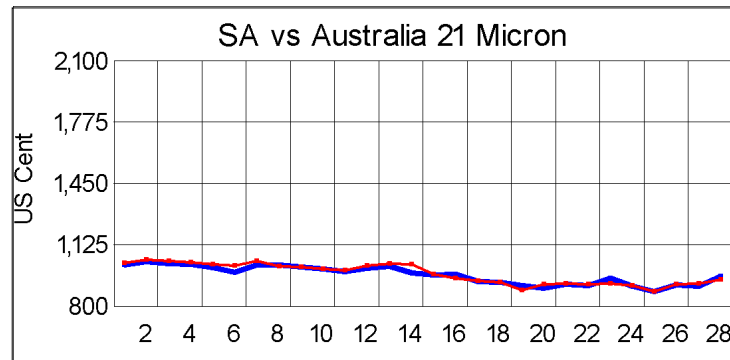
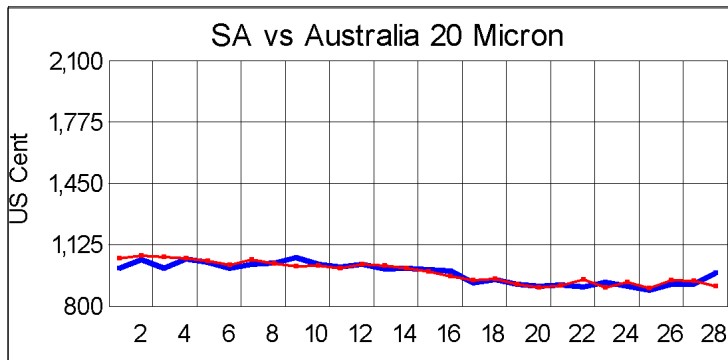
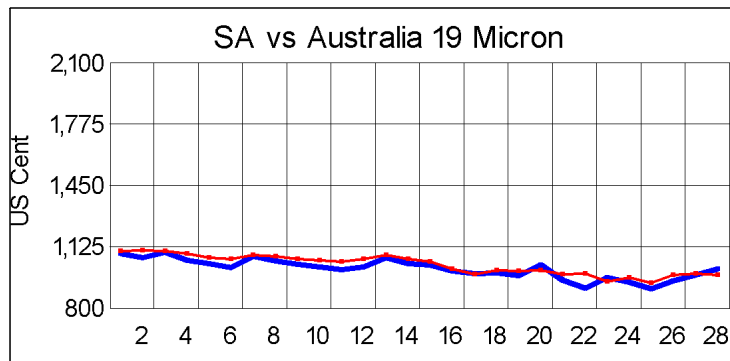
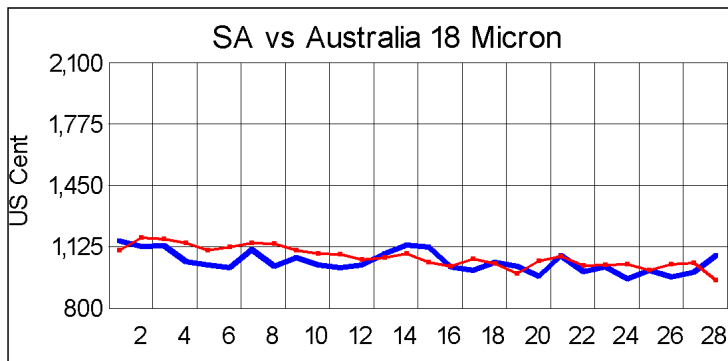
**Average Topmaking Styles (AWEX MF6)**

Micron	100+mm	90mm	80mm	70mm	60mm	50mm	40mm	30mm	20mm	10mm
18.0										
18.5										
19.0							11711			
19.5										
20.0										
20.5										
21.0										
21.5										
22.0										
22.5										
23.0										
23.5										
24.0										

\* Based on a minimum of 3 lots sold per category

**Other Selected Types/Qualities**

	Long			Medium		
	19μ	20μ	21μ	19μ	20μ	21μ
<b>Good Quality</b>						
Lambswool	12104	12026		11742	11750	11014
Bellies	11109			11407	11265	
Locks				10146	9813	
<b>Average Quality</b>						
Lambswool	10895	10585	11548	10511	10808	10736
Bellies	10647	9941	10478	10734	9512	
Locks				9796	10011	
<b>Inferior Quality</b>						
Fleecewool	11250	10487	8859		11376	
Lambswool				11320		
Bellies		9582	8304	10223	10112	
Locks	8722	8728		8741	8023	



— SA in USc  
— Aus in USc

— SA in USc  
— Aus in USc

## Market Commentary

### WOOL MARKET STRENGTHENS

Port Elizabeth - The wool market was dearer at this week's sale and the Cape Wools Merino indicator gained 1,9% to close at R115,55/kg (clean). This is 3,5% up compared to the opening sale of this season and 6,3% up compared to the corresponding sale of the previous season. On the Australian market, the indicator increased with 2,0%. The Cape Wools All-Wool Indicator gained 3,1%.

Local traders attribute the dearer prices to increasingly positive market sentiment. The limited supply of good quality Merino wool benefited prices and resulted in strong competition in the sale room between all buyers of the trade.

The Rand on the day traded 0,1% stronger at R12,07 against the US dollar, compared with last week's average rate, and weakened 1,3% against the Euro at R12,98. The offering comprised of 5 501 bales of which 99% was sold. Major traders were Lempriere SA (1 824), G Modiano SA (1 359) and Standard Wool SA (1 200).

The weekly price monitor sample, limited to AWEX type MF5, 70-80mm, VM<=2% wool only, experienced an average price movement as follows: 18 microns were down by 0,8% to close at R124,72/kg, 18,5 microns strengthened by 0,9% to R122,97/kg, 19 microns gained 0,4% to close at R118,10/kg, 19,5 microns rose with 3,1% to close at R118,10/kg, 20 microns gained 1,2% to close at R114,55/kg, 20,5 microns increased with 2,0% to close at R114,23/kg, 21 microns gained 2,5% to close at R113,22/kg, 21,5 microns strengthened by 2,7% to R110,60/kg and 22 microns rose with 3,5% to close at R111,46/kg.

The next sale is scheduled for 29 April where approximately 8 900 bales will be on offer.