

# National Weekly Wool Market Report

Season: 2014/2015

Sale Date: 24&25 March 2015



CAPE WOOLS SA

Tel: 27-41-4844301

Fax: 27-41-4846792

E-mail: stats@capewools.co.za

Website: www.capewools.co.za

SA Merino Indicator				Buyers			
Indicator Unit	Current Sale	Last Sale	Change	Company	Bales Purchased This Week	% of Purchases	Total Bales Purchased This Season
# SA c/kg	11114	11290	-1.6%	Lempriere SA	4574	33.6%	78118
Ave. to date (14/15)	11183	11185	-0.0%	Standard Wool SA	3091	22.7%	69367
Ave. to date (13/14)	11374			G Modiano SA	2684	19.7%	46983
US c/kg	944	916	3.0%	Stucken & Co	1876	13.8%	35156
Euro c/kg	854	862	-1.0%	Segard Masurel SA	586	4.3%	14292
AWEX EMI	1091	1089	0.2%	H Dawson Sons & Co	398	2.9%	6519
Exchange Rates				Chargeurs Wool SA	95	0.7%	2259
Currency Unit	This Week	Previous Week	% Change	New England Wool SA	58	0.4%	2734
R/USD	11.7779	12.3246	4.4%	CMW Operations			6149
R/Euro	13.0216	13.0907	0.5%				
R/AUD	9.2839	9.3763	1.0%				
USD/AUD	0.7883	0.7605	-3.7%				

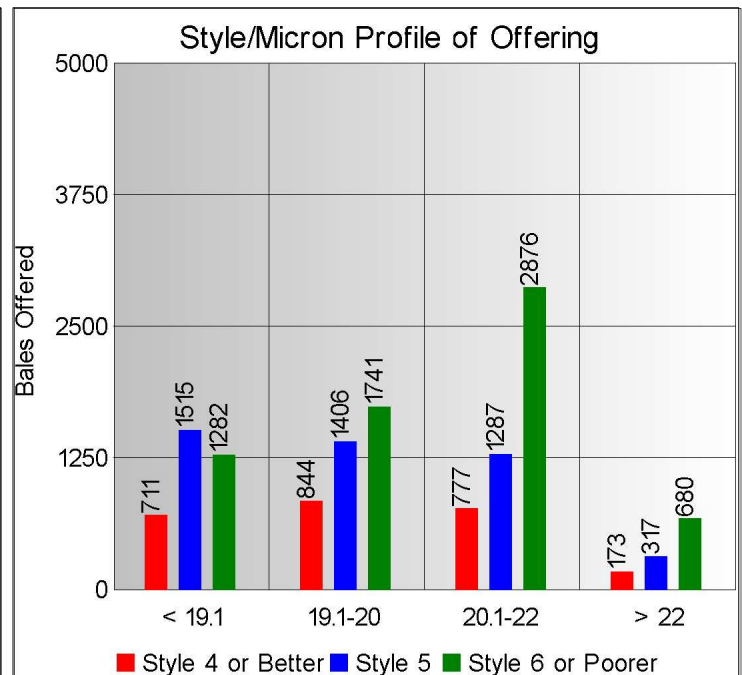
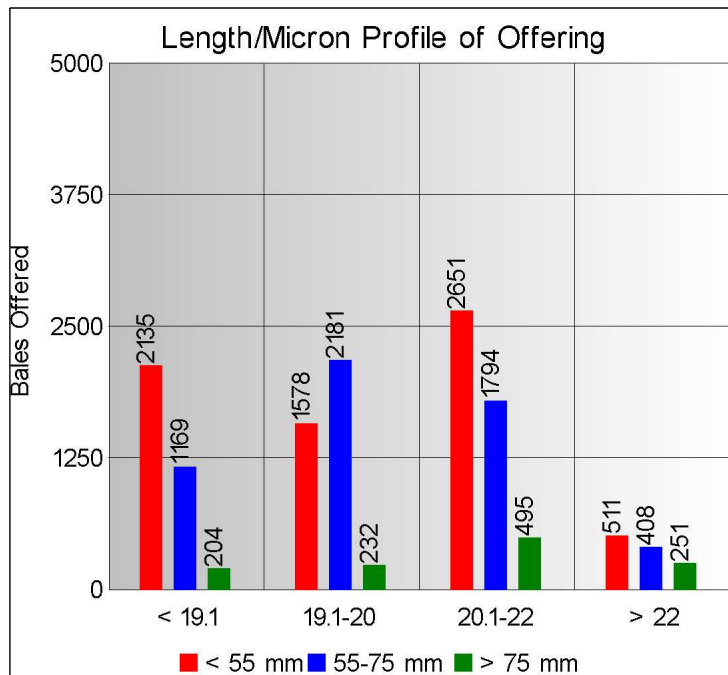
## Analysis of Offerings by Broker This Week (Bales)

Broker	Merino Fleeces	Merino Bellies	Merino Lambs	Merino Backs	Merino Locks	* Other	Total	% Sold
BKB	4760	708	594	2	578	1358	8000	98.6%
CMW	1311	793	424	229	22	475	3254	97.4%
JLW	69	4	3	5	11	64	156	98.7%
MAS	701	125	216	77	224	586	1929	97.7%
SBL	73	5	4	5	14	20	121	100.0%
VLW	85	13	17	17	6	11	149	98.0%
<b>Total</b>	<b>6999</b>	<b>1648</b>	<b>1258</b>	<b>335</b>	<b>855</b>	<b>2514</b>	<b>13609</b>	<b>98.2%</b>

# SA Merino Indicator includes Merino types comparable to international indicators.

\* crossbred, coarse and coloured, inferior

## Cape Wools All Wool Indicator, includes all white wool sold at auction.

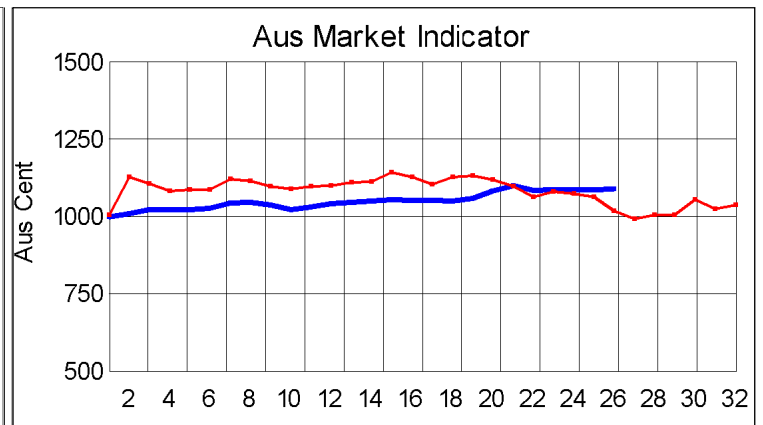
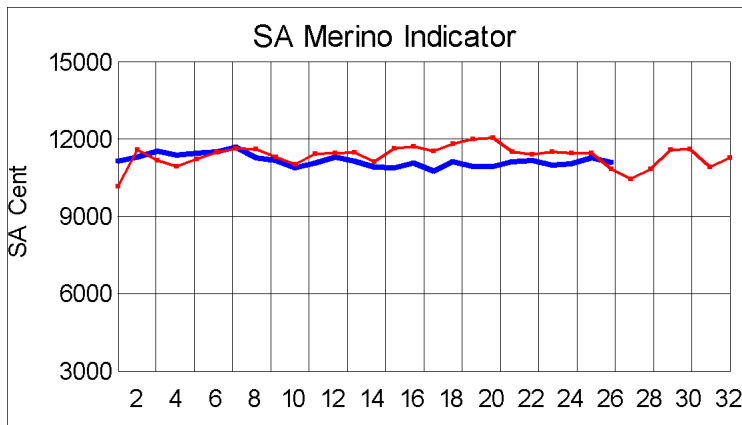


## Receipts 2014/2015 Season

Season to Date (Kg.) 42,277,028.9

Previous Season to Date 44,717,627.3

Percentage Change: -5.46%



Current Season — Previous Season —

**Average Fleece Wool Prices (c/kg. clean)**  
**Spinners and Good Topmaking Styles (AWEX Types MF4 and MF5)**

Micron	100+mm	90mm	80mm	70mm	60mm	50mm	40mm	30mm	20mm	10mm
18.0			12913	12485	11649	11230	11036			
18.5		12206	12343	11901	11406	11090	11072	10192		
19.0			11685	11552	11188	10793	10592			
19.5		11179	11587	11382	10927	10747	10669			
20.0			11235	11176	10824	10615	10340			
20.5			11019	10979	10698	10391	9919			
21.0			11021	10919	10574	10163	9884			
21.5			10938	10849	10551	10143	9903			
22.0				10770						
22.5				10800	9850					
23.0				10534						
23.5										
24.0										

\* Based on a minimum of 3 lots sold per category

**Average Topmaking Styles (AWEX MF6)**

Micron	100+mm	90mm	80mm	70mm	60mm	50mm	40mm	30mm	20mm	10mm
18.0										
18.5										
19.0										
19.5				11178	10878					
20.0					10632	10484	10297			
20.5				10600	10314					
21.0						9935	9203			
21.5					10290	9716				
22.0										
22.5										
23.0										
23.5										
24.0										

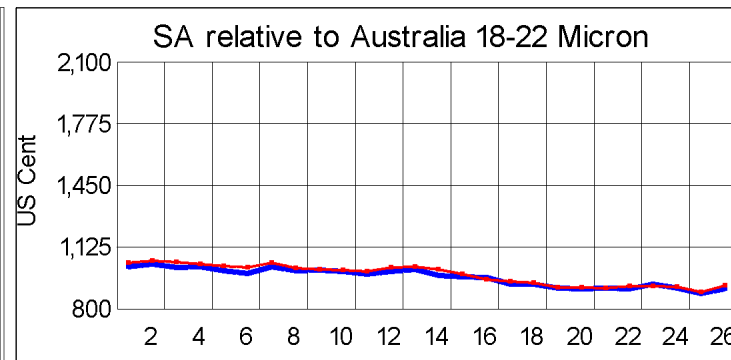
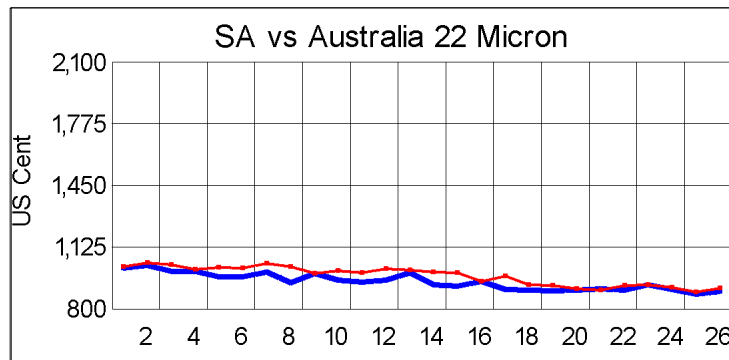
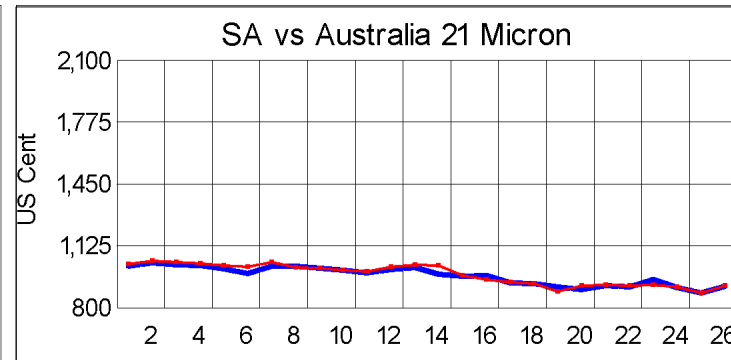
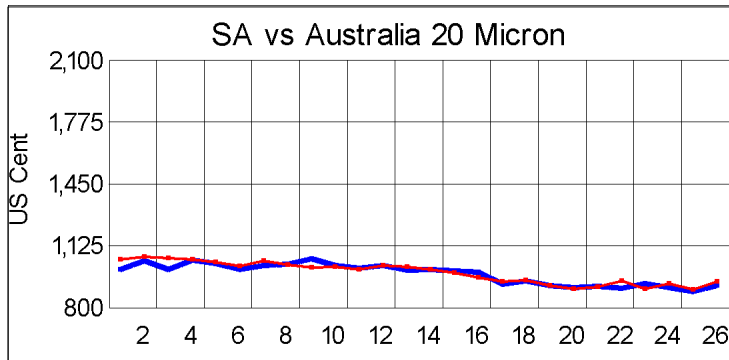
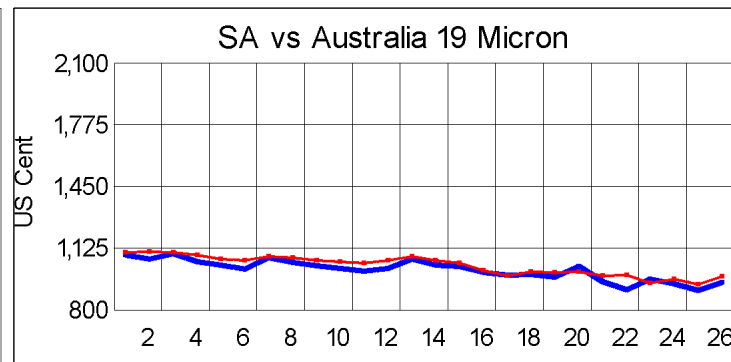
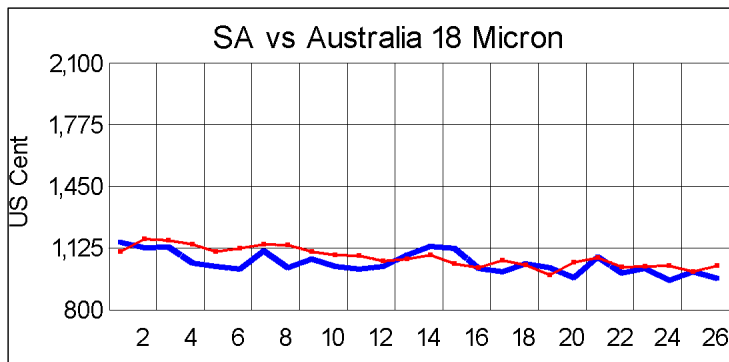
\* Based on a minimum of 3 lots sold per category

**Other Selected Types/Qualities**

Long

Medium

	19μ	20μ	21μ	19μ	20μ	21μ
<b>Good Quality</b>						
Lambswool	11303	11107	10997	10893	10523	9831
Bellies	10693	10505		10348	9944	
Locks		9923		9645	9139	
<b>Average Quality</b>						
Lambswool	11084	10844	10509	10460	10634	8566
Bellies	10853	9181	10208	10090	8755	8239
Locks				9583	8670	8331
<b>Inferior Quality</b>						
Fleecewool	10807	10376	9569	10674	10298	10321
Lambswool	10911			10507	10365	
Bellies	9339	8669	7989	9440	8584	7158
Locks		8053	7598	7195	7139	6522



— SA in USc  
— Aus in USc

— SA in USc  
— Aus in USc

## Market Commentary

### WOOL MARKET SOFTENS

**Port Elizabeth -** The wool market closed lower at this week's sale due to the stronger Rand and the Cape Wools Merino indicator declined with 1,6% to close at R111,14/kg (clean). This is 0,4% down compared to the opening sale of this season and 2,4% up compared to the corresponding sale of the previous season. On the Australian market, the indicator increased with 0,2%. The Cape Wools All-Wool Indicator shed 0,8%.

Local traders commented that the market held up relatively well despite the stronger Rand. Traders say the finer end wools were less affected whereas the coarser wools experienced a relatively larger adjustment. A nice selection of good quality wools were on offer at this week's sale.

The Rand on the day traded 4,4% stronger at R11,78 against the US dollar, compared with last week's average rate, and strengthened 0,5% against the Euro at R13,02. The offering comprised of 13 609 bales of which 98% was sold. Major traders were Lempriere SA (4 574), Standard Wool SA (3 091), G Modiano SA (2 684) and Stucken & Co (1 876).

The weekly price monitor sample, limited to AWEX type MF5, 70-80mm, VM<=2% wool only, experienced an average price movement as follows:

18 microns were up by 0,3% to close at R120,98/kg, 18,5 microns weakened by 1,1% to R119,24/kg, 19 microns gained 1,3% to close at R114,62/kg, 19,5 microns rose with 3,7% to close at R111,83/kg, 20 microns gained 1,0% to close at R110,26/kg, 20,5 microns increased with 2,1% to close at R109,52/kg, 21 microns gained 0,2% to close at R107,64/kg, 21,5 microns strengthened by 2,5% to R107,64/kg and 22 microns were unchanged at R106,97/kg.

The next sale is scheduled for 15 April.