

National Weekly Wool Market Report

Season: 2014/2015

Sale Date: 26 November 2014



CAPE WOOLS SA

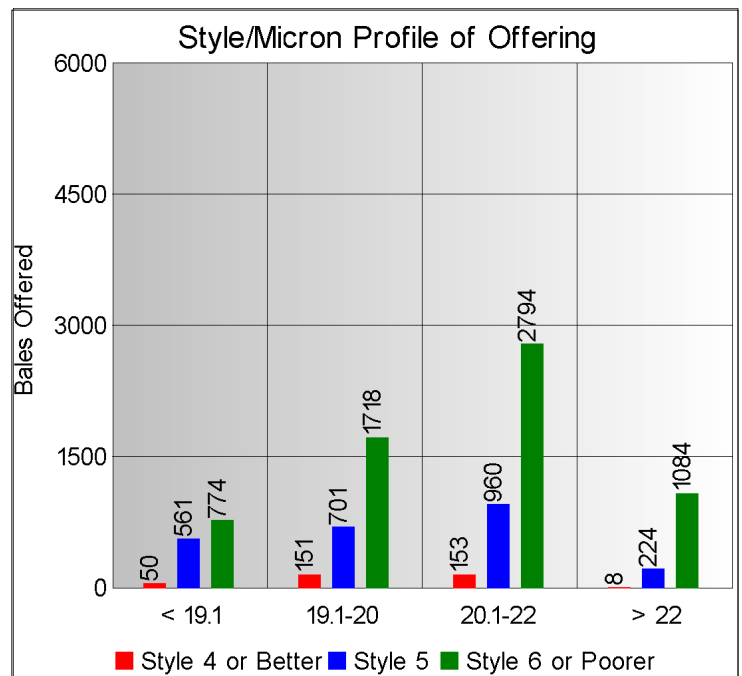
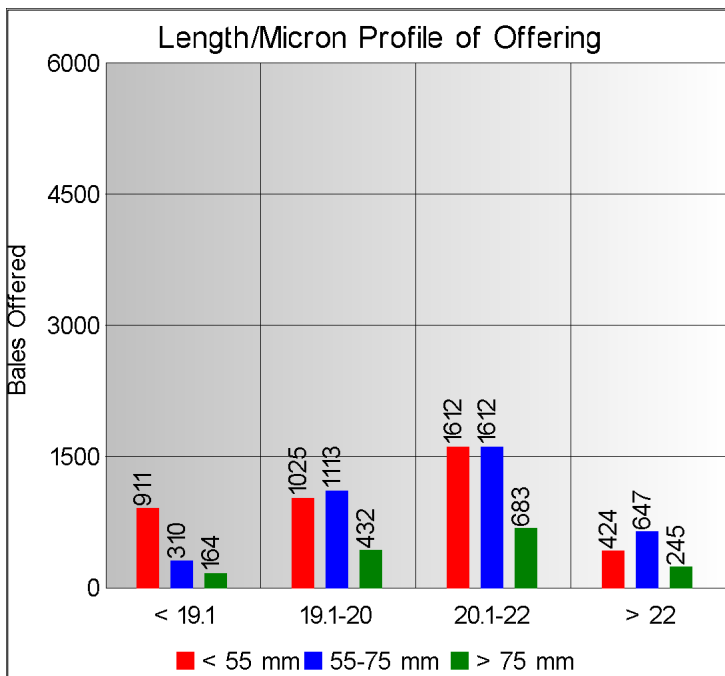
Tel: 27-41-4844301
 Fax: 27-41-4846792
 E-mail: stats@capewools.co.za
 Website: www.capewools.co.za

Market Indicators				Buyers			
Indicator Unit	Current Sale	Last Sale	Change	Company	Bales Purchased This Week	% of Purchases	Total Bales Purchased This Season
SA c/kg	10948	11162	-1.9%	Lempriere SA	2797	30.5%	34400
Ave. to date (14/15)	11291	11317	-0.2%	Standard Wool SA	2110	23.0%	39398
Ave. to date (13/14)	11282			G Modiano SA	1926	21.0%	22736
US c/kg	1000	1013	-1.3%	Stucken & Co	1184	12.9%	16876
Euro c/kg	800	808	-1.0%	H Dawson Sons & Co	457	5.0%	5314
AWEX EMI	1051	1048	0.3%	Segard Masurel SA	387	4.2%	8413
Exchange Rates				Chargeurs Wool SA	93	1.0%	1584
Currency Unit	This Week	Previous Week	% Change	New England Wool SA	4	0.0%	2078
R/USD	10.9486	11.0192	0.6%	CMW Operations			3040
R/Euro	13.6867	13.8100	0.9%				
R/AUD	9.3142	9.5382	2.3%				
USD/AUD	0.8504	0.8660	1.8%				

Analysis of Offerings by Broker This Week (Bales)

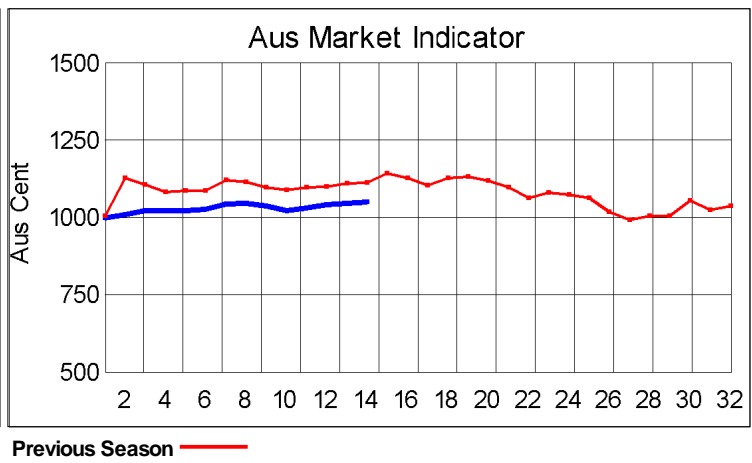
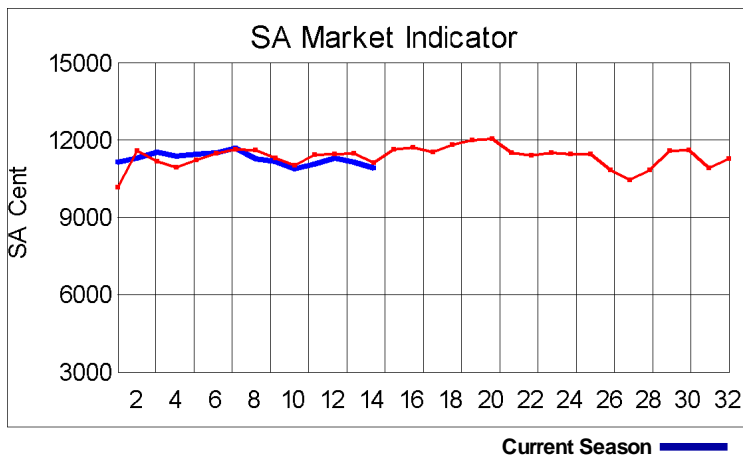
Broker	Merino Fleeces	Merino Bellies	Merino Lambs	Merino Backs	Merino Locks	* Other	Total	% Sold
BKB	2976	555	630	691	490	1285	6627	98.3%
CMW	1193	309	129	281	210	429	2551	95.8%
MAS	0	0	0	0	0	0	0	
SBL	0	0	0	0	0	0	0	
VLW	0	0	0	0	0	0	0	
Total	4169	864	759	972	700	1714	9178	97.6%

* Crossbred types, Coarse and Coloured and Inferior



Receipts 2014/2015 Season

Season to Date (Kg.) 24,458,520.2 Previous Season to Date 25,875,847.9 Percentage Change: -5.48%



Current Season — Previous Season —

**Average Fleece Wool Prices (c/kg. clean)
Spinners and Good Topmaking Styles (AWEX Types MF4 and MF5)**

Micron	100+mm	90mm	80mm	70mm	60mm	50mm	40mm	30mm	20mm	10mm
18.0				12054	11558					
18.5			11833	11887						
19.0			11780		11441					
19.5		11322	11590	11526	11335	10934				
20.0		11236	11316	11298		10977				
20.5		11136	11287	11201						
21.0		11271	11057	11147						
21.5			11137	11133			9353			
22.0										
22.5										
23.0										
23.5										
24.0										

* Based on a minimum of 3 lots sold per category

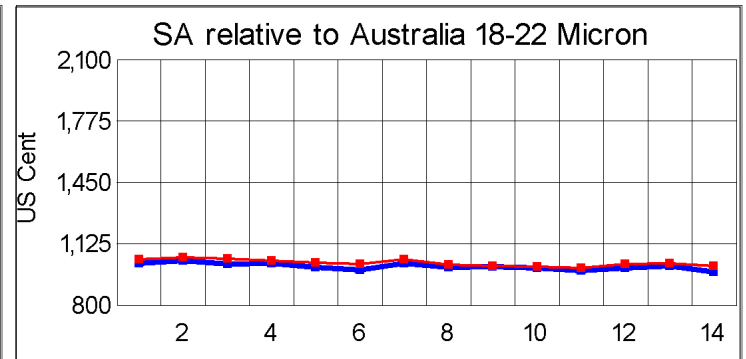
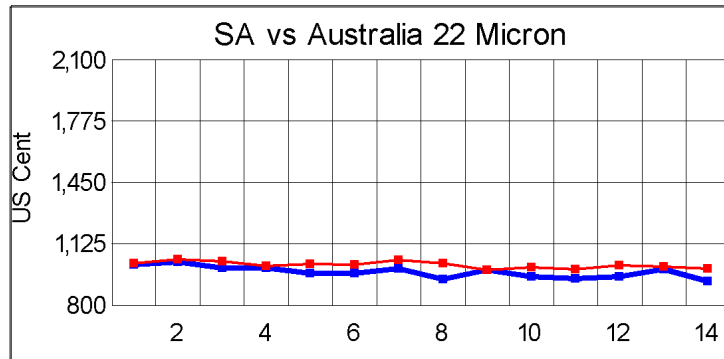
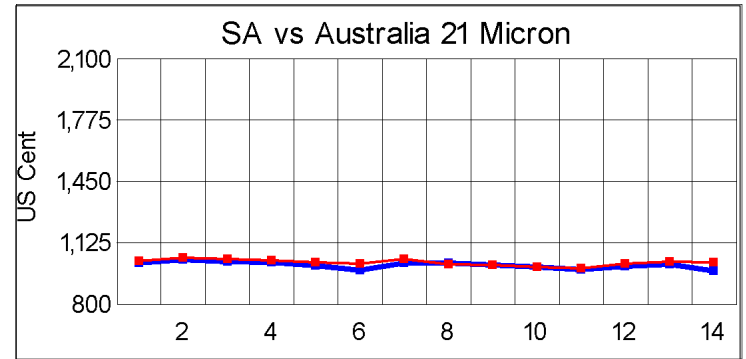
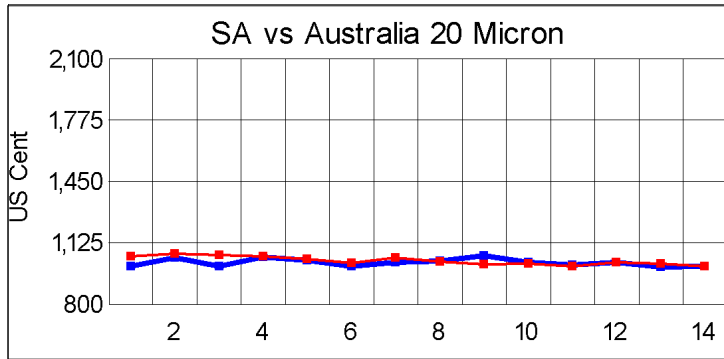
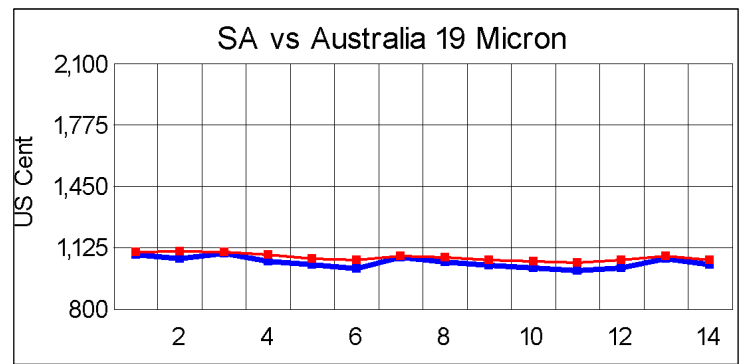
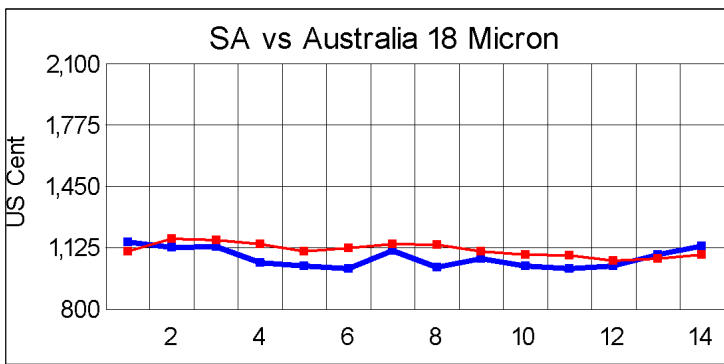
Average Topmaking Styles (AWEX MF6)

Micron	100+mm	90mm	80mm	70mm	60mm	50mm	40mm	30mm	20mm	10mm
18.0										
18.5										
19.0										
19.5						10392				
20.0				11083		10356				
20.5										
21.0			11061							
21.5				10620						
22.0				10236						
22.5										
23.0										
23.5										
24.0										

* Based on a minimum of 3 lots sold per category

Other Selected Types/Qualities

	Long			Medium		
<u>Good Quality</u>	19μ	20μ	21μ	19μ	20μ	21μ
Lambswool				10738	10412	
Bellies	10630			10797		
Locks	9101			8896	9242	7043
<u>Average Quality</u>						
Lambswool	10006	9836		9448	8639	9947
Bellies	10339	10142	9883	9562	9579	7800
Locks	8496	8496	8246	8261	8515	
<u>Inferior Quality</u>						
Fleecewool	10958	10913	10737	10586	10673	6860
Lambswool	10972	9310		9426		
Bellies	10451	9010		8649	8639	8779
Locks			8328	8604	7821	



— SA in USc
— Aus in USc

— SA in USc
— Aus in USc

Market Commentary

WOOL MARKET UNDER PRESSURE

Port Elizabeth - The wool market came under pressure at this week's sale with the Cape Wools Merino indicator shedding 1,9% to close at R109,48/kg (clean). This is a 1,9% decrease on the opening sale and is down 1,8% on the corresponding sale of the previous season. On the Australian market the indicator gained 0,3%.

Traders attribute the softer market to a very large offering that was offered on the Australian market with the prospect of two large offerings on the South African market for the upcoming weeks. Lacklustre demand from China also contributed to the decrease in pricing. Good quality, well-grown, sound Merino wools were keenly sought after. Buyers commented that the offering was of better quality compared to previous sales.

The Rand on the day traded 0,6% stronger at R10,95 against the US dollar, and R13,69, 0,9% stronger against the Euro, compared with the previous week's average rate. The sale resulted in a 98% clearance of the 9 178 bales. Major traders were Lempriere SA (2 797), Standard Wool SA (2 110), G Modiano SA (1 926) and Stucken & Co (1 184).

The average clean prices for the selection within the different categories good top-making (MF5), long fleeces were as follows: 18 microns were up by 0,2% to close at R119,28/kg, 18,5 microns weakened by 2,7% to R115,88/kg, 19 microns shed 1,9% to close at R115,52/kg, 19,5 microns dropped with 5,6% to close at R109,33/kg, 20 microns gained 0,1% to close at R112,24/kg, 20,5 microns decreased with 0,8% to close at R110,77/kg, 21 microns declined 2,0% to close at R110,36/kg, 21,5 microns weakened by 2,7% to R108,80/kg and 22 microns dropped with 1,9% to close at R108,80/kg.

The next sale is scheduled for 3 December where approximately 12 000 bales will be on offer.