

# National Weekly Wool Market Report

Season: 2014/2015

Sale Date: 18&19 November 2014



CAPE WOOLS SA

Tel: 27-41-4844301  
 Fax: 27-41-4846792  
 E-mail: stats@capewools.co.za  
 Website: www.capewools.co.za

Market Indicators				Buyers			
Indicator Unit	Current Sale	Last Sale	Change	Company	Bales Purchased This Week	% of Purchases	Total Bales Purchased This Season
SA c/kg	11162	11321	-1.4%	Standard Wool SA	3265	27.2%	37288
Ave. to date (14/15)	11317	11330	-0.1%	Lempriere SA	2967	24.7%	31502
Ave. to date (13/14)	11293			G Modiano SA	2269	18.9%	20807
US c/kg	1013	1010	0.3%	Stucken & Co	1625	13.5%	15692
Euro c/kg	808	809	-0.1%	H Dawson Sons & Co	665	5.5%	5522
AWEX EMI	1048	1043	0.5%	Segard Masurel SA	538	4.5%	8026
				New England Wool SA	197	1.6%	2076
				Chargeurs Wool SA	186	1.6%	1489

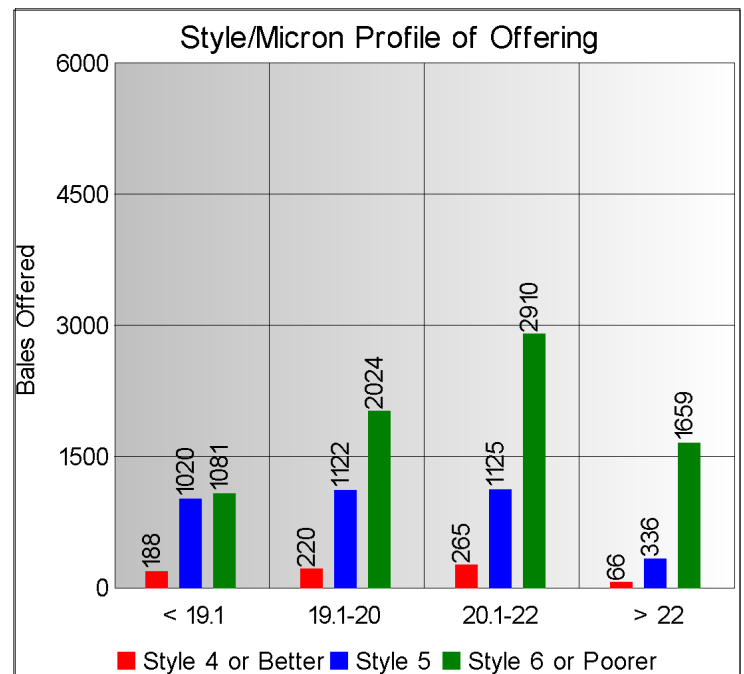
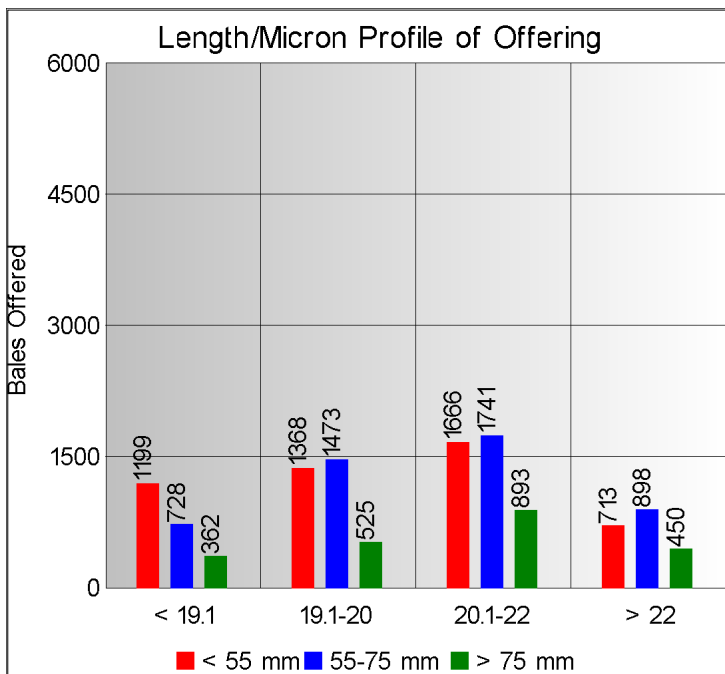
  

Exchange Rates			
Currency Unit	This Week	Previous Week	% Change
R/USD	11.0192	11.2124	1.7%
R/Euro	13.8100	13.9879	1.3%
R/AUD	9.5382	9.7571	2.2%
USD/AUD	0.8660	0.8701	0.5%

## Analysis of Offerings by Broker This Week (Bales)

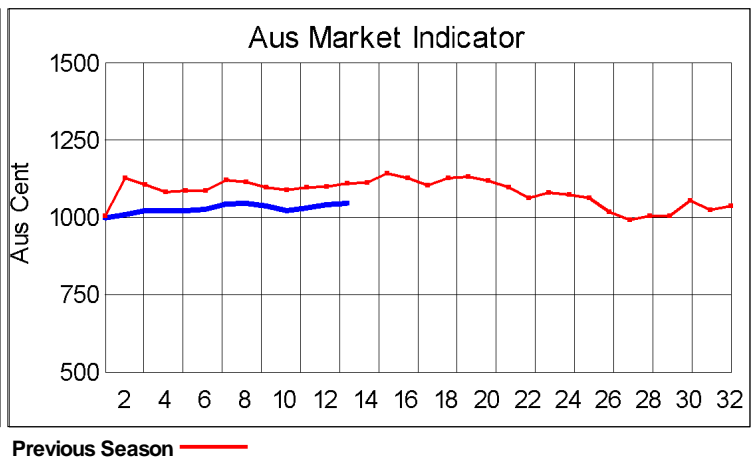
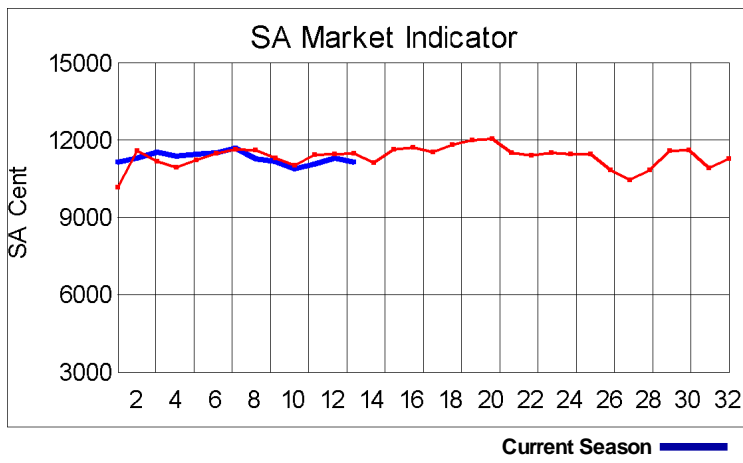
Broker	Merino Fleeces	Merino Bellies	Merino Lambs	Merino Backs	Merino Locks	* Other	Total	% Sold
BKB	3721	679	705	852	468	1196	7621	97.9%
CMW	1576	218	259	312	204	252	2821	96.9%
JLW	136	19	36	15	8	23	237	97.1%
MAS	262	85	66	25	65	249	752	94.2%
SBL	61	3	3	3	2	8	80	100.0%
VLW	270	51	29	35	11	109	505	100.0%
<b>Total</b>	<b>6026</b>	<b>1055</b>	<b>1098</b>	<b>1242</b>	<b>758</b>	<b>1837</b>	<b>12016</b>	<b>97.5%</b>

\* Crossbred types, Coarse and Coloured and Inferior



## Receipts 2014/2015 Season

Season to Date (Kg.) 22,258,645.7 Previous Season to Date 23,913,660.4 Percentage Change: -6.92%



Current Season — Previous Season

**Average Fleece Wool Prices (c/kg. clean)  
Spinners and Good Topmaking Styles (AWEX Types MF4 and MF5)**

Micron	100+mm	90mm	80mm	70mm	60mm	50mm	40mm	30mm	20mm	10mm
18.0			12367	12452	11253					
18.5		11876	12179	12122	12642	11581				
19.0			12032	11964	11686	11176	10708			
19.5		11866	11875	11751	11310	10929	10829			
20.0			11546	11494	11231	10917	10205			
20.5		11610	11486	11442	11251	10656				
21.0		11402	11440		11208	10589	9688			
21.5		11351	11425	11365		10484	9766			
22.0			11402		10913					
22.5										
23.0										
23.5										
24.0										

\* Based on a minimum of 3 lots sold per category

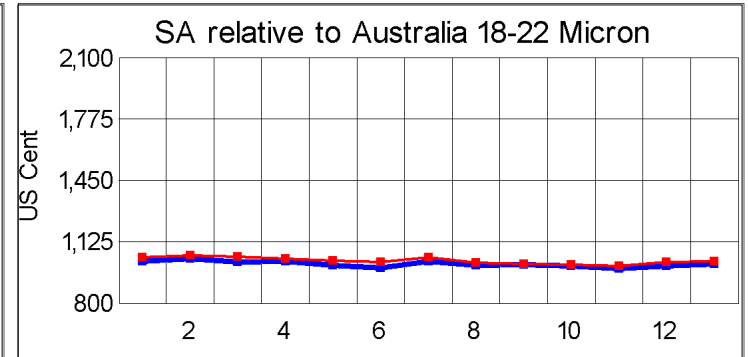
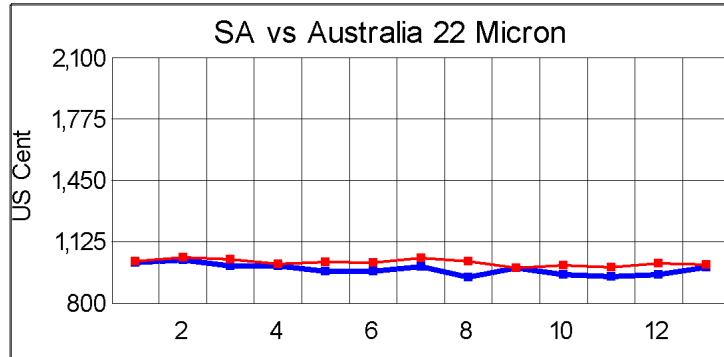
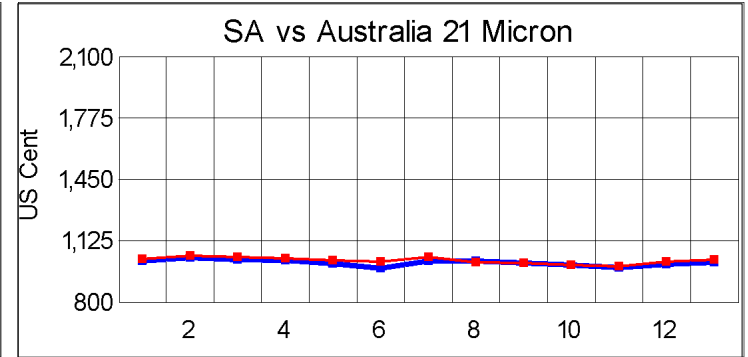
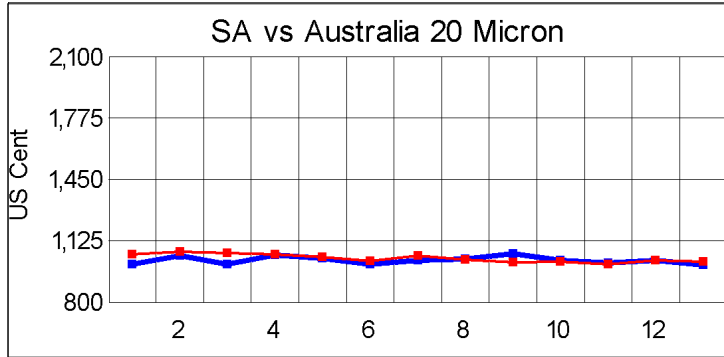
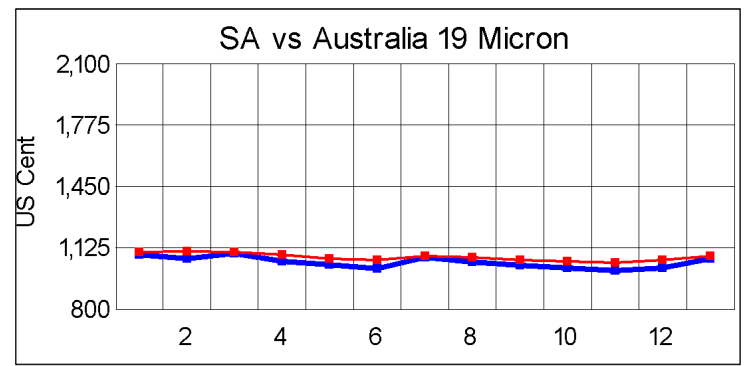
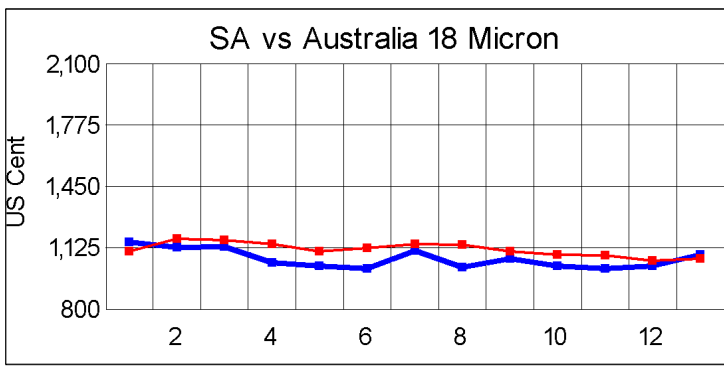
**Average Topmaking Styles (AWEX MF6)**

Micron	100+mm	90mm	80mm	70mm	60mm	50mm	40mm	30mm	20mm	10mm
18.0										
18.5										
19.0				11192						
19.5				11109						
20.0			11268		11018	10683				
20.5				11023						
21.0			10827	10857						
21.5										
22.0			10398							
22.5										
23.0										
23.5										
24.0										

\* Based on a minimum of 3 lots sold per category

**Other Selected Types/Qualities**

	Long			Medium		
	19μ	20μ	21μ	19μ	20μ	21μ
<b>Good Quality</b>						
Lambswool	11723	11634		10811	10839	10512
Bellies	10762	10633	10573	10270	10421	
Locks	9028			8988	8561	8554
<b>Average Quality</b>						
Lambswool	10349	9329	9679	10166	8886	8095
Bellies	10651	10698	9528	9653	9292	
Locks	8413	8413		8734	7886	
<b>Inferior Quality</b>						
Fleecewool	11044	10723	8750	10699	7739	7152
Lambswool	10754	10369			8176	8771
Bellies	10612	10144		9506	7886	8021
Locks	6981			7822	7449	7172



— SA in USc  
— Aus in USc

— SA in USc  
— Aus in USc

## Market Commentary

### WOOL MARKET SOFTER

Port Elizabeth - The market was slightly softer at this week's sale with the Cape Wool's Merino indicator shedding 1,4% compared to the previous sale to close at R111,62/kg (clean). This is unchanged compared to the opening sale of this season and 2,9% down compared to the corresponding sale of the previous season. On the Australian market, the indicator gained a mere 0,5%.

Traders commented that the wool market held up reasonably well despite the stronger Rand as a result of solid demand across all sectors of the trade. Buyers were more interested in well-grown sound Merino wools with inferior wools attracting less attention.

The Rand on the day traded 1,7% stronger at R11,02 against the US dollar, and R13,81, 1,3% stronger against the Euro, compared with the previous week's average rate. The sale resulted in a 98% clearance of the 12 016 bales on offer. The most active traders were Standard Wool SA (3 265), Lempriere SA (2 967), G Modiano SA (2 269) and Stucken & Co (1 625).

The average clean prices for the selection within the different categories good top-making (MF5), long fleeces were as follows: 18 microns were unchanged at R119,08/kg, 18,5 microns were also unchanged at R119,08/kg, 19 microns shed 1,4% to close at R117,77/kg, 19,5 microns dropped with 1,1% to close at R115,77/kg, 20 microns lost 2,1% to close at R112,14/kg, 20,5 microns decreased with 1,7% to close at R111,61/kg, 21 microns declined 0,7% to close at R112,59/kg, 21,5 microns weakened by 1,4% to R111,82/kg and 22 microns dropped with 1,8% to close at R110,88/kg.

The next sale is scheduled for 26 November where approximately 9 300 bales will be on offer.