

# National Weekly Wool Market Report

Season: 2014/2015

Sale Date: 11&12 November 2014



CAPE WOOLS SA

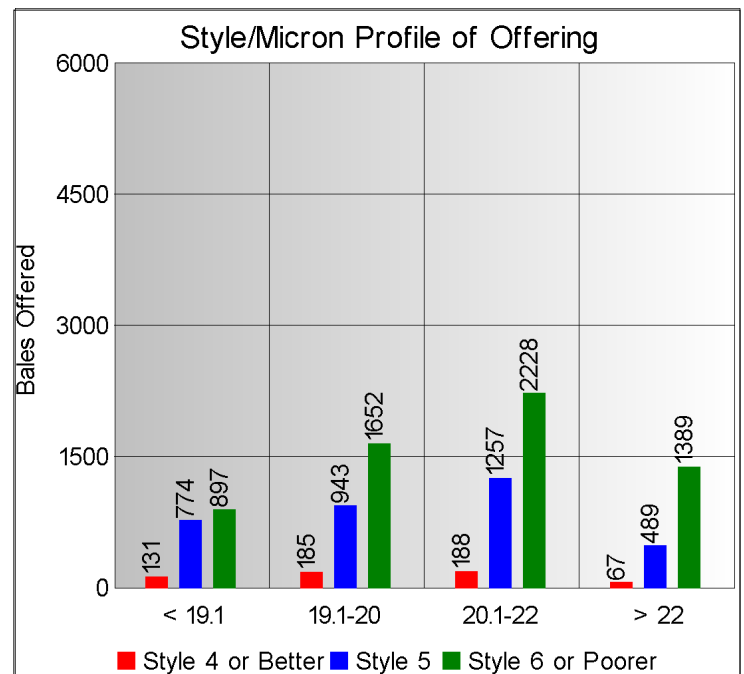
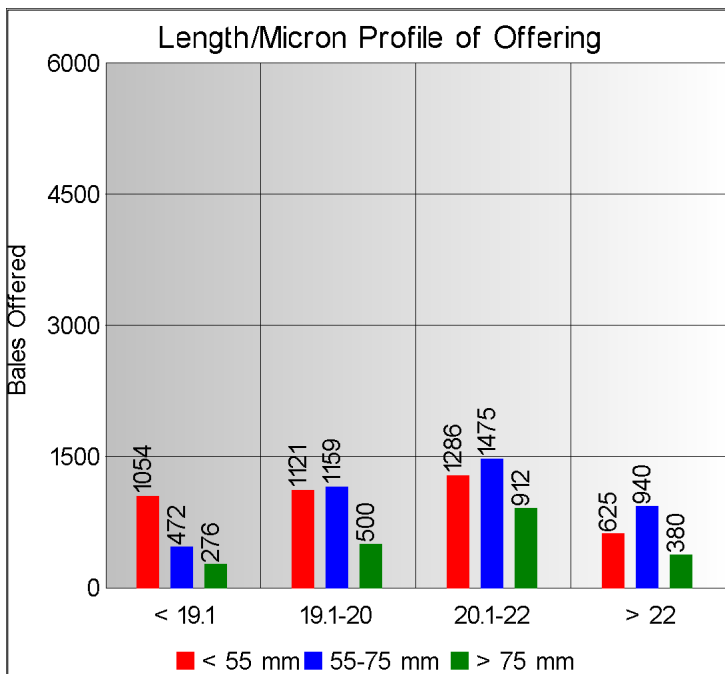
Tel: 27-41-4844301  
 Fax: 27-41-4846792  
 E-mail: stats@capewools.co.za  
 Website: www.capewools.co.za

Market Indicators				Buyers			
Indicator Unit	Current Sale	Last Sale	Change	Company	Bales Purchased This Week	% of Purchases	Total Bales Purchased This Season
SA c/kg	11321	11102	2.0%	Lempriere SA	2612	25.6%	28434
Ave. to date (14/15)	11330	11331	-0.0%	G Modiano SA	2463	24.2%	18534
Ave. to date (13/14)	11275			Standard Wool SA	2244	22.0%	34020
US c/kg	1010	999	1.0%	H Dawson Sons & Co	1225	12.0%	5475
Euro c/kg	809	799	1.3%	Stucken & Co	904	8.9%	14067
AWEX EMI	1043	1033	1.0%	Segard Masurel SA	206	2.0%	7482
Exchange Rates				Chargeurs Wool SA	130	1.3%	1300
Currency Unit	This Week	Previous Week	% Change	New England Wool SA	85	0.8%	1879
R/USD	11.2124	11.1103	-0.9%				
R/Euro	13.9879	13.8949	-0.7%				
R/AUD	9.7571	9.6284	-1.3%				
USD/AUD	0.8701	0.8663	-0.4%				

## Analysis of Offerings by Broker This Week (Bales)

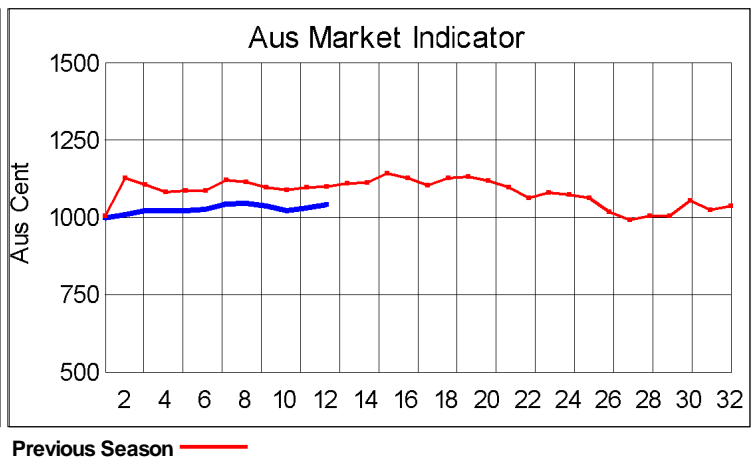
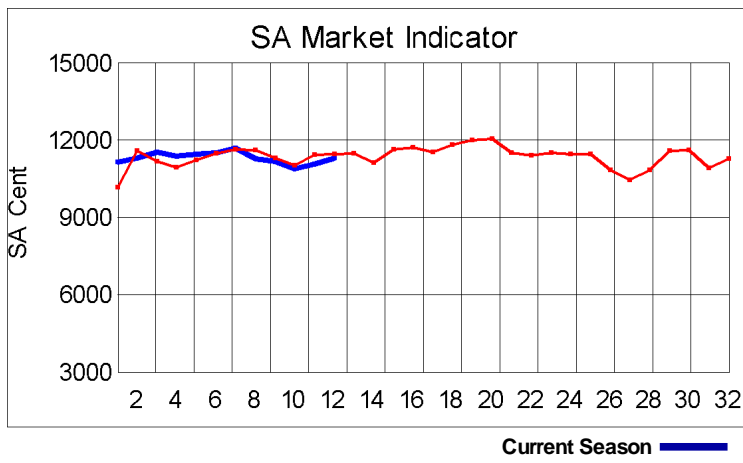
Broker	Merino Fleeces	Merino Bellies	Merino Lambs	Merino Backs	Merino Locks	* Other	Total	% Sold
BKB	3815	690	814	834	529	865	7547	96.5%
CMW	1358	258	355	253	177	252	2653	97.5%
MAS	0	0	0	0	0	0	0	
SBL	0	0	0	0	0	0	0	
VLW	0	0	0	0	0	0	0	
<b>Total</b>	<b>5173</b>	<b>948</b>	<b>1169</b>	<b>1087</b>	<b>706</b>	<b>1117</b>	<b>10200</b>	<b>96.8%</b>

\* Crossbred types, Coarse and Coloured and Inferior



## Receipts 2014/2015 Season

Season to Date (Kg.) 20,702,554.7      Previous Season to Date 22,013,293.0      Percentage Change: -5.95%



Current Season — Previous Season

**Average Fleece Wool Prices (c/kg. clean)  
Spinners and Good Topmaking Styles (AWEX Types MF4 and MF5)**

Micron	100+mm	90mm	80mm	70mm	60mm	50mm	40mm	30mm	20mm	10mm
18.0			12028							
18.5			12102	12124	11999					
19.0			12084	11967	11598	11519				
19.5			11790	11817	11657	11224	10718			
20.0			11607	11641	11392	10895	10312			
20.5		11482	11496	11525	11265	10731	9876			
21.0		11465	11471	11463	11357					
21.5		11455	11386	11332	11221	10811				
22.0				11296						
22.5										
23.0										
23.5										
24.0										

\* Based on a minimum of 3 lots sold per category

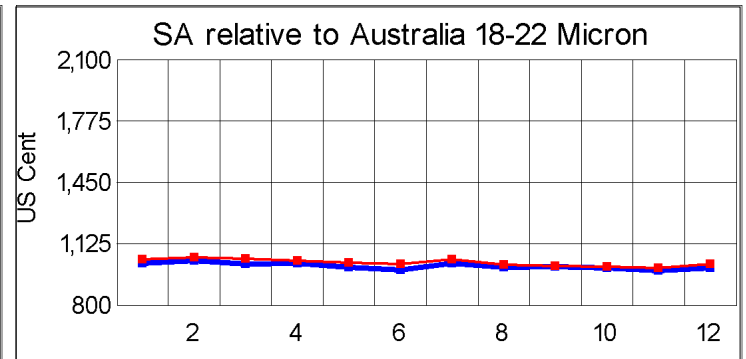
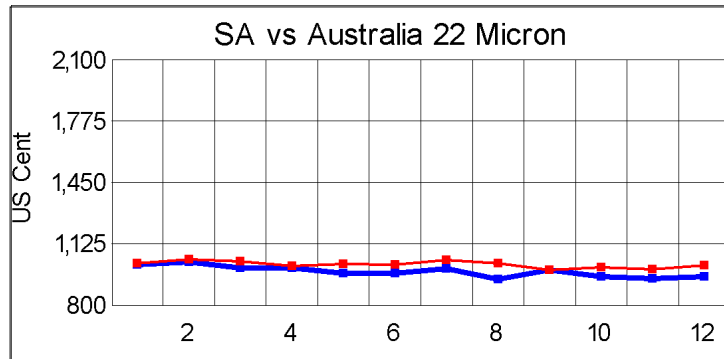
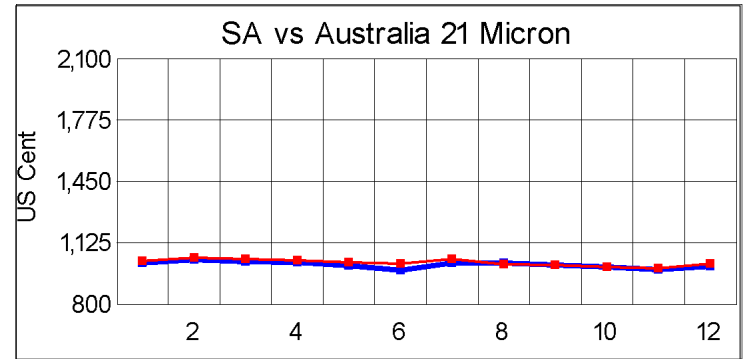
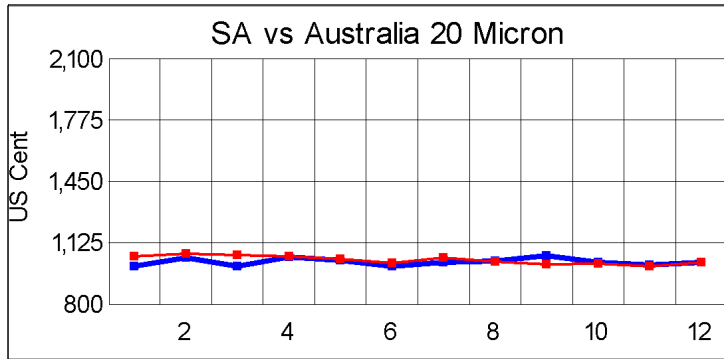
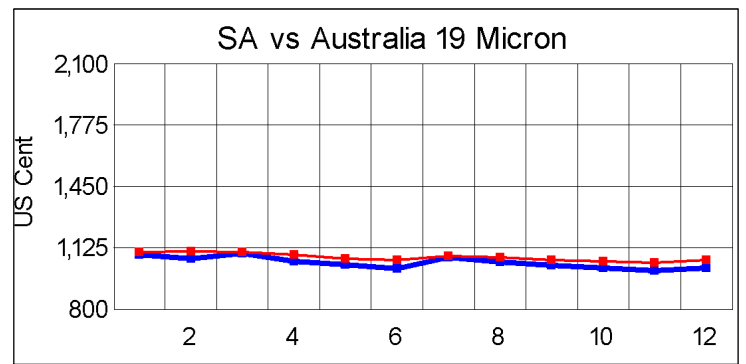
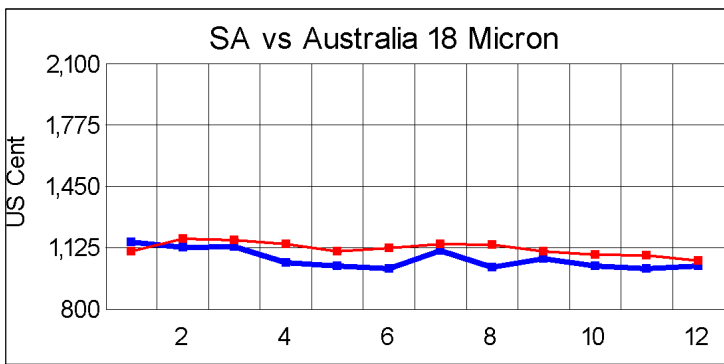
**Average Topmaking Styles (AWEX MF6)**

Micron	100+mm	90mm	80mm	70mm	60mm	50mm	40mm	30mm	20mm	10mm
18.0										
18.5										
19.0							10701			
19.5										
20.0			11240	11300						
20.5			10846	11110						
21.0			11147	11124	10780	10713				
21.5					10700					
22.0				9985						
22.5										
23.0										
23.5										
24.0										

\* Based on a minimum of 3 lots sold per category

**Other Selected Types/Qualities**

	Long			Medium		
	19μ	20μ	21μ	19μ	20μ	21μ
<b>Good Quality</b>						
Lambswool		11482		11017	10726	9832
Bellies		10807	10025	10955		
Locks		9229		8957	8154	8261
<b>Average Quality</b>						
Lambswool	11085	9455	10139	10331	8705	8134
Bellies	10504	9308	9734	10223	10025	7047
Locks		7795		8981	8054	7092
<b>Inferior Quality</b>						
Fleecewool	11101	10824	10407		8996	7757
Lambswool		10271	10003	10673	10657	10917
Bellies	9661	10810	9490	9767	9276	8778
Locks	8078	8440		7390	6940	



— SA in USc  
— Aus in USc

— SA in USc  
— Aus in USc

## Market Commentary

### WOOL MARKET DEARER

Port Elizabeth - The upward trend in wool prices continued at this week's sale and the Cape Wools Merino indicator gained 2,0% on last week to close at R113,21/kg (clean). This is 1,4% up compared to the opening sale of this season and 1,3% down compared to the corresponding sale of the previous season. The Australian market followed the trend with the indicator gaining 1,0%.

Buyer confidence recovered as the quality of the week's offering had improved slightly and the weaker currency also contributed to the stronger market. There was strong competition in the sale room across all sectors of the trade and the better style, long Merino fleece types of 19,0 to 19,5 micron were met with incredibly keen demand.

The Rand on the day traded 0,9% weaker at R11,21 against the US dollar, and R13,99, 0,7% weaker against the Euro, compared with the previous week's average rate. The offering comprised of 10 200 bales of which 97% was sold. Major buyers were Lempriere SA (2 612), G Modiano SA (2 463), Standard Wool SA (2 244) and H Dawson Sons & Co (1 225).

The average clean prices for the selection within the different categories good top-making (MF5), long fleeces were as follows: 18 microns were down by 1,3% to close at R119,10/kg, 18,5 microns strengthened by 0,6% to R119,06/kg, 19 microns gained 2,7% to close at R119,40/kg, 19,5 microns rose with 4,0% to close at R117,04/kg, 20 microns gained 2,8% to close at R114,57/kg, 20,5 microns increased with 3,5% to close at R113,58/kg, 21 microns gained 3,1% to close at R113,44/kg, 21,5 microns strengthened by 3,1% to R113,44/kg and 22 microns rose with 2,6% to close at R112,91/kg.

The next sale is scheduled for 19 November where approximately 12 000 bales will be on offer.