

National Weekly Wool Market Report

Season: 2014/2015

Sale Date: 4&5 November 2014



CAPE WOOLS SA

Tel: 27-41-4844301
 Fax: 27-41-4846792
 E-mail: stats@capewools.co.za
 Website: www.capewools.co.za

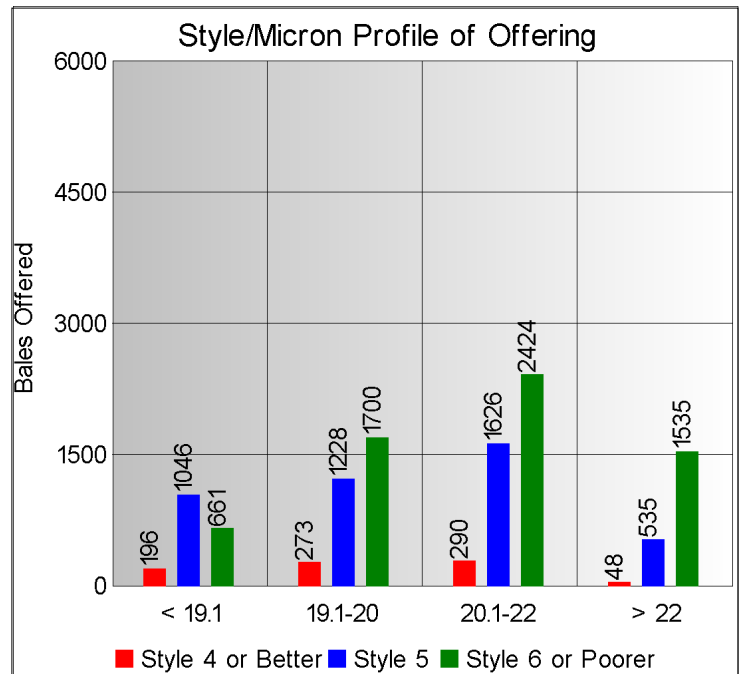
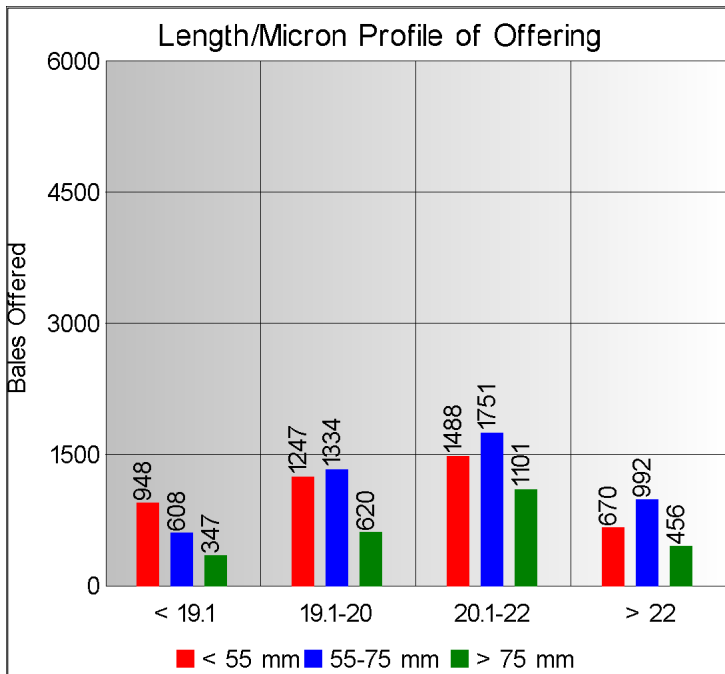
Market Indicators				Buyers			
Indicator Unit	Current Sale	Last Sale	Change	Company	Bales Purchased This Week	% of Purchases	Total Bales Purchased This Season
SA c/kg	11102	10920	1.7%	Standard Wool SA	3127	27.1%	31769
Ave. to date (14/15)	11331	11354	-0.2%	G Modiano SA	2320	20.1%	16071
Ave. to date (13/14)	11257			Lempriere SA	2222	19.2%	25777
US c/kg	999	1007	-0.8%	H Dawson Sons & Co	1493	12.9%	4893
Euro c/kg	799	791	1.0%	Stucken & Co	1305	11.3%	13163
AWEX EMI	1033	1023	1.0%	Segard Masurel SA	456	3.9%	7274
				New England Wool SA	164	1.4%	1794
				Chargeurs Wool SA	161	1.4%	1170

Exchange Rates			
Currency Unit	This Week	Previous Week	% Change
R/USD	11.1103	10.8393	-2.5%
R/Euro	13.8949	13.8021	-0.7%
R/AUD	9.6284	9.6185	-0.1%
USD/AUD	0.8663	0.8871	2.3%

Analysis of Offerings by Broker This Week (Bales)

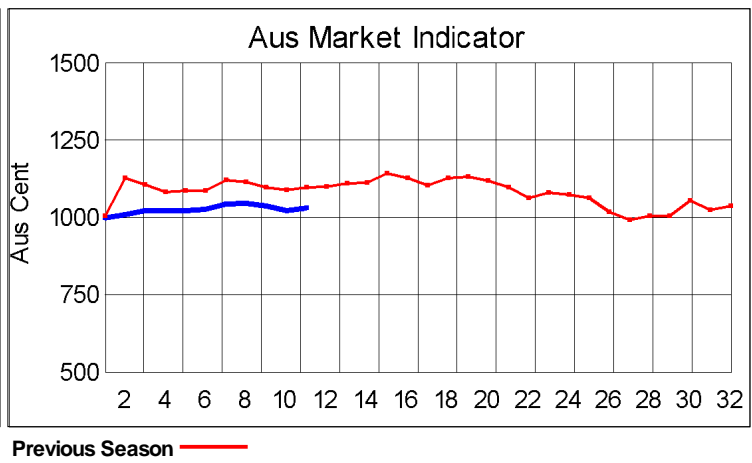
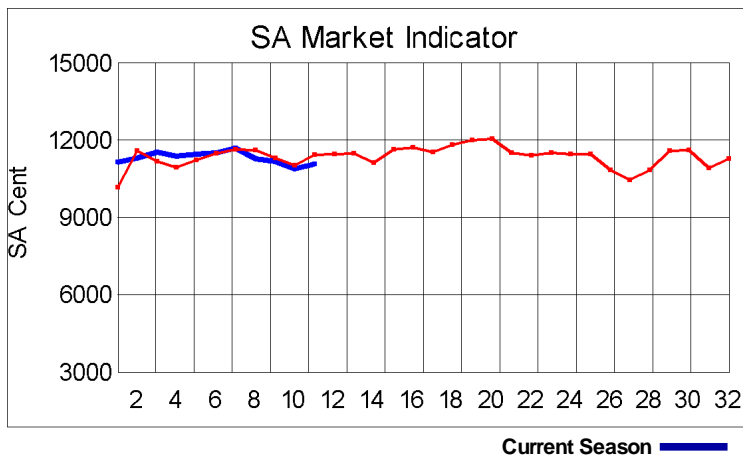
Broker	Merino Fleeces	Merino Bellies	Merino Lambs	Merino Backs	Merino Locks	* Other	Total	% Sold
BKB	3668	570	593	774	524	751	6880	97.6%
CMW	1678	239	248	311	201	282	2959	97.6%
JLW	19	4	12	1	2	5	43	100.0%
MAS	458	51	64	29	51	333	986	96.2%
SBL	122	18	10	13	18	46	227	100.0%
VLW	257	36	60	46	33	35	467	91.2%
Total	6202	918	987	1174	829	1452	11562	97.3%

* Crossbred types, Coarse and Coloured and Inferior



Receipts 2014/2015 Season

Season to Date (Kg.) 19,069,777.0 Previous Season to Date 19,643,303.6 Percentage Change: -2.92%



Current Season — Previous Season

**Average Fleece Wool Prices (c/kg. clean)
Spinners and Good Topmaking Styles (AWEX Types MF4 and MF5)**

Micron	100+mm	90mm	80mm	70mm	60mm	50mm	40mm	30mm	20mm	10mm
18.0			12257	12623			11221			
18.5			12293	12246			10813			
19.0		11765	11806	11721	11647	11238	10673			
19.5		11361	11559	11434	11394	11141	10457			
20.0		11264	11316	11327	11163	11019	9867			
20.5		11331	11310	11276	11163	10951	9702			
21.0		11265	11258	11293	11104	10677	9370			
21.5		11084	11164	11198						
22.0			11195	11072						
22.5			11170							
23.0										
23.5										
24.0										

* Based on a minimum of 3 lots sold per category

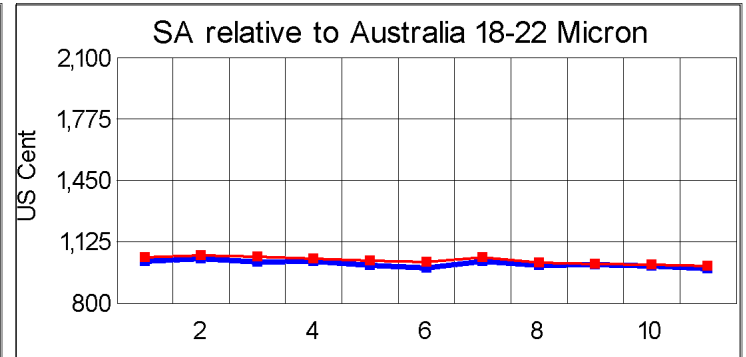
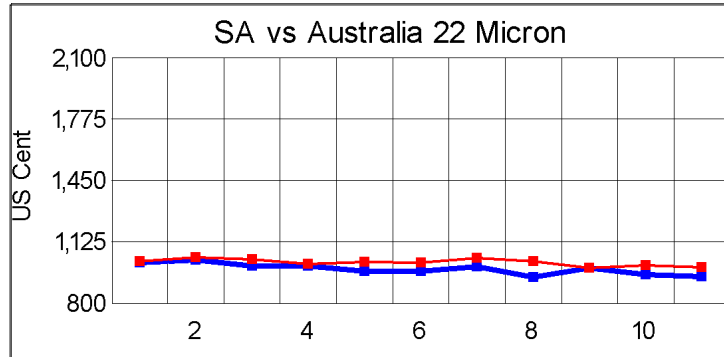
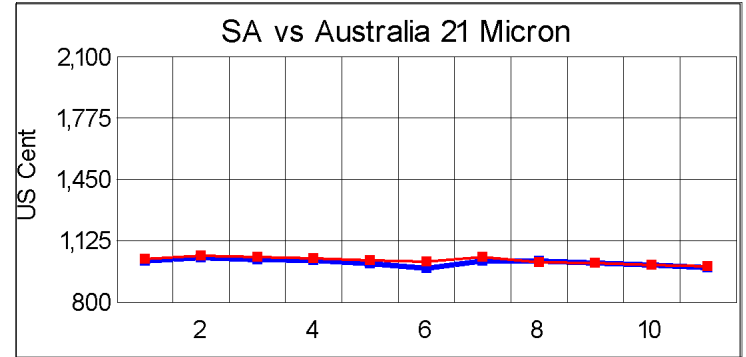
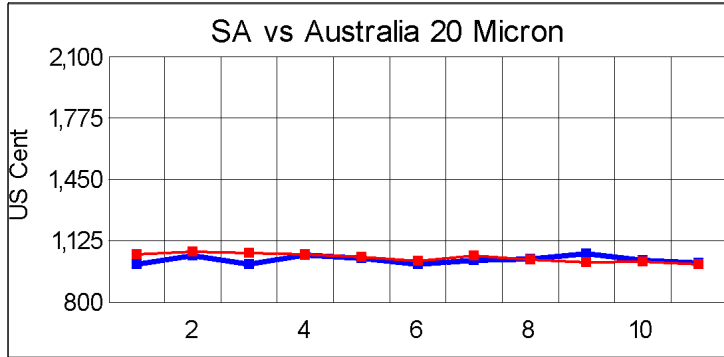
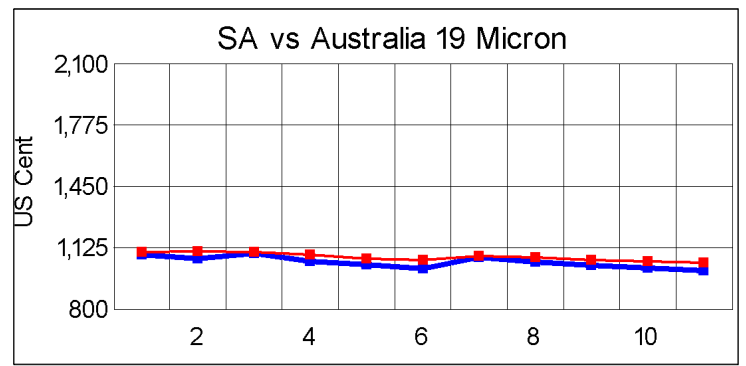
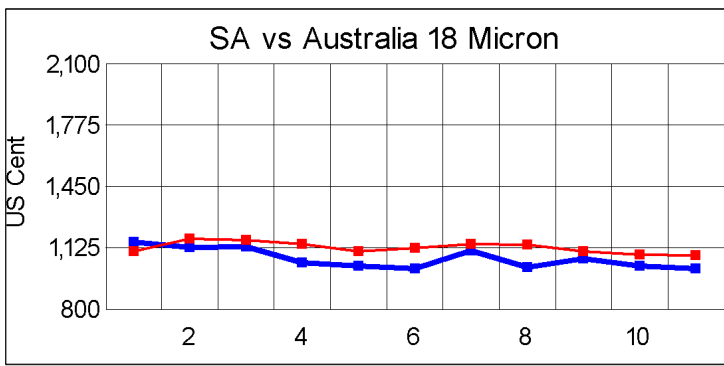
Average Topmaking Styles (AWEX MF6)

Micron	100+mm	90mm	80mm	70mm	60mm	50mm	40mm	30mm	20mm	10mm
18.0										
18.5										
19.0										
19.5										
20.0				11121	10598					
20.5			11129	10795	10776		8935			
21.0			11194	10515						
21.5						10704				
22.0										
22.5										
23.0										
23.5										
24.0										

* Based on a minimum of 3 lots sold per category

Other Selected Types/Qualities

	Long			Medium		
	19μ	20μ	21μ	19μ	20μ	21μ
Good Quality						
Lambswool	11576			10942	10777	
Bellies	10157	10877		10791	10760	
Locks				8734	8485	
Average Quality						
Lambswool	11433	9652	10653	9580	8614	
Bellies	10421	9777	10234	10253	9525	8606
Locks		7060	7060	8683	8481	7803
Inferior Quality						
Fleecewool	10976	10451	10577		10482	8765
Lambswool	10615	9095		9731		8235
Bellies	9968	9948	9874	9704	9267	7977
Locks	7715	7040	7131	7200	7056	7532



— SA in USc
— Aus in USc

— SA in USc
— Aus in USc

Market Commentary

RAND BOOSTS WOOL MARKET

Port Elizabeth - The wool market was dearer at this week's sale and the Cape Wools Merino indicator gained 1,7% to close at R111,02/kg (clean). This is 0,6% down compared to the opening sale of this season and 0,3% down compared to the corresponding sale of the previous season. Similar market conditions prevailed in Australia, where the market indicator gained 1,0%.

According to local traders, this increase was supported by the weaker Rand and commented that there was firm demand across all sectors of the trade for good quality well-grown Merino wool.

The Rand on the day traded 2,5% weaker at R11,11 against the US dollar, compared with last week's average rate, and weakened 0,7% against the Euro at R13,89. A total of 11 562 bales were on offer of which 97% was sold. The most active traders were Standard Wool SA (3 127), G Modiano SA (2 320), Lempriere SA (2 222), H Dawson Sons & Co (1 493) and Stucken & Co (1 305).

The average clean prices for the selection within the different categories good top-making (MF5), long fleeces were as follows: 18 microns were up by 1,0% to close at R120,63/kg, 18,5 microns strengthened by 1,4% to R118,31/kg, 19 microns gained 1,7% to close at R116,30/kg, 19,5 microns rose with 1,1% to close at R112,52/kg, 20 microns gained 1,8% to close at R111,40/kg, 20,5 microns increased with 0,9% to close at R109,88/kg, 21 microns gained 1,8% to close at R110,04/kg, 21,5 microns strengthened by 1,9% to R110,00/kg and 22 microns rose with 1,9% to close at R110,00/kg.

Approximately 10 000 bales will be on offer at the next sale scheduled for 12 November.