

National Weekly Wool Market Report

Season: 2014/2015

Sale Date: 21&22 October 2014



CAPE WOOLS SA

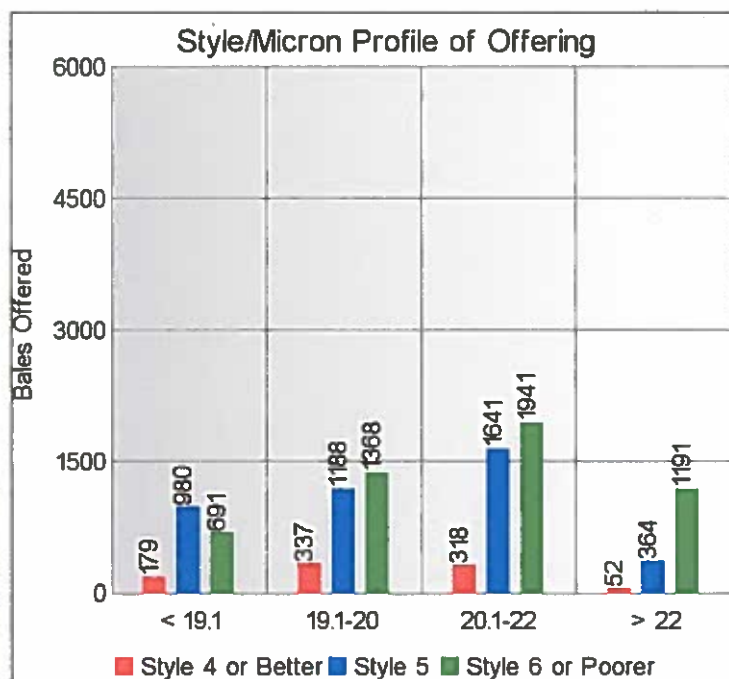
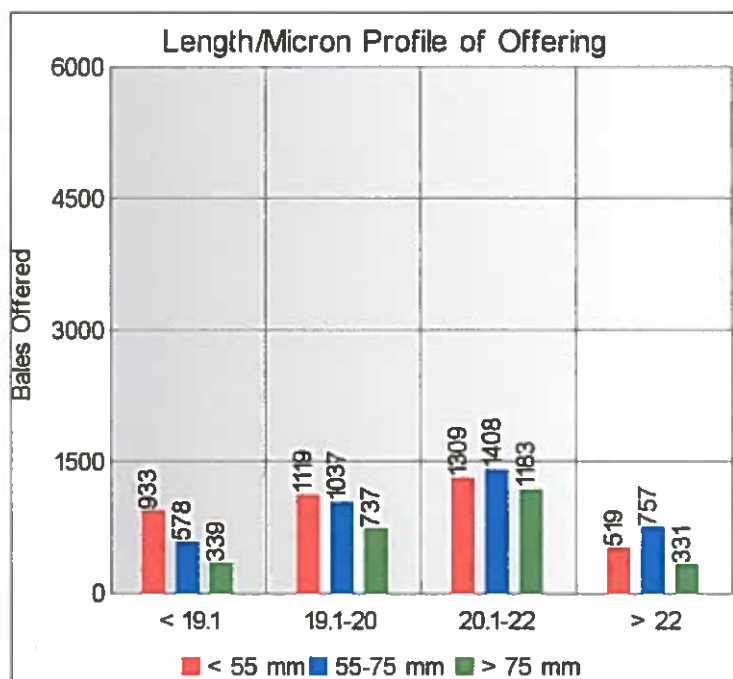
Tel: 27-41-4844301
 Fax: 27-41-4846792
 E-mail: stats@capewools.co.za
 Website: www.capewools.co.za

Market Indicators				Buyers			
Indicator Unit	Current Sale	Last Sale	Change	Company	Bales Purchased This Week	% of Purchases	Total Bales Purchased This Season
SA c/kg	11200	11288	-0.8%	Lempriere SA	3055	29.8%	21130
Ave. to date (14/15)	11402	11427	-0.2%	Standard Wool SA	2676	26.1%	25098
Ave. to date (13/14)	11260			G Modiano SA	1389	13.6%	12881
US c/kg	1016	1021	-0.4%	Stucken & Co	1131	11.0%	10950
Euro c/kg	800	807	-0.8%	H Dawson Sons & Co	717	7.0%	3351
AWEX EMI	1038	1047	-0.9%	Segard Masurel SA	598	5.8%	6170
Exchange Rates				New England Wool SA	247	2.4%	1433
Currency Unit	This Week	Previous Week	% Change	Chargeurs Wool SA	134	1.3%	732
R/USD	11.0208	11.0581	0.3%				
R/Euro	13.9976	13.9891	-0.1%				
R/AUD	9.6798	9.6501	-0.3%				
USD/AUD	0.8784	0.8729	-0.6%				

Analysis of Offerings by Broker This Week (Bales)

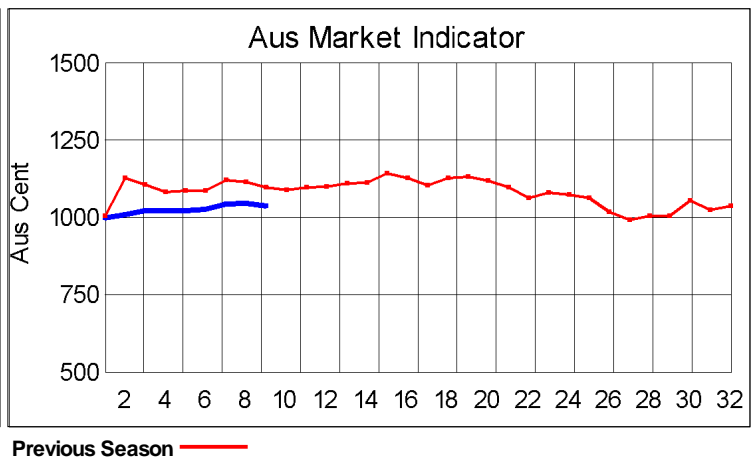
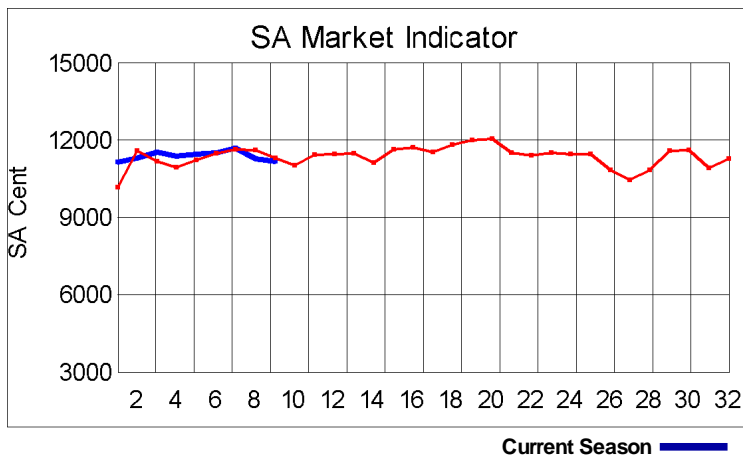
Broker	Merino Fleeces	Merino Bellies	Merino Lambs	Merino Backs	Merino Locks	* Other	Total	% Sold
BKB	3429	496	441	467	363	754	5950	96.5%
CMW	1497	206	219	160	184	171	2437	96.5%
JLW	88	7	3	4	2	5	109	100.0%
MAS	499	65	65	70	75	257	1031	100.0%
SBL	211	29	55	15	23	69	402	100.0%
VLW	179	24	9	19	37	53	321	98.1%
Total	5903	827	792	735	684	1309	10250	97.0%

* Crossbred types, Coarse and Coloured and Inferior



Receipts 2014/2015 Season

Season to Date (Kt) 16.450 314.8 Previous Season to Date 16.057 237.7 Percentage Change: 2.45%



Current Season — Previous Season

**Average Fleece Wool Prices (c/kg. clean)
Spinners and Good Topmaking Styles (AWEX Types MF4 and MF5)**

Micron	100+mm	90mm	80mm	70mm	60mm	50mm	40mm	30mm	20mm	10mm
18.0			12947	12721	12311					
18.5			12068	12120	11998	11230	11123			
19.0		11693	11743	11782	11708	11097	10613			
19.5		11253	11512	11504	11423	10853	10549			
20.0		11245	11300	11236	11256	10755	10435			
20.5		11193	11185	11204	11147	10823	9960			
21.0		11275	11204	11149	8979	10635	9739			
21.5		11102	11154							
22.0		11087	11091	10959		10155				
22.5			10972							
23.0		11052								
23.5										
24.0										

* Based on a minimum of 3 lots sold per category

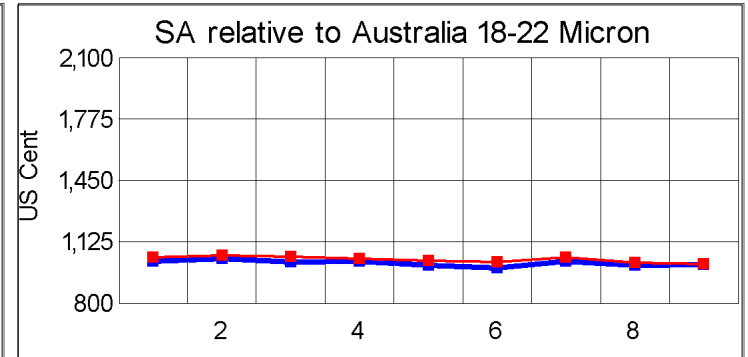
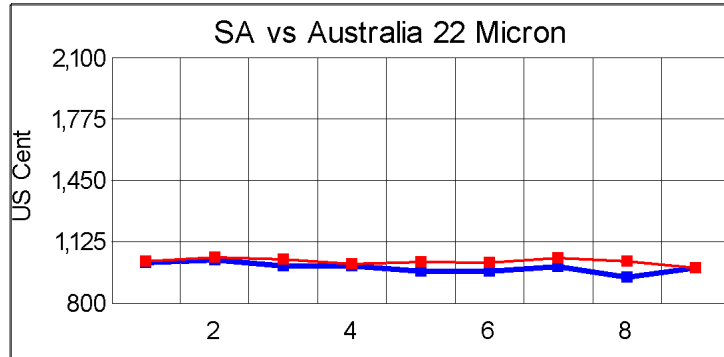
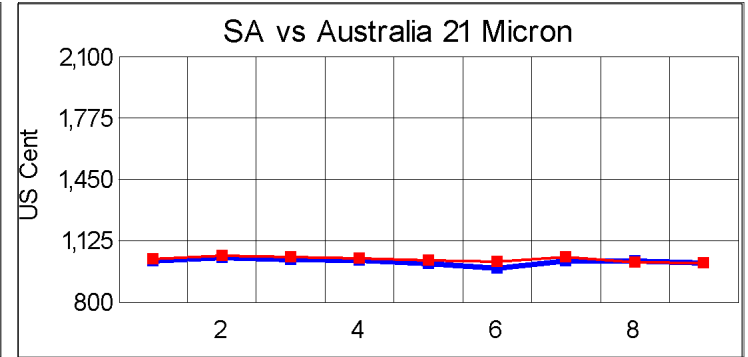
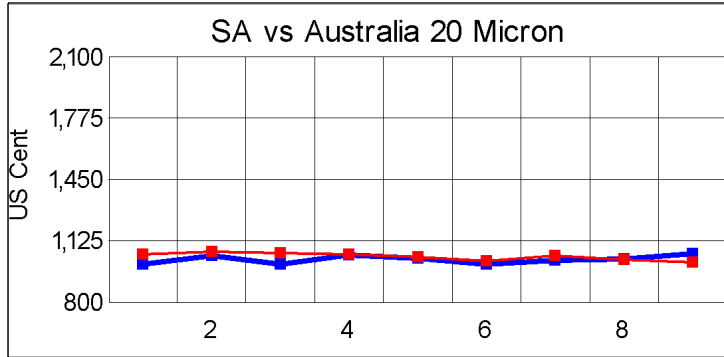
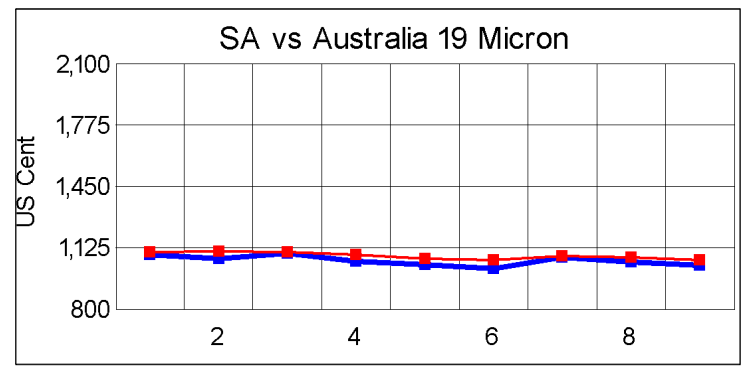
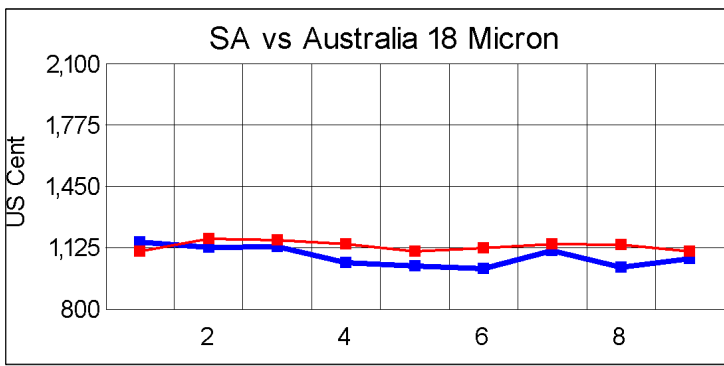
Average Topmaking Styles (AWEX MF6)

Micron	100+mm	90mm	80mm	70mm	60mm	50mm	40mm	30mm	20mm	10mm
18.0										
18.5										
19.0										
19.5			11096	11180						
20.0			10974							
20.5			10895	10729	10778					
21.0			10928			10175				
21.5			10857	10606						
22.0				10260	9817					
22.5										
23.0										
23.5										
24.0										

* Based on a minimum of 3 lots sold per category

Other Selected Types/Qualities

	Long			Medium		
	19μ	20μ	21μ	19μ	20μ	21μ
Good Quality						
Lambswool	11614	11322		10693	9966	
Bellies	10706		10510		10014	
Locks				9026	8469	8632
Average Quality						
Lambswool	11401	10928	10489	10505	9988	7941
Bellies	11058	10562	9782	10264	9844	8801
Locks	8766			8782	8076	
Inferior Quality						
Fleecewool	10952	10829	10551	10914	9136	
Lambswool	11314		10577	9715	8126	
Bellies	10649	10781	7856	9928	9503	9610
Locks	7431	7921	7614	8117	8211	7162



— SA in USc
— Aus in USc

— SA in USc
— Aus in USc

Market Commentary

WOOL MARKET SOFTER

Port Elizabeth - The wool market continued its lacklustre performance this week with the Cape Wools Merino indicator shedding 0,8% to close at R122,00/kg (clean). This is 0,3% higher compared to the opening sale of this season and 1,1% down compared to the corresponding sale of the previous season.

The softer wool prices reflected global market sentiment and the Australian market performed similar with its indicator shedding 0,9%. Traders report that the large offering recently sold on the Australian market contributed to current price levels.

The Rand at R11,02, was 0,3% stronger against the US dollar and at R14,00, it had depreciated with 0,1% against the Euro compared with last week's exchange rates. The offering comprised of 10 250 bales of which 97% was sold. Major buyers were Lempriere SA (3 055), Standard Wool SA (2 676), G Modiano SA (1 389) and Stucken & Co (1 131).

The average clean prices for the selection within the different categories good top-making (MF5), long fleeces were as follows: 18 microns were down by 2,6% to close at R122,71/kg, 18,5 microns weakened by 3,4% to R119,67/kg, 19 microns shed 2,1% to close at R116,39/kg, 19,5 microns dropped with 0,9% to close at R114,28/kg, 20 microns lost 0,9% to close at R111,89/kg, 20,5 microns were unchanged at R111,31/kg, 21 microns declined 0,3% to close at R111,23/kg, 21,5 microns strengthened by 0,2% to R110,86/kg and 22 microns dropped with 2,2% to close at R108,25/kg.

Approximately 9 800 bales will be on offer at the next sale scheduled for 29 October.