

# National Weekly Wool Market Report

Season: 2014/2015

Sale Date: 14 October 2014



Tel: 27-41-4844301  
 Fax: 27-41-4846792  
 E-mail: stats@capewools.co.za  
 Website: www.capewools.co.za

## Market Indicators

Indicator Unit	Current Sale	Last Sale	Change
SA c/kg	11288	11700	-3.5%
Ave. to date (14/15)	11427	11447	-0.2%
Ave. to date (13/14)	11252		
US c/kg	1021	1046	-2.4%
Euro c/kg	807	827	-2.5%
AWEX EMI	1047	1046	0.1%

## Exchange Rates

Currency Unit	This Week	Previous Week	% Change
R/USD	11.0581	11.1835	1.1%
R/Euro	13.9891	14.1444	1.1%
R/AUD	9.6501	9.8201	1.7%
USD/AUD	0.8729	0.8783	0.6%

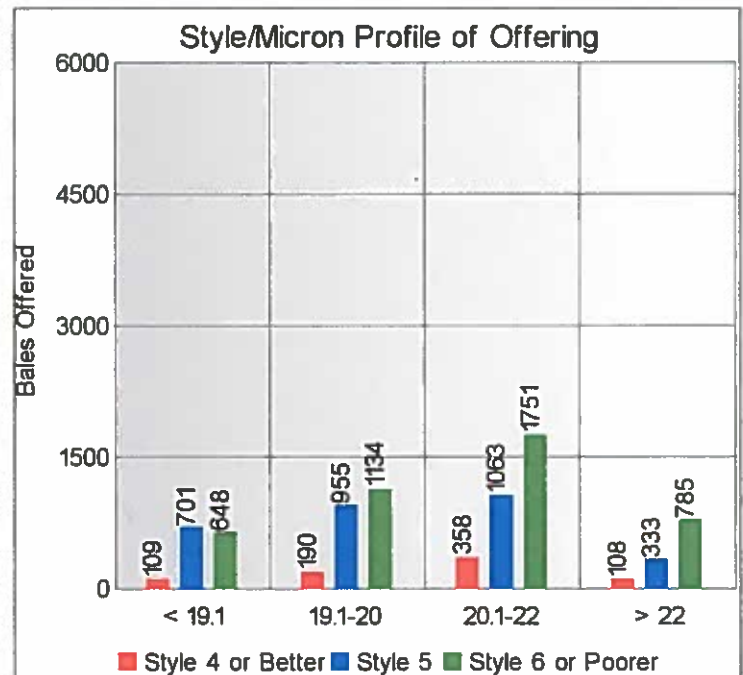
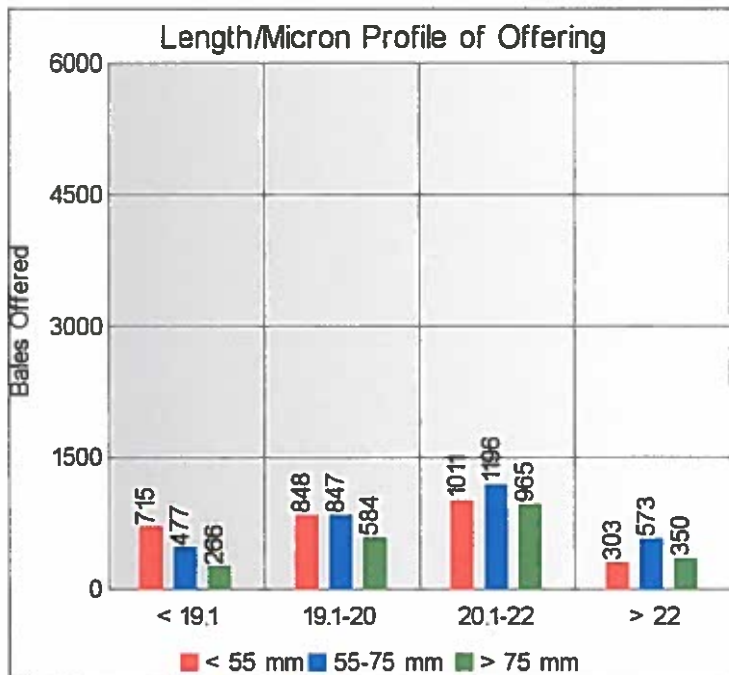
## Buyers

Company	Bales Purchased This Week	% of Purchases	Total Bales Purchased This Season
Standard Wool SA	2029	24.9%	22422
Lempriere SA	2027	24.9%	18057
G Modiano SA	1598	19.6%	11494
Stucken & Co	902	11.1%	9819
Segard Masurel SA	739	9.1%	5572
H Dawson Sons & Co	310	3.8%	2634
Chargeurs Wool SA	52	0.6%	598
New England Wool SA	38	0.5%	1186

## Analysis of Offerings by Broker This Week (Bales)

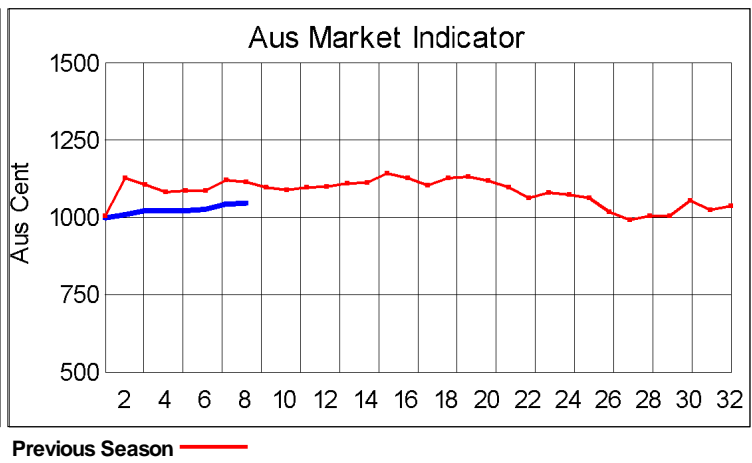
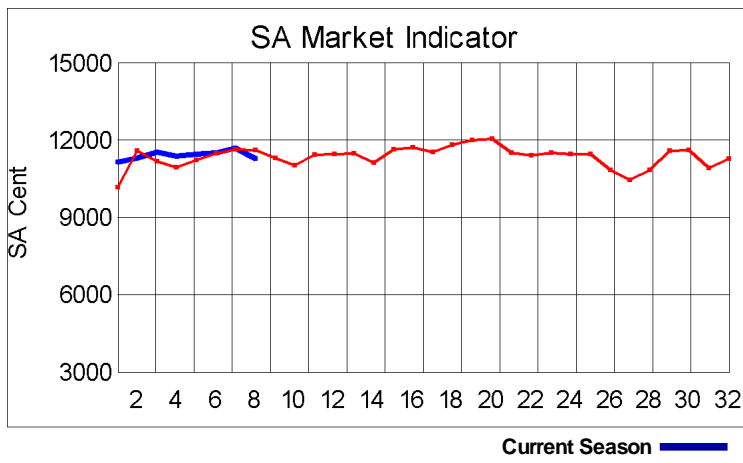
Broker	Merino Fleeces	Merino Bellies	Merino Lambs	Merino Backs	Merino Locks	* Other	Total	% Sold
BKB	2904	428	442	448	374	713	5309	96.7%
CMW	1725	227	241	228	197	208	2826	90.6%
MAS	0	0	0	0	0	0	0	
SBL	0	0	0	0	0	0	0	
VLW	0	0	0	0	0	0	0	
<b>Total</b>	<b>4629</b>	<b>655</b>	<b>683</b>	<b>676</b>	<b>571</b>	<b>921</b>	<b>8135</b>	<b>94.6%</b>

\* Crossbred types, Coarse and Coloured and Inferior



## Receipts 2014/2015 Season

Season to Date (Kt.) 14 150 710.5      Previous Season to Date 14 452 832.1      Percentage Change: -2.09%



Current Season — Previous Season

**Average Fleece Wool Prices (c/kg. clean)  
Spinners and Good Topmaking Styles (AWEX Types MF4 and MF5)**

Micron	100+mm	90mm	80mm	70mm	60mm	50mm	40mm	30mm	20mm	10mm
18.0			12747	12545		11705				
18.5			12468	12197	12331		11077			
19.0			11910	11814	11823	11290	11277			
19.5			11664	11693	11498		10854			
20.0			11453	11373	11333	11204	10535			
20.5		11434	11394	11368	11346	10977	10452			
21.0			11306	11409	11214	10957				
21.5										
22.0			11364	11242						
22.5				11217						
23.0			11322							
23.5			10814							
24.0										

\* Based on a minimum of 3 lots sold per category

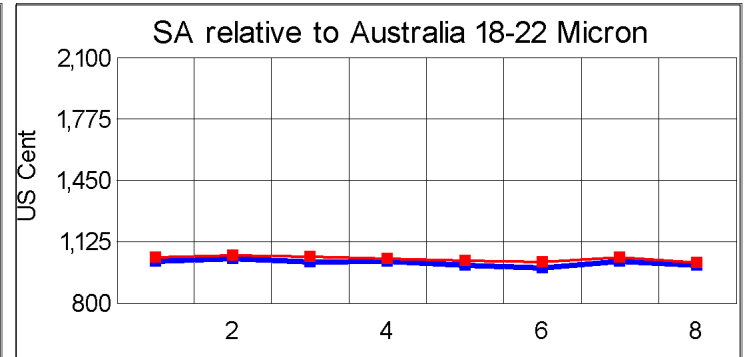
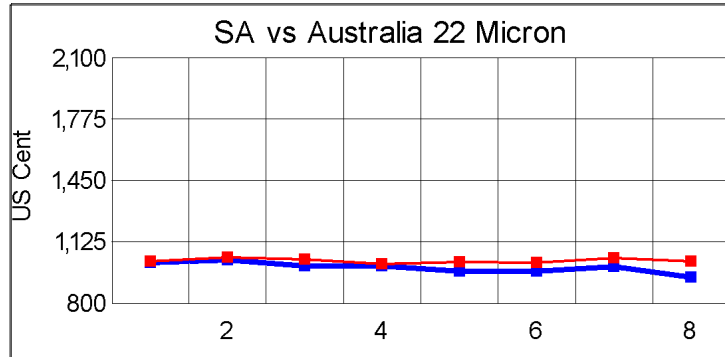
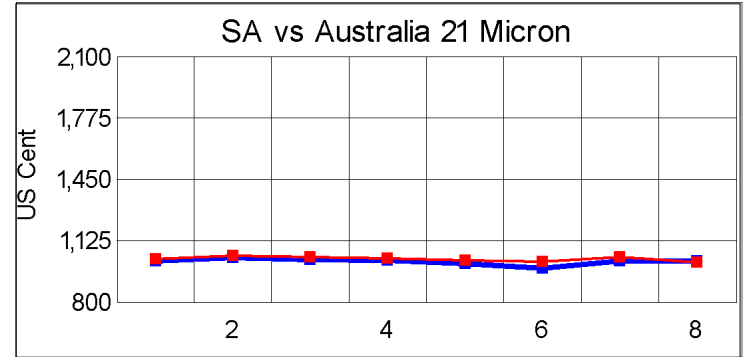
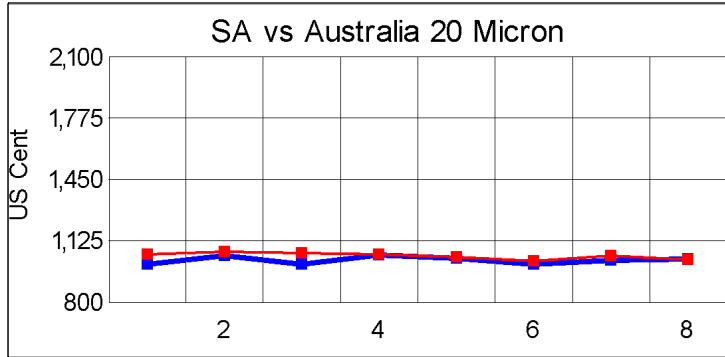
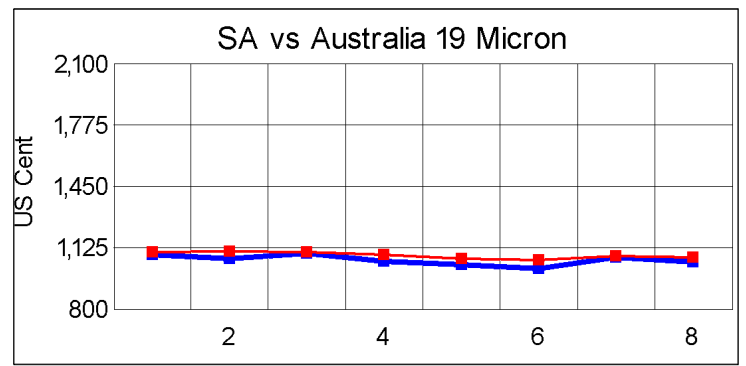
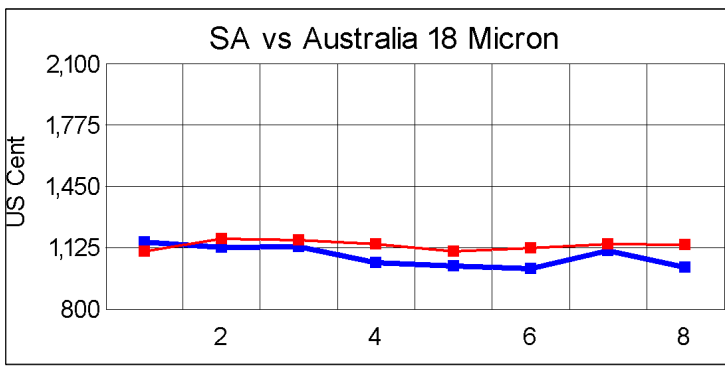
**Average Topmaking Styles (AWEX MF6)**

Micron	100+mm	90mm	80mm	70mm	60mm	50mm	40mm	30mm	20mm	10mm
18.0										
18.5										
19.0										
19.5										
20.0				11368						
20.5			11238	11272						
21.0				10991						
21.5			10825	10979		10175				
22.0					10175	9521				
22.5										
23.0										
23.5										
24.0										

\* Based on a minimum of 3 lots sold per category

**Other Selected Types/Qualities**

	Long			Medium		
	19μ	20μ	21μ	19μ	20μ	21μ
<b>Good Quality</b>						
Lambswool	11687	11374	11255	11391	11196	9818
Bellies	11242			9905	10790	
Locks				8910	8761	7991
<b>Average Quality</b>						
Lambswool	10950	10669	10889	10698	10063	9420
Bellies	10956	10799		10617	10332	10168
Locks	8919			8792	8174	7571
<b>Inferior Quality</b>						
Fleecewool	11572	11251	10723		9897	10371
Lambswool	11371	11046	10542	10049		
Bellies	10130	10339		10017	10126	8114
Locks				7570	7797	7884



— SA in US\$  
— Aus in US\$

— SA in US\$  
— Aus in US\$

## Market Commentary

### WOOL MARKET SOFTENS

Port Elizabeth - Prices declined at this week's sale, which saw the Cape Wools Merino indicator shed 3,5% to close at R112,88/kg (clean). This is 1,1% higher compared to the opening sale of this season and 2,9% down compared to the corresponding sale of the previous season.

Strong demand for good quality wool underscored the market. Traders are however concerned about the increasing occurrence of poorer quality wools on offer due to drought which result in lower yielding tender wools. The slightly stronger currency also weighed on prices. Conditions reflected the global market, as was experienced in the Australian market where the indicator has gained a marginal 0,1%.

A record price was paid for two separate bales at this week's auction. A prestigious R126,00/kg was paid for one bale of superfine, 15,9 micron hogget's wool, which was produced by farmer Neville Pringle from the Adelaide district and one bale of superfine, 15,0 micron young sheep wool produced by Stuart Dewing of the Cathcart district.

The Rand on the day traded 1,1% stronger at R11,06 against the US dollar, compared with last week's average rate, and at R13,99 it had appreciated by 1,1% against the Euro. The sale resulted in a 95% clearance of the 8 135 bales on offer. The most active traders were Standard Wool SA (2 029), Lempriere SA (2 027) and G Modiano SA (1 598).

The average clean prices for the selection within the different categories good top-making (MF5), long fleeces were as follows: 18 microns were down by 2,4% to close at R126,03/kg, 18,5 microns weakened by 0,5% to R123,85/kg, 19 microns shed 1,6% to close at R118,90/kg, 19,5 microns dropped with 2,9% to close at R115,34/kg, 20 microns lost 3,9% to close at R112,87/kg, 20,5 microns decreased with 4,9% to close at R111,28/kg, 21 microns declined 4,0% to close at R111,55/kg, 21,5 microns weakened by 4,1% to R110,67/kg and 22 microns dropped with 4,1% to close at R110,67/kg.

Approximately 10 200 bales will be on offer at the next sale scheduled for 22 October.