

National Weekly Wool Market Report

Season: 2014/2015

Sale Date: 11 March 2015



CAPE WOOLS SA

Tel: 27-41-4844301

Fax: 27-41-4846792

E-mail: stats@capewools.co.za

Website: www.capewools.co.za

SA Merino Indicator				Buyers			
Indicator Unit	Current Sale	Last Sale	Change	Company	Bales Purchased This Week	% of Purchases	Total Bales Purchased This Season
# SA c/kg	11290	11054	2.1%	Lempriere SA	2519	29.4%	78118
Ave. to date (14/15)	11185	11181	0.0%	Standard Wool SA	2454	28.6%	69367
Ave. to date (13/14)	11374			G Modiano SA	1771	20.7%	46983
US c/kg	916	940	-2.5%	Stucken & Co	1287	15.0%	35156
Euro c/kg	862	843	2.3%	Segard Masurel SA	400	4.7%	14292
AWEX EMI	1089	1088	0.1%	H Dawson Sons & Co	8	0.1%	6519
				New England Wool SA	2	0.0%	2734
				CMW Operations			6149
				Chargeurs Wool SA			2259

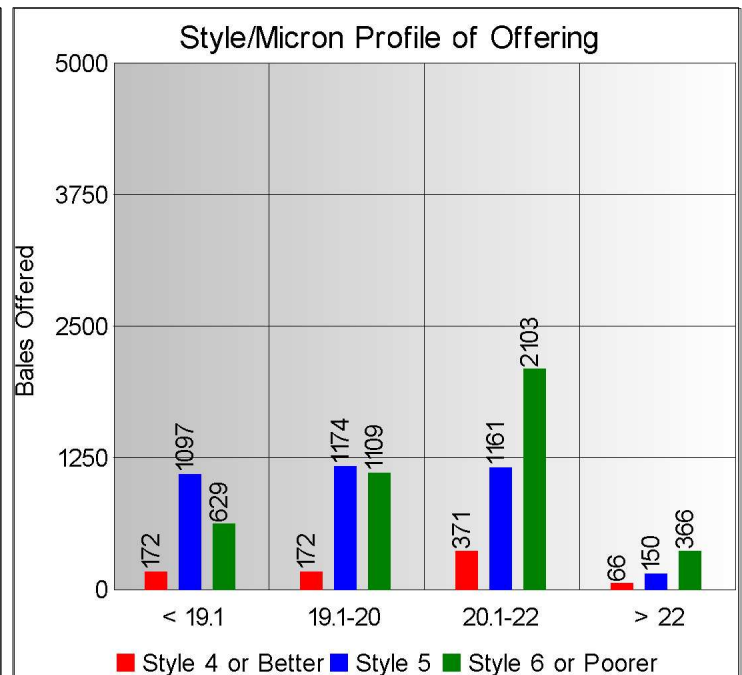
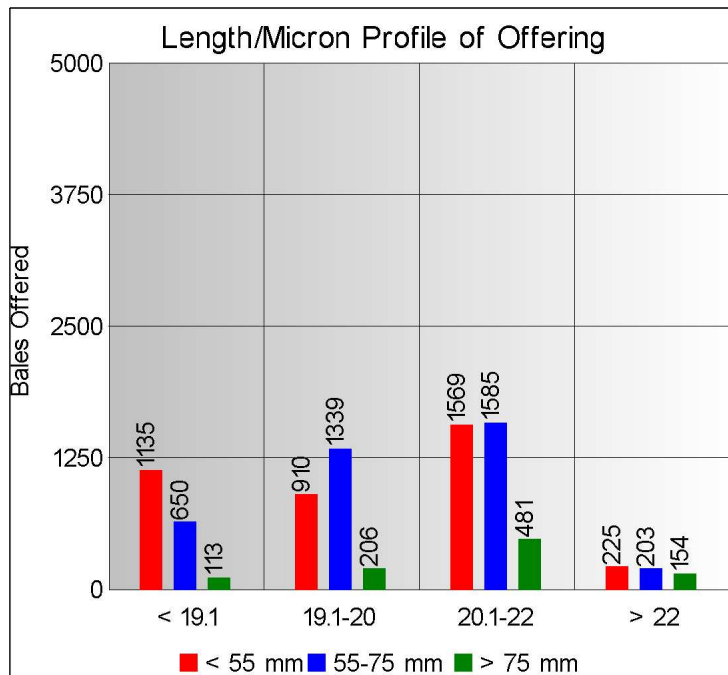
Exchange Rates			
Currency Unit	This Week	Previous Week	% Change
R/USD	12.3246	11.7602	-4.8%
R/Euro	13.0907	13.1152	0.2%
R/AUD	9.3763	9.1910	-2.0%
USD/AUD	0.7605	0.7816	2.7%

Analysis of Offerings by Broker This Week (Bales)

Broker	Merino Fleeces	Merino Bellies	Merino Lambs	Merino Backs	Merino Locks	* Other	Total	% Sold
BKB	3650	576	433	21	363	777	5820	99.6%
CMW	1258	297	317	154	46	678	2750	96.1%
MAS	0	0	0	0	0	0	0	
SBL	0	0	0	0	0	0	0	
VLW	0	0	0	0	0	0	0	
Total	4908	873	750	175	409	1455	8570	98.5%

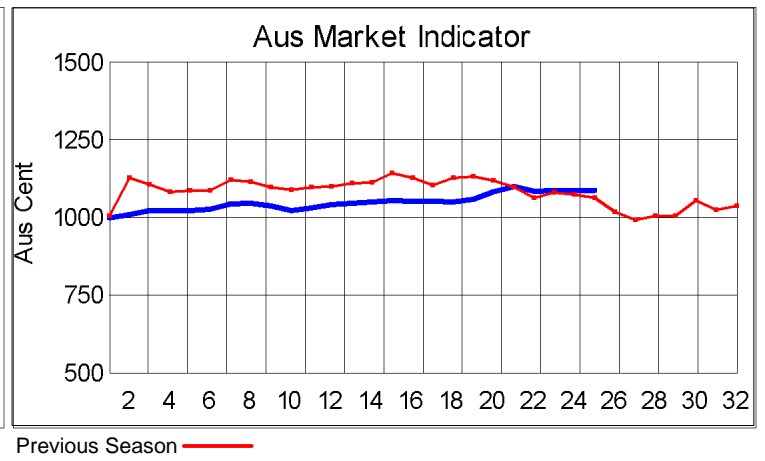
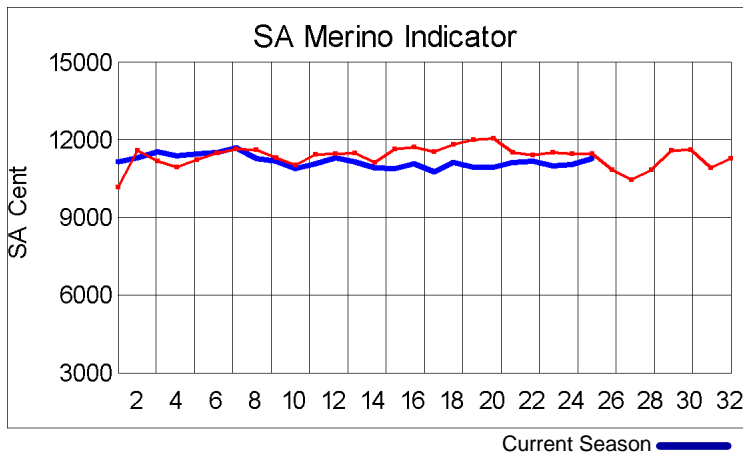
SA Merino Indicator includes Merino types comparable to international indicators.
 ## Cape Wools All Wool Indicator, includes all white wool sold at auction.

* crossbred, coarse and coloured, inferior



Receipts 2014/2015 Season

Season to Date (Kg.) 40,204,353.2 Previous Season to Date 42,408,697.0 Percentage Change: -5.20%



Current Season — Previous Season —

Average Fleece Wool Prices (c/kg. clean)

Spinners and Good Topmaking Styles (AWEX Types MF4 and MF5)

Micron	100+mm	90mm	80mm	70mm	60mm	50mm	40mm	30mm	20mm	10mm
18.0				12600	12064	11637	11082			
18.5				12033	11766	11649	11351			
19.0			11788	11546	11226	11202	11296			
19.5			11279	11197	11084	11039	11239			
20.0			11088	11084	10953	10939	10897			
20.5			11032	11005	10927	10790	10494			
21.0				10993	10768	10525				
21.5			11036	10988	10629					
22.0				10927	10208	9644				
22.5										
23.0										
23.5										
24.0										

* Based on a minimum of 3 lots sold per category

Average Topmaking Styles (AWEX MF6)

Micron	100+mm	90mm	80mm	70mm	60mm	50mm	40mm	30mm	20mm	10mm
18.0										
18.5					11045					
19.0				11430	10768					
19.5				11136	10728	10757				
20.0				10844	10585					
20.5					10887	10305				
21.0										
21.5										
22.0										
22.5										
23.0										
23.5										
24.0										

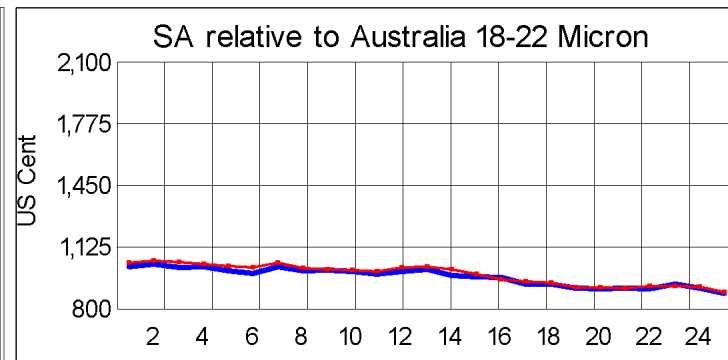
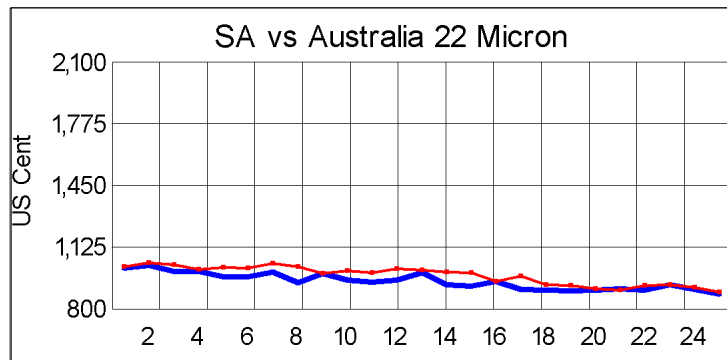
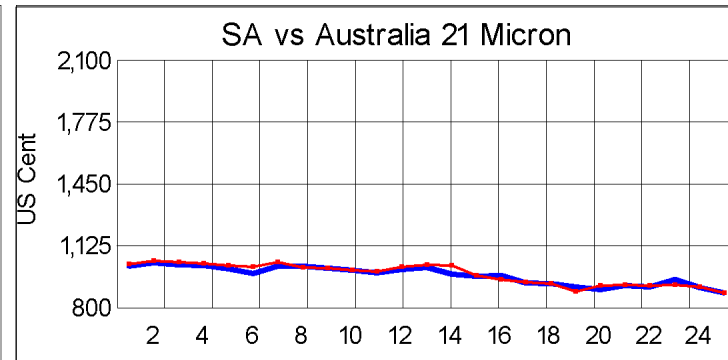
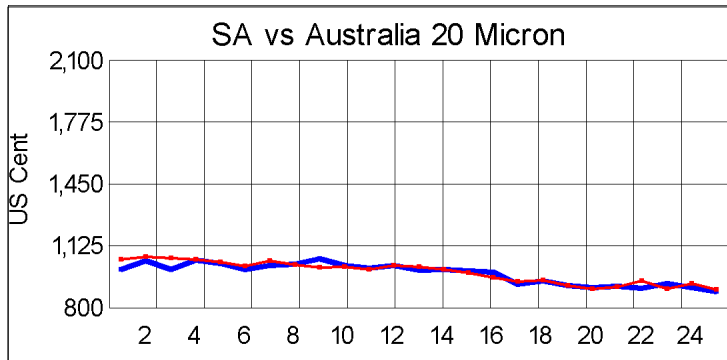
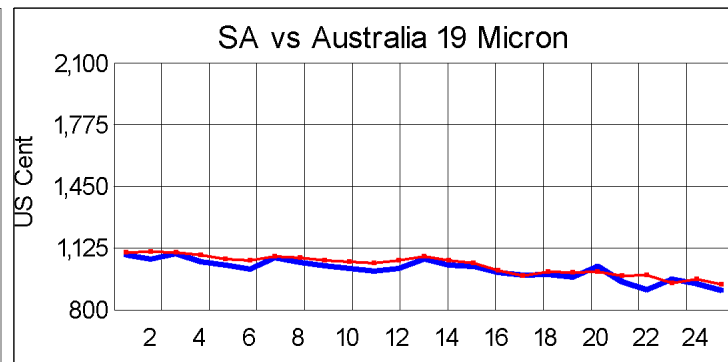
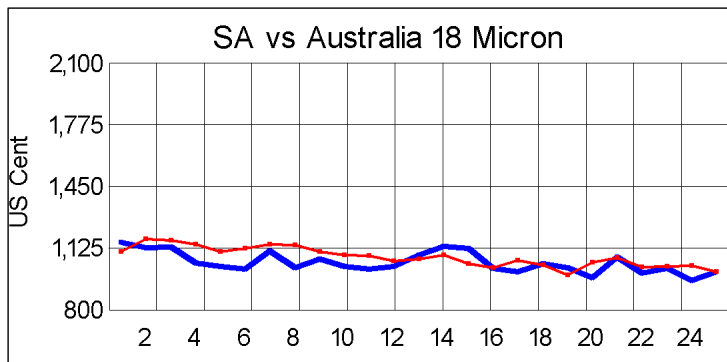
* Based on a minimum of 3 lots sold per category

Other Selected Types/Qualities

Long

Medium

	19μ	20μ	21μ	19μ	20μ	21μ
Good Quality						
Lambswool	11470	10922		11295	10815	
Bellies	10554	10355	10371	10857	10725	
Locks	10468			9830	9615	
Average Quality						
Lambswool	10956	11094		10918	9582	9975
Bellies	10389			10520	9284	8096
Locks		8217		8631	9288	
Inferior Quality						
Fleecewool	10834	10308	9663	11283	9848	9609
Lambswool	9854			11372		
Bellies	8967	9148		9440	9541	10080
Locks	9823			8814	8092	



— SA in USc
— Aus in USc

— SA in USc
— Aus in USc

Market Commentary

RAND BOOSTS WOOL MARKET

Port Elizabeth - The wool market was dearer at this week's sale and the Cape Wools Merino indicator gained 2,1% to close at R112,90/kg (clean). This is 1,1% up compared to the opening sale of this season and 1,7% down compared to the corresponding sale of the previous season. On the Australian market, the indicator decreased with 0,1%. The Cape Wools All-Wool Indicator gained 1,1%.

Buyers commented that the depreciating Rand had offered some relief and compensated for the market decline when measured in US Dollars. All agreed that the offering had been a decent one.

The Rand on the day traded 4,8% weaker at R12,32 against the US dollar, compared with last week's average rate, and strengthened 0,2% against the Euro at R13,09. The offering comprised of 8 694 bales of which 98% was sold. Major traders were Standard Wool SA (2 529), Lempriere SA (2 514), G Modiano SA (1 796) and Stucken & Co (1 277).

The average clean prices for the selection within the different categories good top-making (MF5), long fleeces were as follows: 18 microns were up by 2,7% to close at R123,87/kg, 18,5 microns weakened by 0,5% to R119,95/kg, 19 microns gained 1,9% to close at R115,25/kg, 19,5 microns rose with 3,5% to close at R111,59/kg, 20 microns gained 1,5% to close at R110,81/kg, 20,5 microns increased with 2,3% to close at R109,73/kg, 21 microns gained 2,2% to close at R109,73/kg, 21,5 microns strengthened by 4,5% to R109,73/kg and 22 microns rose with 1,5% to close at R108,58/kg.

The next sale is scheduled for 25 March.