

National Weekly Wool Market Report

Season: 2014/2015

Sale Date: 1 October 2014



CAPE WOOLS SA

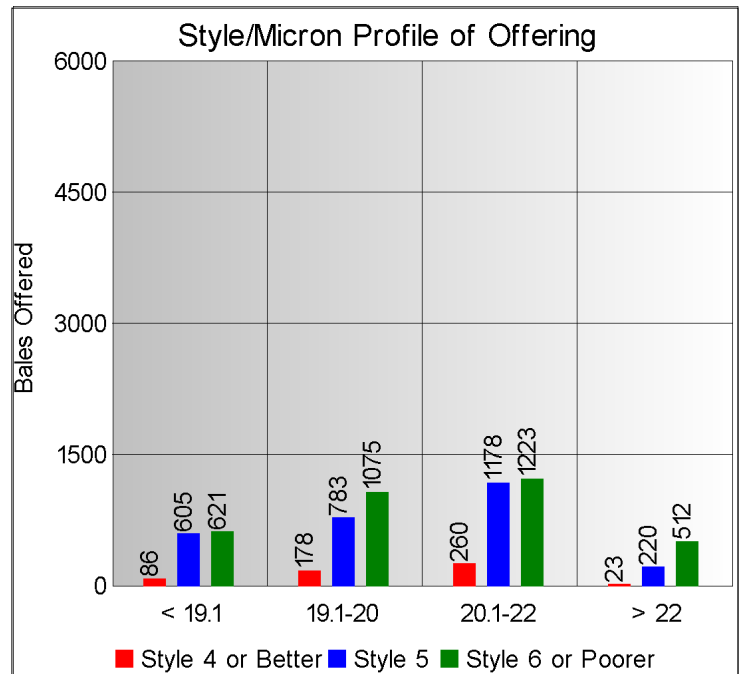
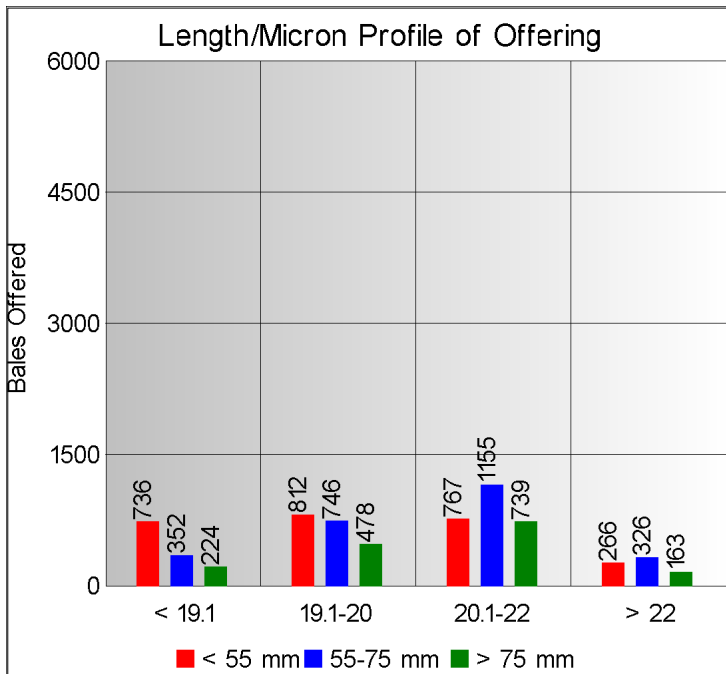
Tel: 27-41-4844301
 Fax: 27-41-4846792
 E-mail: stats@capewools.co.za
 Website: www.capewools.co.za

Market Indicators				Buyers			
Indicator Unit	Current Sale	Last Sale	Change	Company	Bales Purchased This Week	% of Purchases	Total Bales Purchased This Season
SA c/kg	11526	11468	0.5%	Standard Wool SA	2002	29.6%	17974
Ave. to date (14/15)	11405	11381	0.2%	Lempriere SA	1983	29.3%	14243
Ave. to date (13/14)	11119			Stucken & Co	743	11.0%	8090
US c/kg	1020	1033	-1.2%	G Modiano SA	675	10.0%	8315
Euro c/kg	809	802	0.9%	Segard Masurel SA	651	9.6%	4143
AWEX EMI	1029	1023	0.6%	H Dawson Sons & Co	490	7.2%	2028
				New England Wool SA	60	0.9%	1120
				Chargeurs Wool SA	38	0.6%	450
				CMW Operations			59

Exchange Rates			
Currency Unit	This Week	Previous Week	% Change
R/USD	11.2972	11.1015	-1.8%
R/Euro	14.2425	14.2963	0.4%
R/AUD	9.8316	9.8868	0.6%
USD/AUD	0.8704	0.8909	2.3%

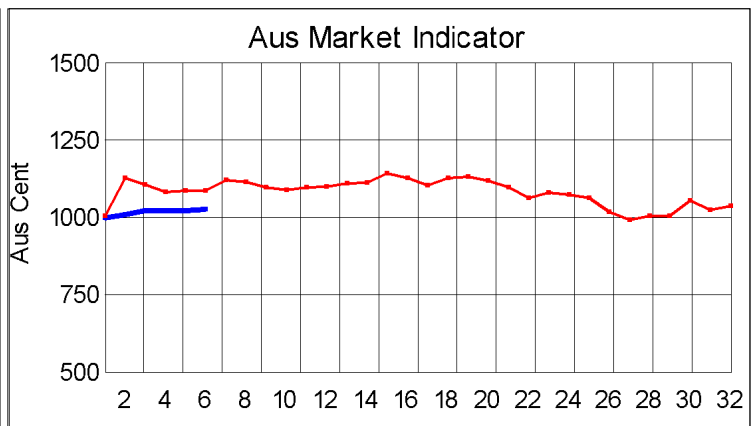
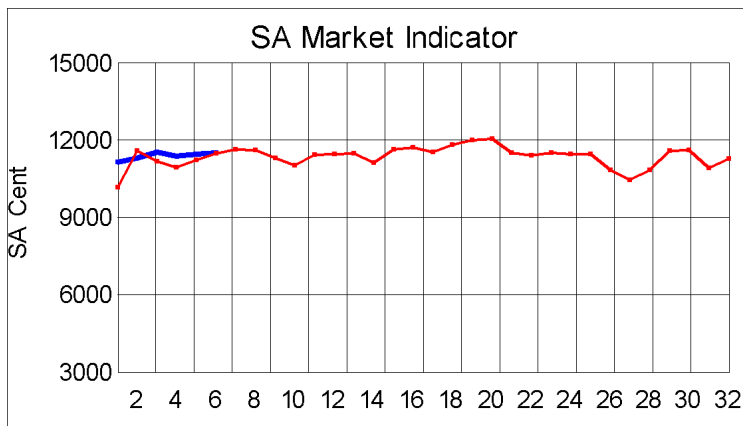
Analysis of Offerings by Broker This Week (Bales)								
Broker	Merino Fleeces	Merino Bellies	Merino Lambs	Merino Backs	Merino Locks	* Other	Total	% Sold
BKB	2132	322	457	271	253	563	3998	98.0%
CMW	1655	209	303	160	124	315	2766	98.5%
MAS	0	0	0	0	0	0	0	
SBL	0	0	0	0	0	0	0	
VLW	0	0	0	0	0	0	0	
Total	3787	531	760	431	377	878	6764	98.2%

* Crossbred types, Coarse and Coloured and Inferior



Receipts 2014/2015 Season

Season to Date (Kg.) 11,209,500.0 Previous Season to Date 11,632,038.5 Percentage Change: -3.63%



Current Season — Previous Season

**Average Fleece Wool Prices (c/kg. clean)
Spinners and Good Topmaking Styles (AWEX Types MF4 and MF5)**

Micron	100+mm	90mm	80mm	70mm	60mm	50mm	40mm	30mm	20mm	10mm
18.0				12934						
18.5		12299	12446	12391	12394	11532				
19.0		11994	12212	11913	11824	11504	10904			
19.5		11845	11745	11697	11578	11257	10860			
20.0		11470	11535	11544	11481	11178	10689			
20.5			11520	11473	11431	11067				
21.0		11421	11439	11443	11383		9769			
21.5		11503	11426	11418		10855				
22.0			11539	11596						
22.5										
23.0										
23.5										
24.0										

* Based on a minimum of 3 lots sold per category

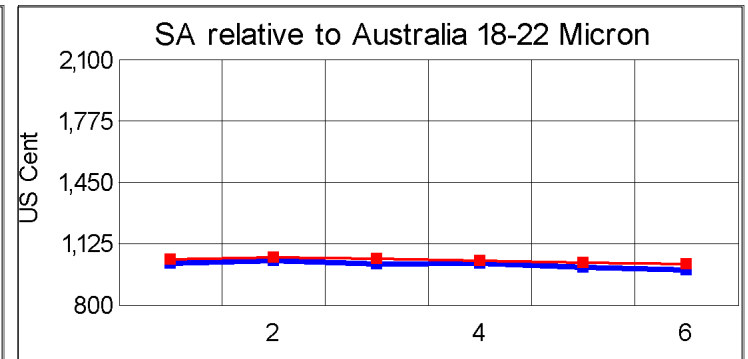
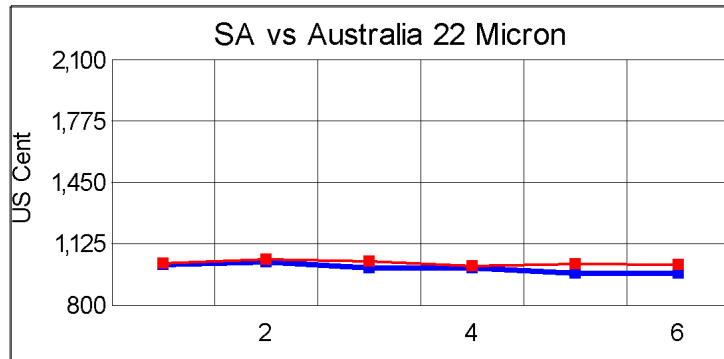
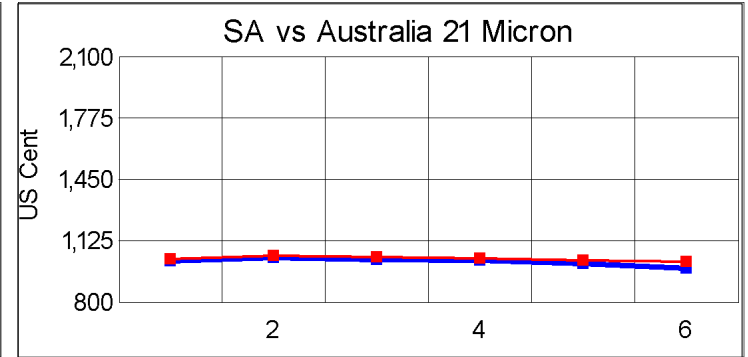
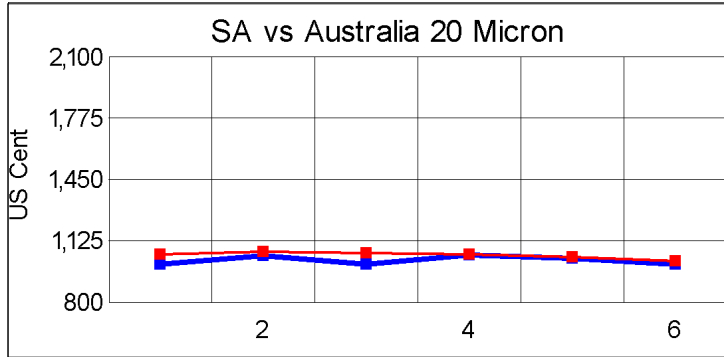
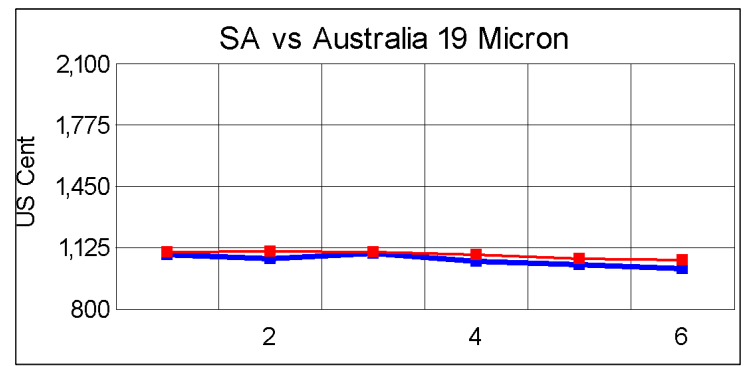
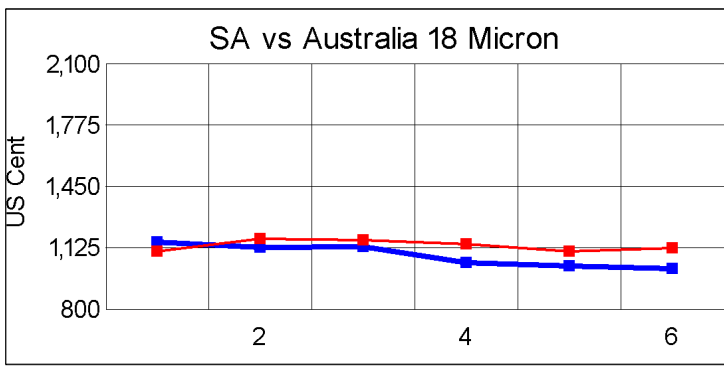
Average Topmaking Styles (AWEX MF6)

Micron	100+mm	90mm	80mm	70mm	60mm	50mm	40mm	30mm	20mm	10mm
18.0										
18.5										
19.0										
19.5				11617		11244				
20.0			11630	11497		11145	10380			
20.5			11452			11063				
21.0					11374					
21.5					11406					
22.0										
22.5										
23.0										
23.5										
24.0										

* Based on a minimum of 3 lots sold per category

Other Selected Types/Qualities

	Long			Medium		
	19μ	20μ	21μ	19μ	20μ	21μ
Good Quality						
Lambswool	11865	11567		11319	9562	
Bellies					11070	
Locks				9325	9605	8019
Average Quality						
Lambswool	11132	11390	11590	10757	9215	9143
Bellies	11120	10672	10946	10565	10370	10275
Locks	8570			9026	8785	
Inferior Quality						
Fleecewool	11428	11257	10908		10526	
Lambswool				11289		10456
Bellies	10984	9506		10234	9574	8012
Locks		8233		8430	7775	7618



— SA in USc
— Aus in USc

— SA in USc
— Aus in USc

Market Commentary

SOUND WOOL MARKET BENEFITS FROM WEAK RAND

Port Elizabeth - The weaker rand supported the market at this week's sale and the Cape Wools Merino indicator gained 0,5% to close at R115,26/kg (clean). This is 3,3% higher compared to the opening sale of this season and 0,1% up compared to the corresponding sale of the previous season.

Solid demand for good quality wool underscored the market, however a smaller offering with a substantial percentage of lower grade wool put prices under pressure. 18 Micron long fleece wools posted the greatest increase of 2,3%.

The rand on the day traded 1,8% weaker at R11,30 against the US dollar, compared with last week's average rate, and at R14,24, it had appreciated by 0,4% against the euro. The sale resulted in a 98% clearance of the 6 764 bales on offer. The most active traders were Standard Wool SA (2 002) and Lempriere SA (1 983).

The average clean prices for the selection within the different categories good top-making (MF5), long fleeces were as follows: 18 microns were up by 2,3% to close at R126,94/kg, 18,5 microns strengthened by 0,8% to R123,31/kg, 19 microns gained 1,5% to close at R119,92/kg, 19,5 microns rose with 0,8% to close at R116,78/kg, 20 microns lost 0,1% to close at R115,21/kg, 20,5 microns were unchanged at R114,51/kg, 21 microns gained 0,6% to close at R114,51/kg, 21,5 microns strengthened by 0,5% to R114,39/kg and 22 microns rose with 0,7% to close at R114,39/kg.

Approximately 8 400 bales will be on offer at the next sale scheduled for 8 October