

National Weekly Wool Market Report

Season: 2014/2015

Sale Date: 23 September 2014



CAPE WOOLS SA

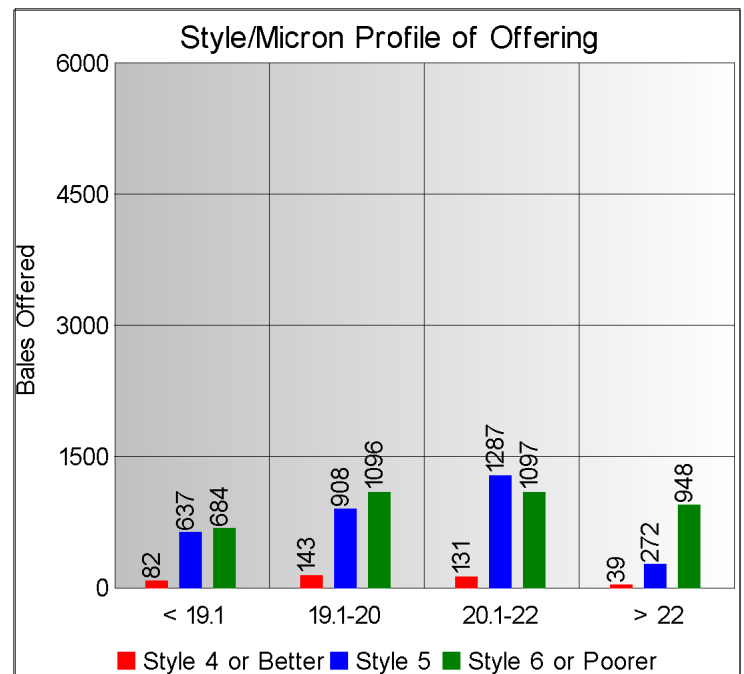
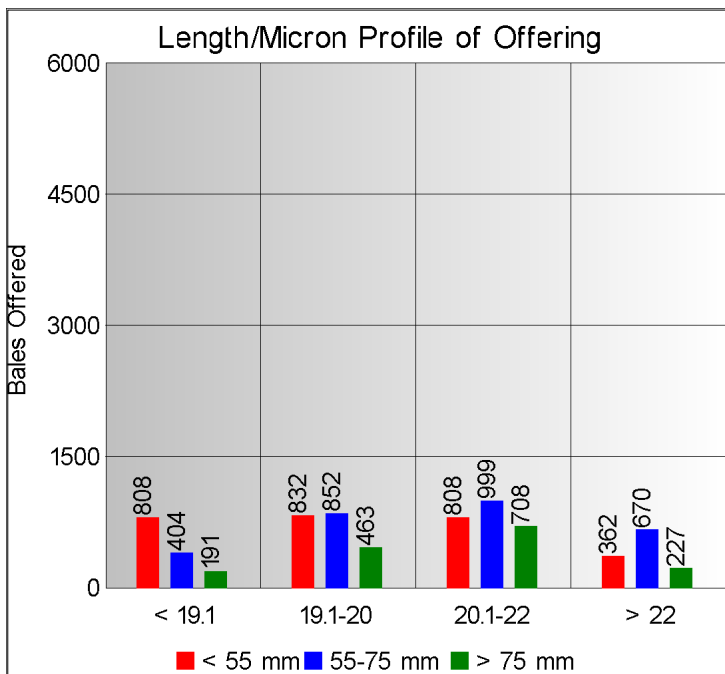
Tel: 27-41-4844301
 Fax: 27-41-4846792
 E-mail: stats@capewools.co.za
 Website: www.capewools.co.za

Market Indicators				Buyers			
Indicator Unit	Current Sale	Last Sale	Change	Company	Bales Purchased This Week	% of Purchases	Total Bales Purchased This Season
SA c/kg	11468	11397	0.6%	Lempriere SA	2290	31.3%	12267
Ave. to date (14/15)	11381	11359	0.2%	Standard Wool SA	2029	27.7%	16044
Ave. to date (13/14)	11040			G Modiano SA	1033	14.1%	7658
US c/kg	1033	1044	-1.0%	Segard Masurel SA	669	9.1%	3493
Euro c/kg	802	806	-0.5%	Stucken & Co	565	7.7%	7351
AWEX EMI	1023	1023	0.0%	H Dawson Sons & Co	310	4.2%	1593
Exchange Rates				New England Wool SA	101	1.4%	1060
Currency Unit	This Week	Previous Week	% Change	Chargeurs Wool SA	92	1.3%	412
R/USD	11.1015	10.9182	-1.7%	CMW Operations			4
R/Euro	14.2963	14.1430	-1.1%				
R/AUD	9.8868	9.8997	0.1%				
USD/AUD	0.8909	0.9069	1.8%				

Analysis of Offerings by Broker This Week (Bales)

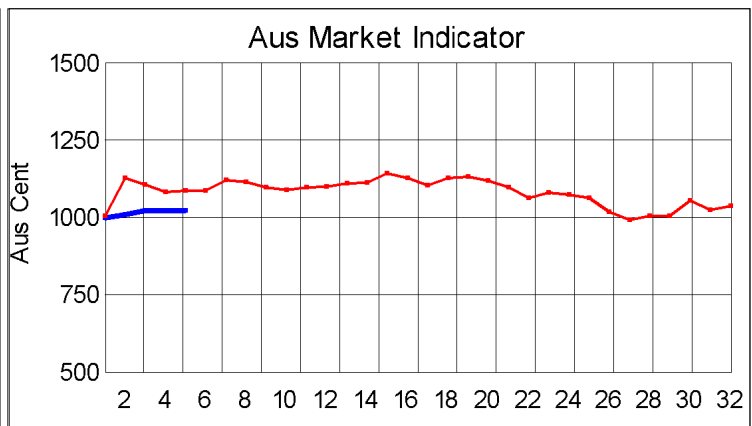
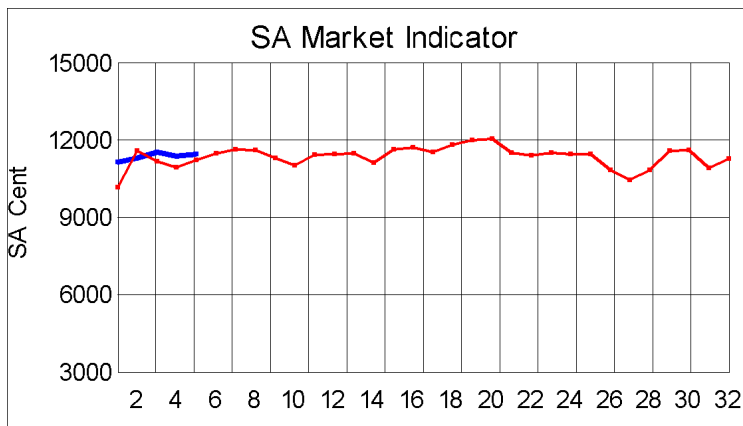
Broker	Merino Fleeces	Merino Bellies	Merino Lambs	Merino Backs	Merino Locks	* Other	Total	% Sold
BKB	2063	284	319	203	307	584	3760	98.1%
CMW	1132	158	208	136	178	214	2026	97.4%
JLW	74	6	10	13	9	18	130	99.2%
MAS	403	40	73	21	40	207	784	90.1%
SBL	88	12	18	10	11	32	171	94.7%
VLW	308	24	41	29	15	36	453	94.9%
Total	4068	524	669	412	560	1091	7324	96.8%

* Crossbred types, Coarse and Coloured and Inferior



Receipts 2014/2015 Season

Season to Date (Kg.) 9,154,753.4 Previous Season to Date 9,752,925.5 Percentage Change: -6.13%



Current Season — Previous Season

Average Fleece Wool Prices (c/kg. clean)
Spinners and Good Topmaking Styles (AWEX Types MF4 and MF5)

Micron	100+mm	90mm	80mm	70mm	60mm	50mm	40mm	30mm	20mm	10mm
18.0										
18.5			12324	12411	12164	11488	10947			
19.0			12065	11846	11723	11294	11035	9473		
19.5		11744	11659	11663	11454	11371	10458			
20.0		11561	11593	11549	11428	11101	10580			
20.5		11507	11480	11500	11427	11004	10275			
21.0			11443	11397	11321	11063				
21.5		11410	11355	11393						
22.0			11413	11522						
22.5		11382								
23.0										
23.5										
24.0										

* Based on a minimum of 3 lots sold per category

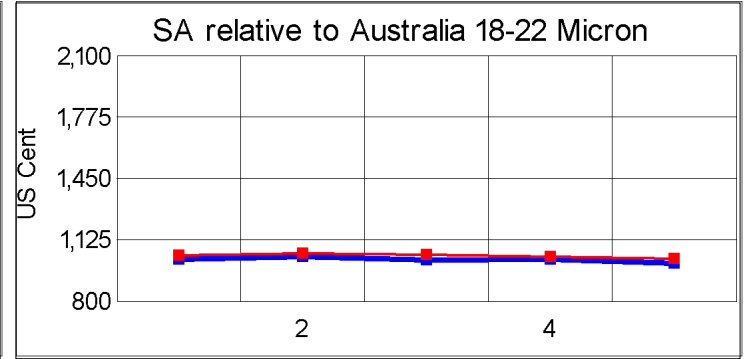
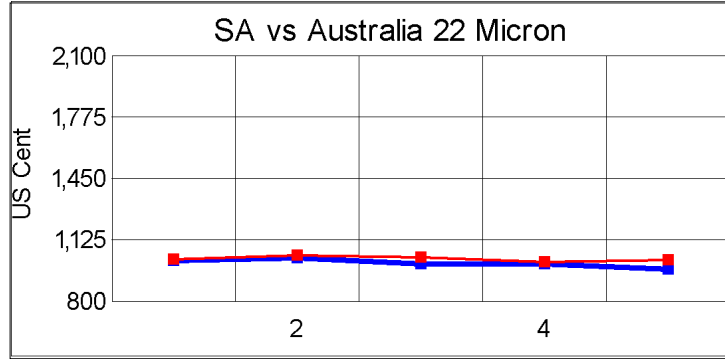
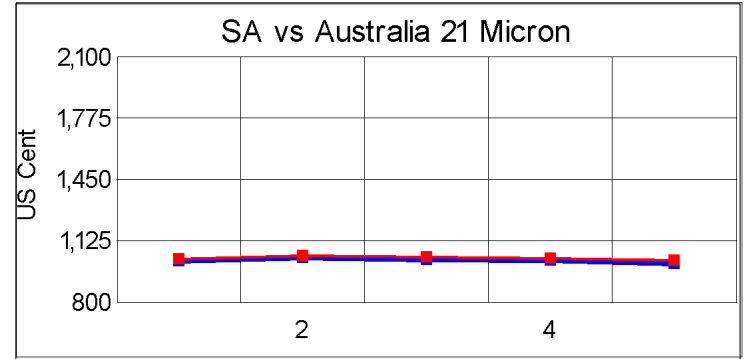
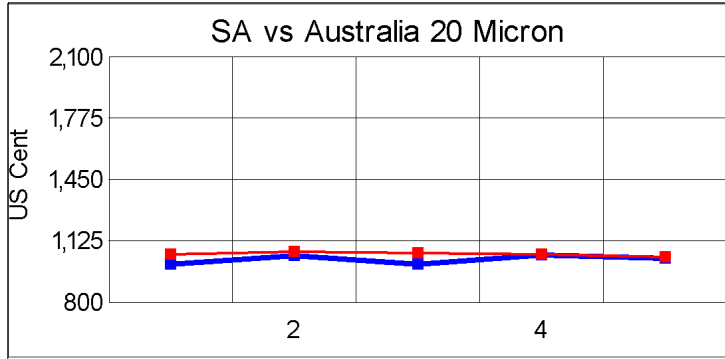
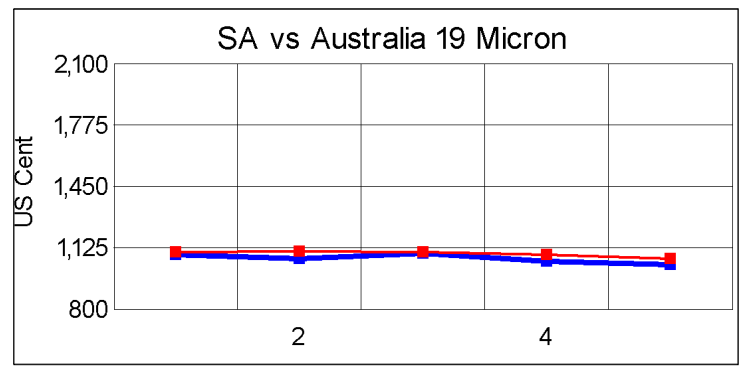
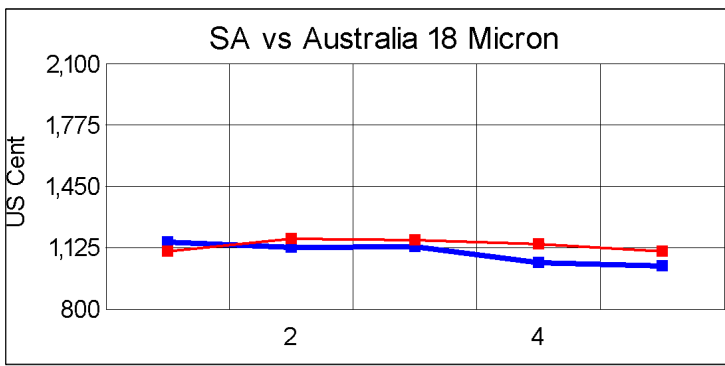
Average Topmaking Styles (AWEX MF6)

Micron	100+mm	90mm	80mm	70mm	60mm	50mm	40mm	30mm	20mm	10mm
18.0										
18.5										
19.0										
19.5				11476						
20.0				11436	11303					
20.5				11274	11322	10821				
21.0			11364		11020	10633				
21.5				11336	11177	10139				
22.0					11070					
22.5										
23.0										
23.5										
24.0										

* Based on a minimum of 3 lots sold per category

Other Selected Types/Qualities

	Long			Medium		
	19μ	20μ	21μ	19μ	20μ	21μ
Good Quality						
Lambswool	12123	11540		11143		9642
Bellies						
Locks	9233	9532		9183	8973	8006
Average Quality						
Lambswool	11713	11240		10168	10577	10783
Bellies	10349	10770		10282	10138	10245
Locks		7333	8129	8569	8644	
Inferior Quality						
Fleecewool	11237	11129	10704	10628	10676	10866
Lambswool	11244	10589	10567	9275	10429	10429
Bellies	10423	10122	10108	9528	9886	9861
Locks	7264	7396		7367	7444	7295



— SA in USc
— Aus in USc

— SA in USc
— Aus in USc

Market Commentary

WOOL PRICE LEVELS SUSTAINED

Port Elizabeth - The wool market maintained its recent gains and the Cape Wools Merino indicator closed the day up by a marginal 0,6% at R114,68/kg (clean). This is 2,7% higher compared to the opening sale of this season and 2,0% up compared to the corresponding sale of the previous season.

Traders commented that the weaker rand had propped up the local market however in hard currency the market remained subdued due to poorer demand from China. They described this week's offering as small and of poor quality and expect next week's selection to be similar.

The rand of the day traded 1,7% weaker at R11,10 against the US dollar, compared with last week's average rate, and weakened 1,1% against the euro at R14,30. The sale resulted in a 97% clearance of the 7 324 bales on offer. The most active traders were Lempriere SA (2 290), Standard Wool SA (2 029) and G Modiano SA (1 033).

The average clean prices for the selection within the different categories good top-making (MF5), long fleeces were as follows: 18 microns were down by 0,8% to close at R124,10/kg, 18,5 microns weakened by 1,0% to R122,29/kg, 19 microns shed 0,4% to close at R118,15/kg, 19,5 microns dropped with 0,5% to close at R115,82/kg, 20 microns gained 0,2% to close at R115,32/kg, 20,5 microns increased with 0,4% to close at R114,48/kg, 21 microns gained 0,9% to close at R113,81/kg, 21,5 microns strengthened by 1,5% to R113,81/kg and 22 microns rose with 2,5% to close at R113,64/kg.

Approximately 6 700 bales will be on offer at the next sale scheduled for 1 October.