

National Weekly Wool Market Report

Season: 2014/2015

Sale Date: 17 September 2014



CAPE WOOLS SA

Tel: 27-41-4844301

Fax: 27-41-4846792

E-mail: stats@capewools.co.za

Website: www.capewools.co.za

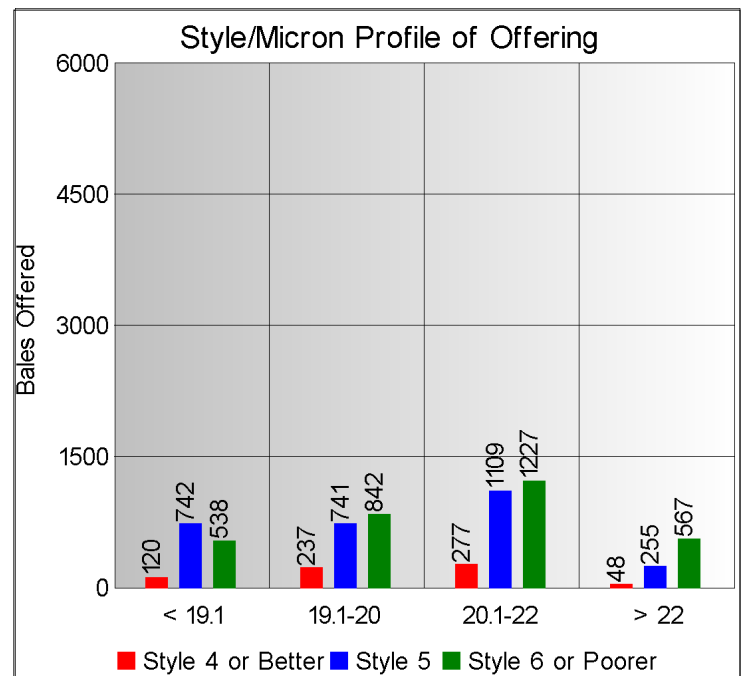
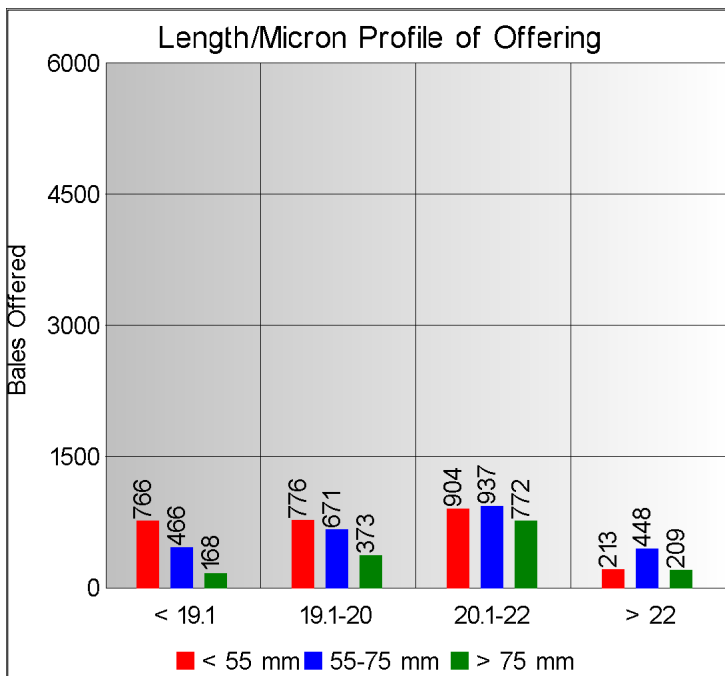
Market Indicators				Buyers			
Indicator Unit	Current Sale	Last Sale	Change	Company	Bales Purchased This Week	% of Purchases	Total Bales Purchased This Season
SA c/kg	11397	11544	-1.3%	Lempriere SA	2183	32.6%	9939
Ave. to date (14/15)	11359	11346	0.1%	Standard Wool SA	1761	26.3%	14008
Ave. to date (13/14)	10990			G Modiano SA	940	14.0%	6625
US c/kg	1044	1052	-0.8%	Stucken & Co	801	12.0%	6786
Euro c/kg	806	814	-1.0%	Segard Masurel SA	634	9.5%	2824
AWEX EMI	1023	1023	0.0%	H Dawson Sons & Co	106	1.6%	1260
				New England Wool SA	82	1.2%	959
				CMW Operations			
				Chargeurs Wool SA			320

Exchange Rates			
Currency Unit	This Week	Previous Week	% Change
R/USD	10.9182	10.9699	0.5%
R/Euro	14.1430	14.1895	0.3%
R/AUD	9.8997	10.0230	1.2%
USD/AUD	0.9069	0.9134	0.7%

Analysis of Offerings by Broker This Week (Bales)

Broker	Merino Fleeces	Merino Bellies	Merino Lambs	Merino Backs	Merino Locks	* Other	Total	% Sold
BKB	2438	350	492	264	413	548	4505	97.7%
CMW	1222	194	203	114	173	292	2198	95.9%
MAS	0	0	0	0	0	0	0	
SBL	0	0	0	0	0	0	0	
VLW	0	0	0	0	0	0	0	
Total	3660	544	695	378	586	840	6703	97.1%

* Crossbred types, Coarse and Coloured and Inferior



Receipts 2014/2015 Season

Season to Date (Kg.)

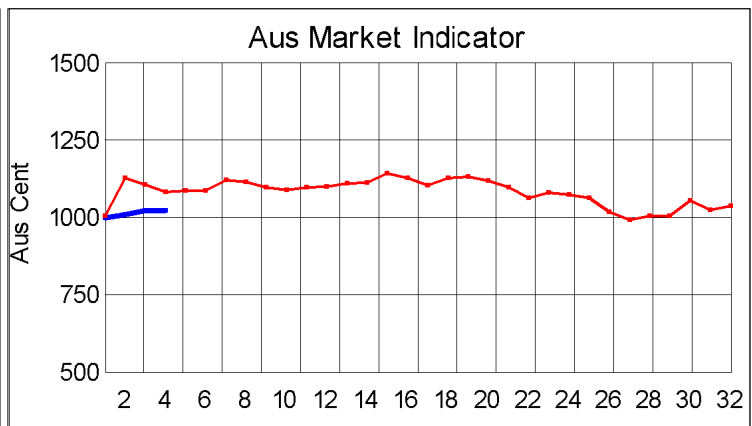
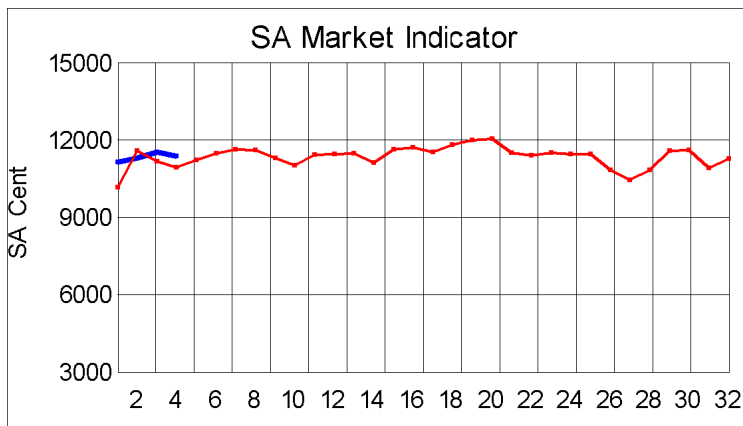
8,122,660.9

Previous Season to Date

8,565,087.7

Percentage Change:

-5.17%



Current Season — Previous Season

**Average Fleece Wool Prices (c/kg. clean)
Spinners and Good Topmaking Styles (AWEX Types MF4 and MF5)**

Micron	100+mm	90mm	80mm	70mm	60mm	50mm	40mm	30mm	20mm	10mm
18.0			12638	12686			11103			
18.5				12502		11553	11012			
19.0			11954	11824	11608	11093	10971			
19.5			11747	11648	11510	11332				
20.0			11499	11481	11350		10532			
20.5		11466	11422	11400	11298	10977				
21.0		11292	11380	11347	11189		9960			
21.5			11291	11259			9899			
22.0				11190						
22.5				10999						
23.0										
23.5				10919						
24.0										

* Based on a minimum of 3 lots sold per category

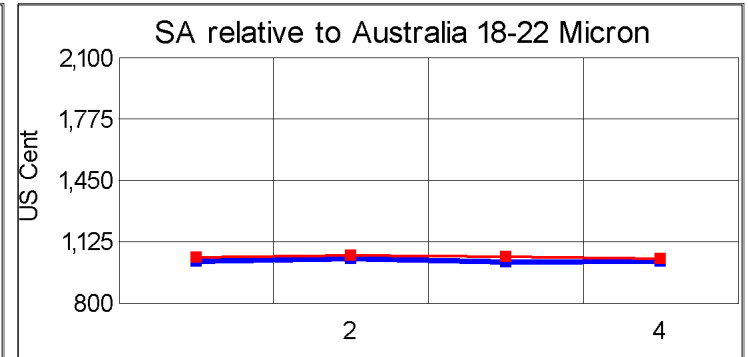
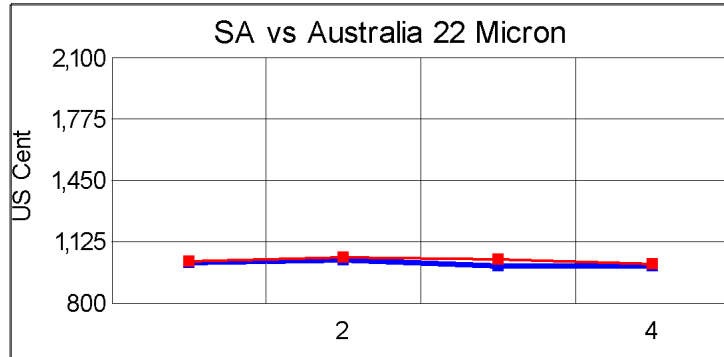
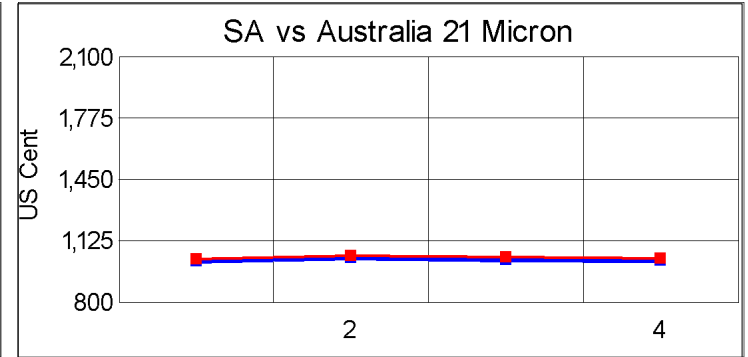
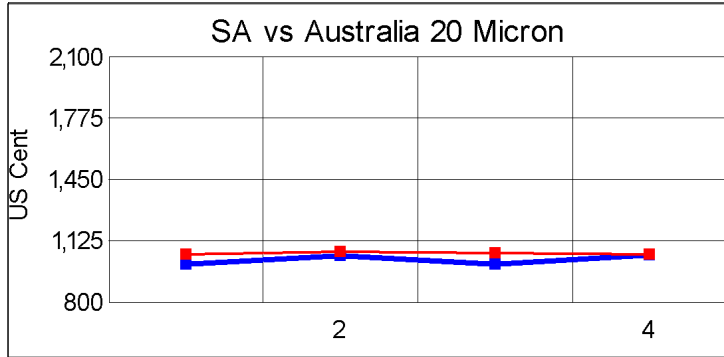
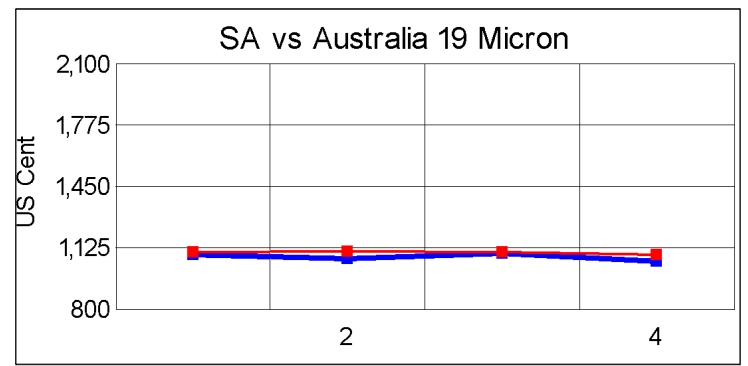
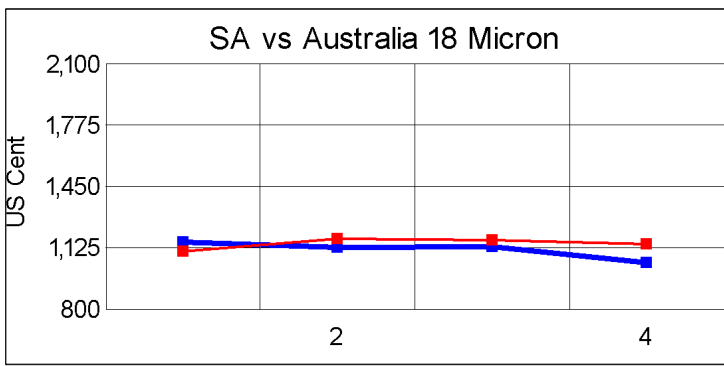
Average Topmaking Styles (AWEX MF6)

Micron	100+mm	90mm	80mm	70mm	60mm	50mm	40mm	30mm	20mm	10mm
18.0										
18.5										
19.0										
19.5				11371						
20.0										
20.5			11338							
21.0			11221							
21.5										
22.0			10688							
22.5										
23.0										
23.5										
24.0										

* Based on a minimum of 3 lots sold per category

Other Selected Types/Qualities

	Long			Medium		
	19μ	20μ	21μ	19μ	20μ	21μ
Good Quality						
Lambswool	12057	11519	11315	11158	10901	9642
Bellies	11072			10411		
Locks				8934	8194	7396
Average Quality						
Lambswool	11780	10782	11286	10676	10820	8676
Bellies	10968	10785	10785	10439	10430	9585
Locks				8185	8136	
Inferior Quality						
Fleecewool	11272	11000	10932	10788		
Lambswool	11096			10737		
Bellies				9643	9420	8966
Locks	7659	8331		7338	7186	6967



— SA in USc
— Aus in USc

— SA in USc
— Aus in USc

Market Commentary

WOOL MARKET REMAINS FIRM

Port Elizabeth - The wool market receded slightly at this week's sale and the Cape Wools' Merino indicator shed 1,3% to close the day at R113,97/kg (clean). This is still 2,1% above the opening sale and is up 4,0% on the corresponding sale of the previous season.

The market was indecisive and buyers attributed the mediocre performance to the limited offering and a shortage of better quality wools on offer. Poorer quality tender wools were most affected in the wake of the lacklustre demand.

The rand had little influence on the market and at R10,92, it was 0,5% stronger against the US dollar compared with last week's average rate. At R14,14, it had gained 0,3% on average of its value against the euro. It was a fairly small offering with 6 703 bales of which 97% was sold. The most active traders were Lempriere SA (2 183) and Standard Wool SA (1 761).

The average clean prices for the selection within the different categories good top-making (MF5), long fleeces were as follows: 18 microns were down by 2,3% to close at R125,07/kg, 18,5 microns weakened by 0,4% to R123,51/kg, 19 microns shed 2,1% to close at R118,61/kg, 19,5 microns dropped with 1,7% to close at R116,44/kg, 20 microns lost 1,0% to close at R115,08/kg, 20,5 microns decreased with 0,9% to close at R114,05/kg, 21 microns declined 1,1% to close at R112,82/kg, 21,5 microns weakened by 1,2% to R112,15/kg and 22 microns dropped with 1,9% to close at R110,83/kg.

Approximately 7 200 bales will be on offer at the next sale scheduled for 23 September.