

National Weekly Wool Market Report

Season: 2014/2015

Sale Date: 19&20 August 2014



CAPE WOOLS SA

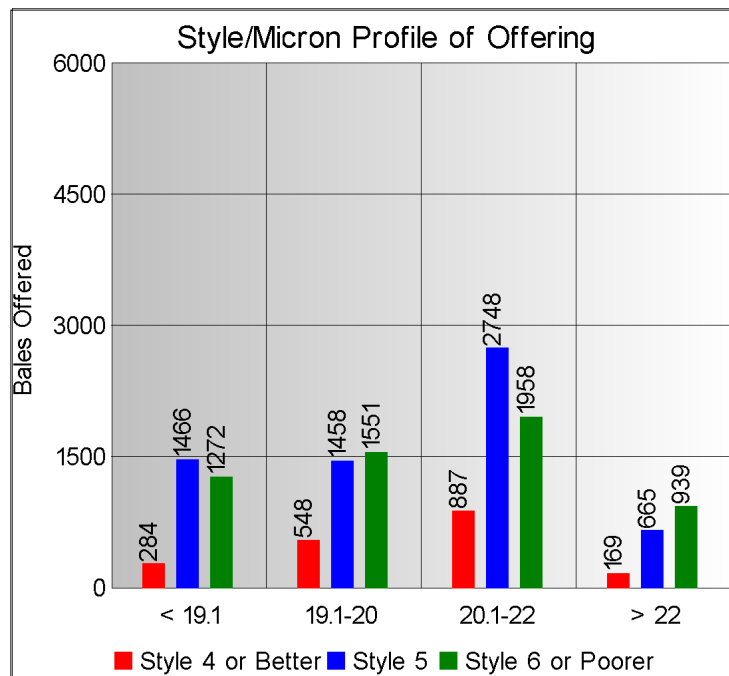
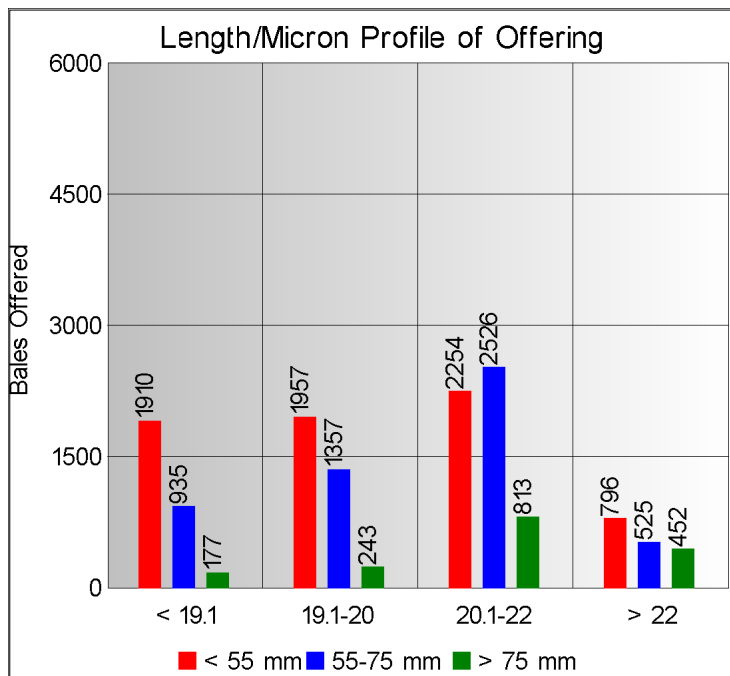
Tel: 27-41-4844301
 Fax: 27-41-4846792
 E-mail: stats@capewools.co.za
 Website: www.capewools.co.za

Market Indicators				Buyers			
Indicator Unit	Current Sale	Last Sale	Change	Company	Bales Purchased This Week	% of Purchases	Total Bales Purchased This Season
SA c/kg	11163	11291	-1.1%	Standard Wool SA	4794	34.4%	4794
Ave. to date (14/15)	11163	11374	-1.9%	Lempriere SA	2707	19.4%	2707
Ave. to date (13/14)	10196			G Modiano SA	2570	18.4%	2570
US c/kg	1047	1050	-0.3%	Stucken & Co	1872	13.4%	1872
Euro c/kg	788	771	2.1%	Segard Masurel SA	682	4.9%	682
AWEX EMI	1001	1038	-3.6%	New England Wool SA	677	4.9%	677
Exchange Rates				H Dawson Sons & Co	198	1.4%	198
Currency Unit	This Week	Previous Week	% Change	Chargeurs Wool SA	90	0.7%	90
R/USD	10.6626	10.7540	0.8%	CMW Operations			
R/Euro	14.1740	14.6430	3.2%				
R/AUD	9.9039	9.9706	0.7%				
USD/AUD	0.9286	0.9271	-0.2%				

Analysis of Offerings by Broker This Week (Bales)

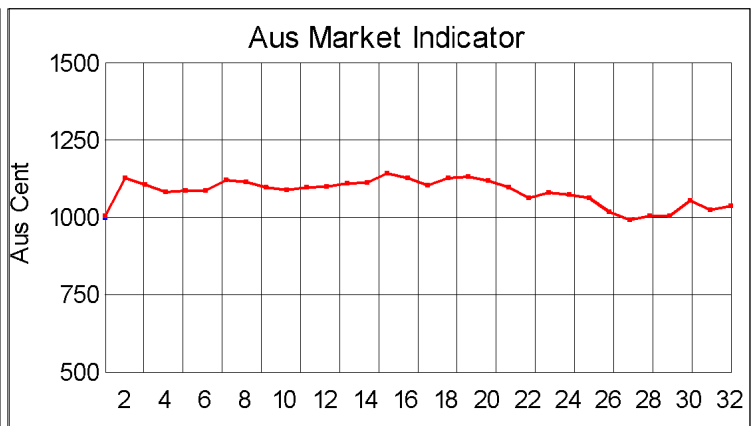
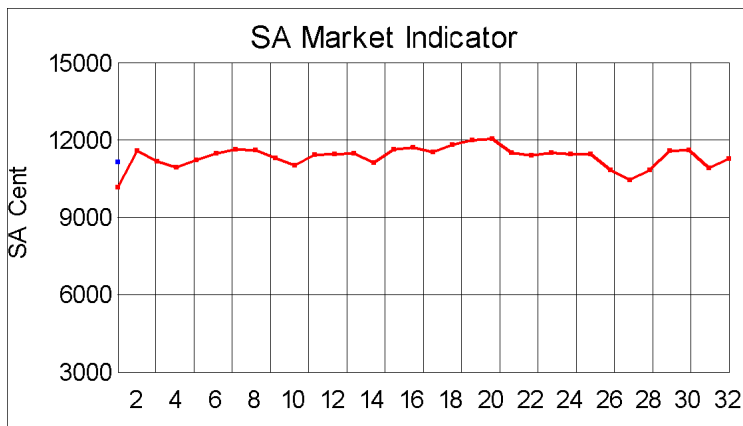
Broker	Merino Fleeces	Merino Bellies	Merino Lambs	Merino Backs	Merino Locks	* Other	Total	% Sold
BKB	3977	534	735	225	567	1240	7278	97.9%
CMW	2172	340	451	157	271	595	3986	96.3%
JLW	62	8	10	2	5	12	99	100.0%
MAS	974	97	145	75	147	270	1708	99.5%
SBL	227	43	47	32	37	88	474	97.7%
VLW	192	25	45	16	21	101	400	92.8%
Total	7604	1047	1433	507	1048	2306	13945	97.5%

* Crossbred types, Coarse and Coloured and Inferior



Receipts 2014/2015 Season

Season to Date (Kg.) 4,194,043.2 Previous Season to Date 3,967,030.3 Percentage Change: 5.72%



Current Season — Previous Season

**Average Fleece Wool Prices (c/kg. clean)
Spinners and Good Topmaking Styles (AWEX Types MF4 and MF5)**

Micron	100+mm	90mm	80mm	70mm	60mm	50mm	40mm	30mm	20mm	10mm
18.0				12149	12073	11599	10683			
18.5		12015	12025	11858	11715	11581	10478			
19.0		11701	11732	11901	11549	11054	10169	9180		
19.5			11708	11533	11190	10864	10101			
20.0			11305	11212	11129	10974	9704			
20.5		11291	11208	11102	10956	10779	9724			
21.0			11168	11024	10921	10747	9900			
21.5			11091	10950	10878	10757	9853			
22.0		11162	10853	10958	10809	10275				
22.5			10878	10865	10833	10516	8376			
23.0				10842	10750					
23.5				10747						
24.0										

* Based on a minimum of 3 lots sold per category

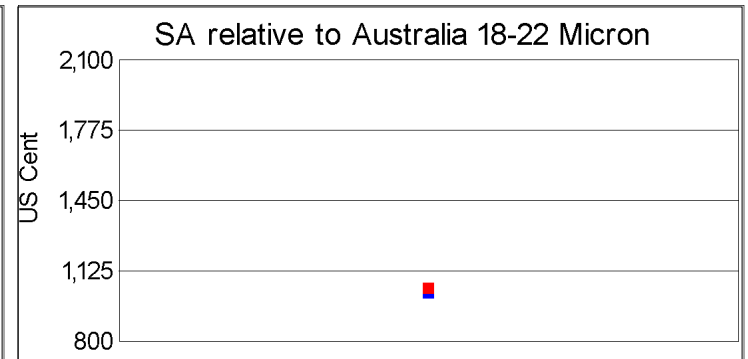


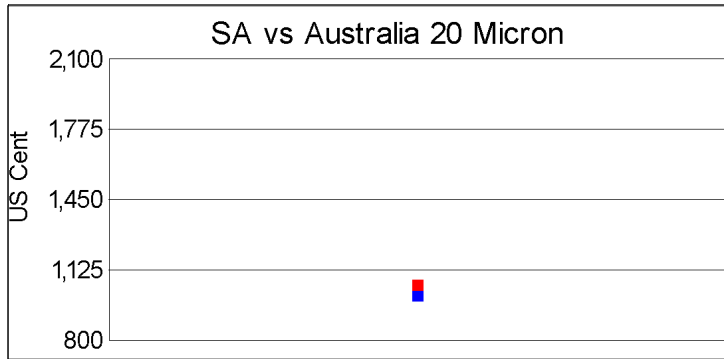
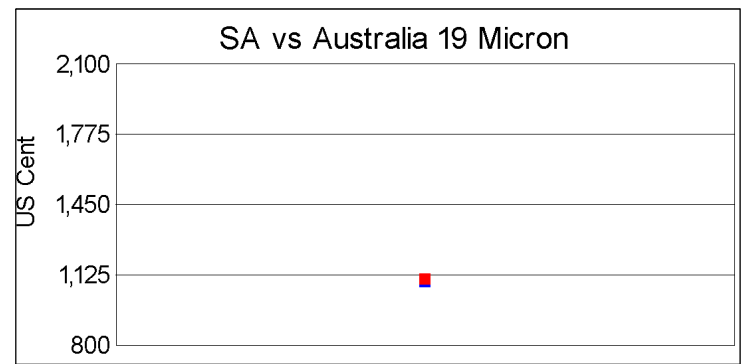

Average Topmaking Styles (AWEX MF6)

Micron	100+mm	90mm	80mm	70mm	60mm	50mm	40mm	30mm	20mm	10mm
18.0										
18.5										
19.0								10361		
19.5					11282	10322	9576			
20.0						9864	9265			
20.5				10834	10556	10242	8871			
21.0					10669	10622	9059			
21.5					10813					
22.0						9780				
22.5										
23.0										
23.5										
24.0										

* Based on a minimum of 3 lots sold per category

Other Selected Types/Qualities

	Long			Medium		
	19μ	20μ	21μ	19μ	20μ	21μ
Good Quality						
Lambswool	11677	11256	10793	10729	10566	10759
Bellies	11019			10645	10629	
Locks				8231	7775	
Average Quality						
Lambswool	11069	11034	10199	9926	9752	9723
Bellies	10811	8222		10123	10096	8327
Locks				8499	6903	3480
Inferior Quality						
Fleecewool	10904	10713	10437	10178	10243	9961
Lambswool	10727	10678	9786		10005	7860
Bellies		10840		9244	9100	
Locks				6648	6958	6028



SA in USc
Aus in USc

SA in USc
Aus in USc

Market Commentary

WOOL MARKET PERFORMS WELL, PRICES SLIGHTLY SOFTER

Port Elizabeth - The wool market got off on a good start to the new wool selling season and Cape Wools' Merino indicator closed the day at R111,63/kg (clean), which is 1,1% down on the closing sale of the previous season. This is an increase of 9,5% on the corresponding sale of the previous season. Similar market conditions prevailed at the Australian market where the indicator dropped with 3,6%.

Traders reported a hesitancy among Chinese buyers which resulted in prices easing at this week's sale. On a positive note, good quality fine wools were keenly sought after due to firm demand from Europe, while high mid-break wools were discounted.

The rand at R10,66 traded 0,8% stronger against the dollar compared with last week's average rate. At R14,17 it had gained 3,2% on average against the euro. The sale resulted in a 98% clearance of the 13 945 bales on offer. Most active traders were Standard Wool SA (4 794), Lempriere SA (2 707), G Modiano SA (2 570) and Stucken & Co (1 872).

The average clean prices for the selection within the different categories good top-making (MF5), long fleeces were as follows: 18 microns were up by 1,2% to close at R120,91/kg, 18,5 microns remained unchanged at R119,41/kg, 19 microns shed 0,2% to close at R117,91/kg, 19,5 microns dropped by 2,0% to close at R114,81/kg, 20 microns lost 1,6% to close at R112,08/kg, 20,5 microns decreased with 2,7% to close at R110,93/kg, 21 microns shed 3,0% to close at R110,26/kg, 21,5 microns decreased with 3,1% to close at R109,70/kg and 22 microns lost 3,8 % to close at R108,95/kg.

The next sale is scheduled for 3 September