

# National Weekly Wool Market Report

Season: 2014/2015

Sale Date: 9 & 10 September 2014



CAPE WOOLS SA

Tel: 27-41-4844301

Fax: 27-41-4846792

E-mail: stats@capewools.co.za

Website: www.capewools.co.za

Market Indicators				Buyers			
Indicator Unit	Current Sale	Last Sale	Change	Company	Bales Purchased This Week	% of Purchases	Total Bales Purchased This Season
SA c/kg	11544	11332	1.9%	Standard Wool SA	3358	34.5%	12247
Ave. to date (14/15)	11346	11248	0.9%	Lempriere SA	1696	17.4%	7756
Ave. to date (13/14)	10999			G Modiano SA	1468	15.1%	5685
US c/kg	1052	1060	-0.7%	Stucken & Co	1447	14.9%	5985
Euro c/kg	814	806	0.9%	Segard Masurel SA	781	8.0%	2190
AWEX EMI	1023	1011	1.2%	H Dawson Sons & Co	503	5.2%	1154
				Chargeurs Wool SA	134	1.4%	320
				New England Wool SA	96	1.0%	877
				CMW Operations			

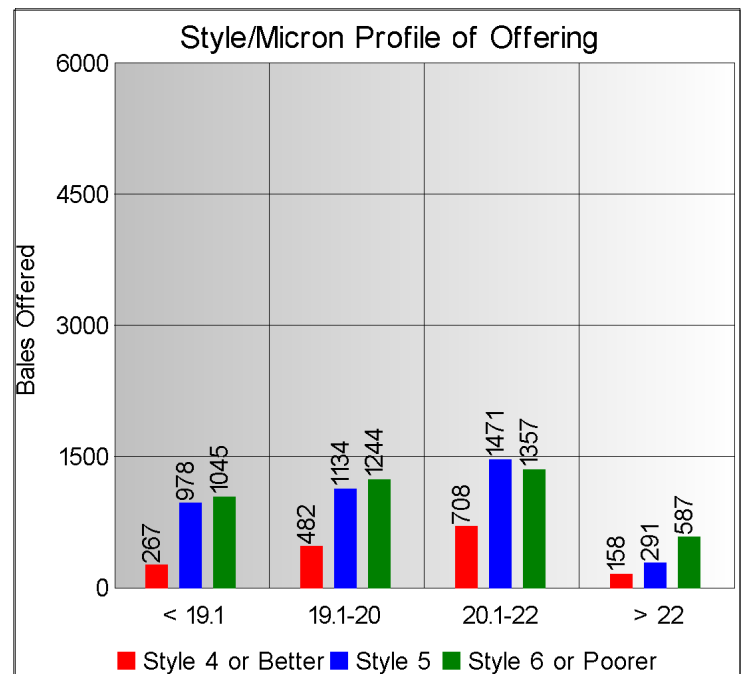
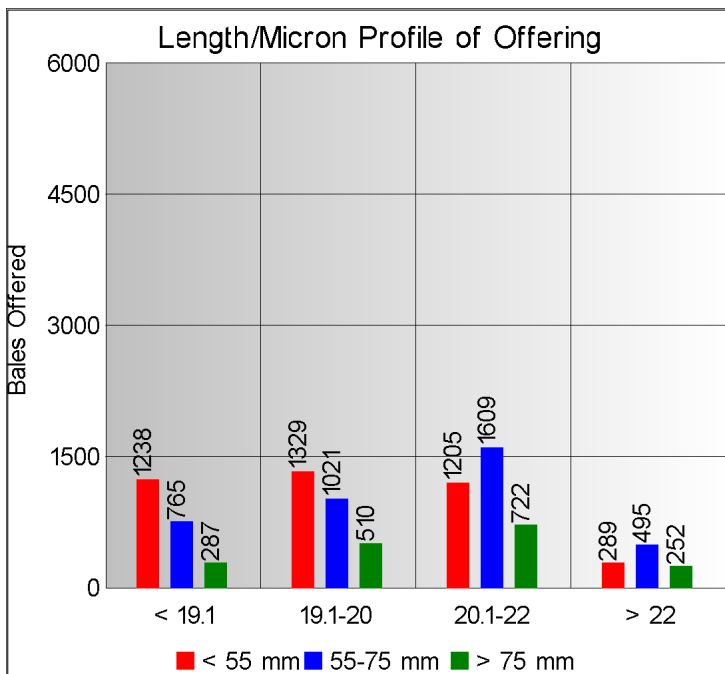
  

Exchange Rates			
Currency Unit	This Week	Previous Week	% Change
R/USD	10.9699	10.6945	-2.6%
R/Euro	14.1895	14.0553	-1.0%
R/AUD	10.0230	9.9690	-0.5%
USD/AUD	0.9134	0.9322	2.0%

## Analysis of Offerings by Broker This Week (Bales)

Broker	Merino Fleeces	Merino Bellies	Merino Lambs	Merino Backs	Merino Locks	* Other	Total	% Sold
BKB	2039	387	268	185	398	685	3962	96.6%
CMW	1468	218	267	118	193	287	2551	96.5%
JLW	133	15	35	16	22	21	242	100.0%
MAS	1058	117	190	56	160	398	1979	99.4%
SBL	339	40	68	14	29	49	539	100.0%
VLW	241	35	18	33	31	91	449	99.3%
<b>Total</b>	<b>5278</b>	<b>812</b>	<b>846</b>	<b>422</b>	<b>833</b>	<b>1531</b>	<b>9722</b>	<b>97.5%</b>

\* Crossbred types, Coarse and Coloured and Inferior



## Receipts 2014/2015 Season

Season to Date (Kg.)

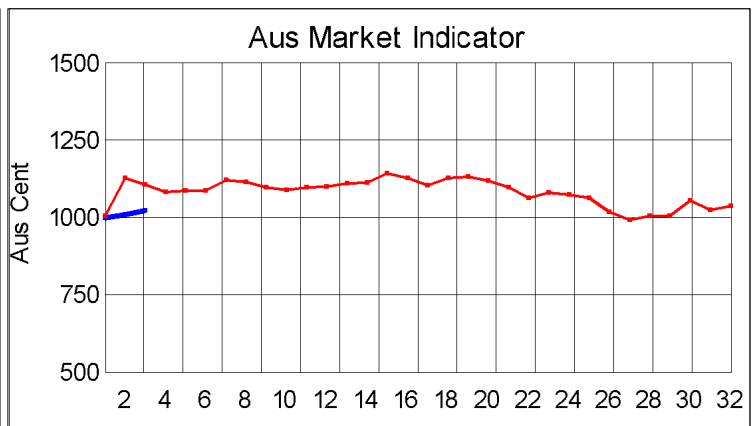
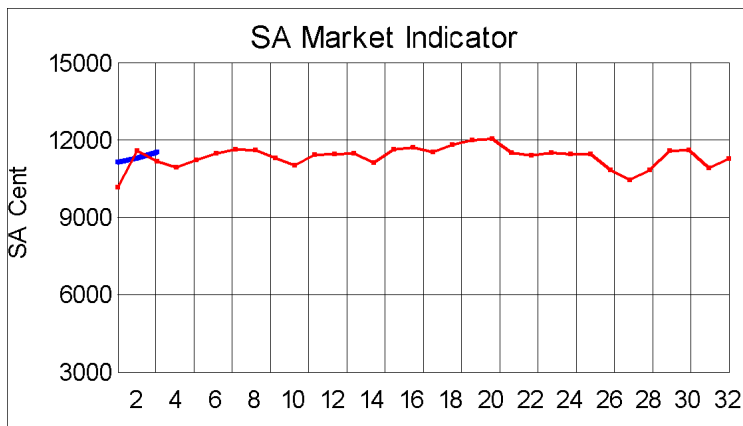
7,029,465.6

Previous Season to Date

7,283,366.0

Percentage Change:

-3.49%



Current Season — Previous Season

**Average Fleece Wool Prices (c/kg. clean)**  
**Spinners and Good Topmaking Styles (AWEX Types MF4 and MF5)**

Micron	100+mm	90mm	80mm	70mm	60mm	50mm	40mm	30mm	20mm	10mm
18.0			12881	12994						
18.5		12355	12886	12397		11514				
19.0		12123	12164	12144	11990	11483	10985			
19.5		11915	11950	11892	11744	11045	10817			
20.0		11685	11737	11660	11545	11271	10789			
20.5		11572	11579	11487	11405	11350	10467	8971		
21.0			11462	11482	11334	11059	9604			
21.5			11389	11346	11316	11193	10152			
22.0			11322	11293						
22.5				11101	11060					
23.0			11252	11170						
23.5										
24.0										

\* Based on a minimum of 3 lots sold per category

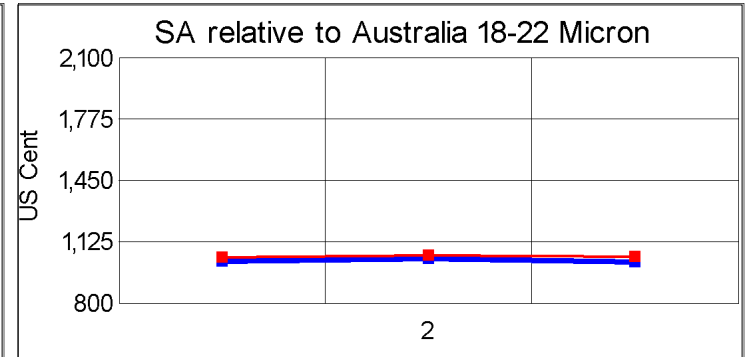
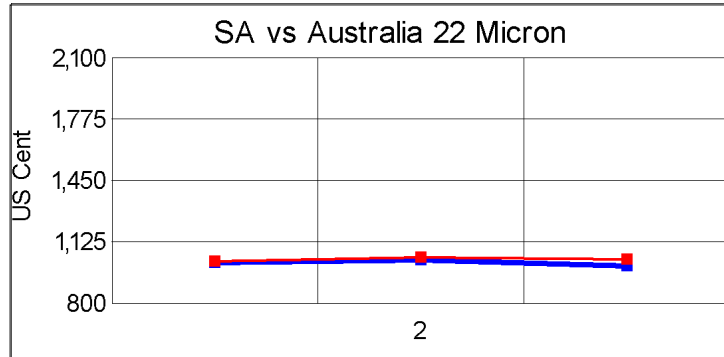
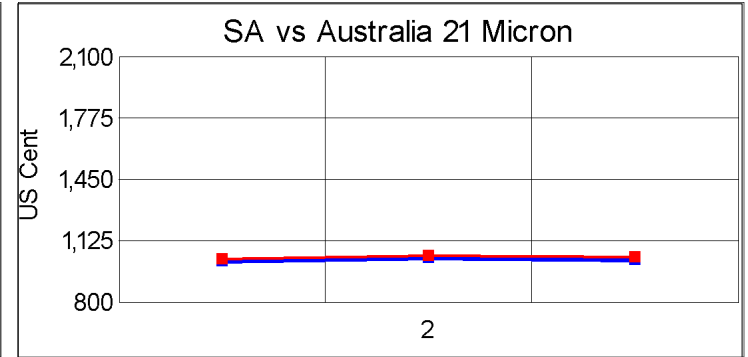
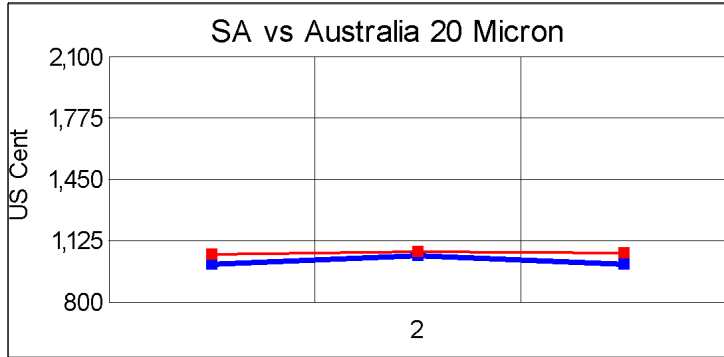
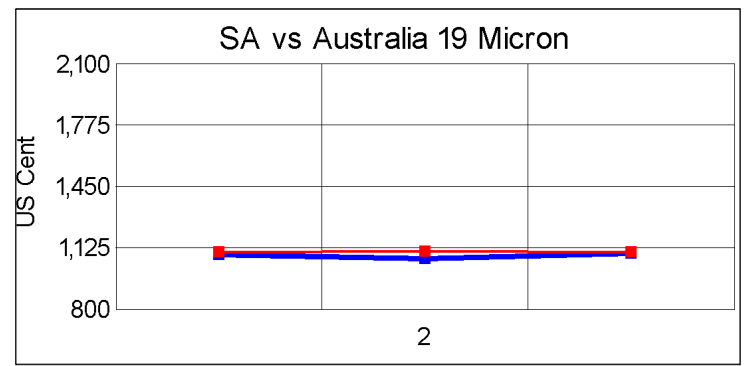
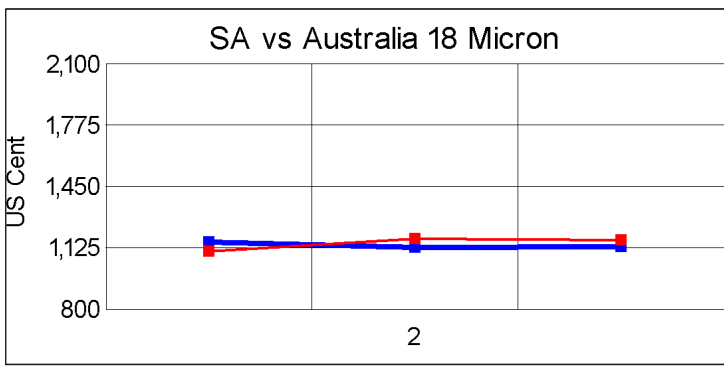
**Average Topmaking Styles (AWEX MF6)**

Micron	100+mm	90mm	80mm	70mm	60mm	50mm	40mm	30mm	20mm	10mm
18.0										
18.5										
19.0										
19.5				11489						
20.0			11411							
20.5			11427	11148	11248					
21.0				11137						
21.5				11160			9387			
22.0										
22.5										
23.0										
23.5										
24.0										

\* Based on a minimum of 3 lots sold per category

**Other Selected Types/Qualities**

	Long			Medium		
	19μ	20μ	21μ	19μ	20μ	21μ
<b>Good Quality</b>						
Lambswool	12037	11702	11391	11432	10906	
Bellies				11058	11237	
Locks		10028		8934	8528	8124
<b>Average Quality</b>						
Lambswool	11780	11709	11097	10644	10247	8912
Bellies	11186	10990	10975	10633	10149	10820
Locks				8088	7998	6270
<b>Inferior Quality</b>						
Fleecewool	11365	11245	10905	8675	10353	10941
Lambswool	11061	11147		10836	10435	9645
Bellies	11506	10360		9818	10033	10054
Locks	7108	6188	7105	7449	7115	6805



— SA in USc  
— Aus in USc

— SA in USc  
— Aus in USc

## Market Commentary

### WEAK RAND BOOSTS WOOL MARKET

Port Elizabeth - The market benefited from good demand and a weaker Rand on the day and the Cape Wools' Merino indicator gained 1,9% on the previous week to close at R115,44/kg (clean). This is an increase of 3,4% on the opening sale and 3,1% higher than the corresponding sale of the previous season. The local market performed similar to the Australian market where the indicator gained 1,2%.

Better style wools were highly sought after during this week's auction with buyers purchasing less desirable and tender wools at a slight discount.

The rand at R10,97 traded 2,6% weaker against the dollar compared with last week's average rate and at R14,19, it had lost 1,0% on average against the euro. There was good competition across all sectors of the trade for the 9 722 bales on offer of which 98% was sold. The most active traders were Standard Wool SA (3 358), Lempriere SA (1 696), G Modiano SA (1 468) and Stucken & Co (1 447).

The average clean prices for the selection within the different categories good top-making (MF5), long fleeces were as follows: 18 microns were up by 2,1% to close at R128,01/kg, 18,5 microns strengthened by 2,5% to R123,97/kg, 19 microns gained 2,2% to close at R121,10/kg, 19,5 microns rose with 2,2% to close at R118,47/kg, 20 microns gained 1,7% to close at R116,28/kg, 20,5 microns increased with 2,1% to close at R115,12/kg, 21 microns gained 2,0% to close at R114,05/kg, 21,5 microns strengthened by 1,5% to R113,46/kg and 22 microns rose with 1,1% to close at R113,02/kg.

The next sale is scheduled for 17 September where approximately 6 600 bales will come under the hammer.