

National Weekly Wool Market Report

Season: 2009/2010

Sale Date: 28 April 2010



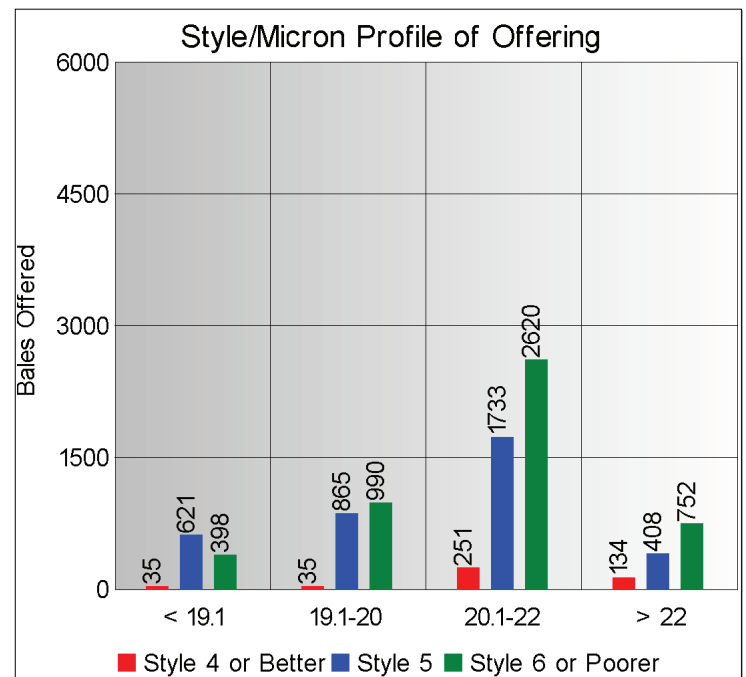
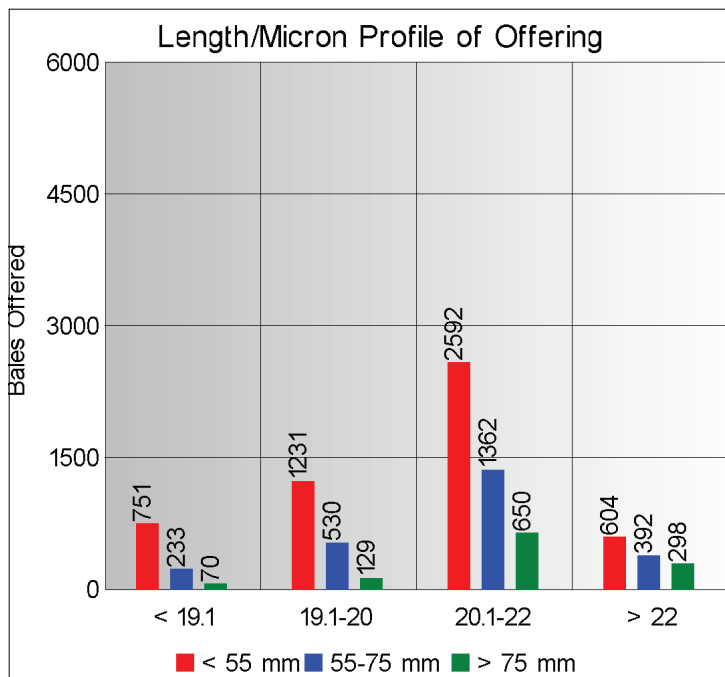
Tel: 27-41-4844301
 Fax: 27-41-4846792
 E-mail: stats@capewools.co.za
 Website: www.capewools.co.za

Market Indicators				Buyers			
Indicator Unit	Current Sale	Last Sale	Change	Company	Bales Purchased This Week	% of Purchases	Total Bales Purchased This Season
SA c/kg	6154	6000	2.6%	G Modiano SA	3263	36.9%	60365
Ave. to date (09/10)	5956	5949	0.1%	Standard Wool SA	2240	25.3%	92934
Ave. to date (08/09)	4791			Stucken & Co	1661	18.8%	41849
US c/kg	830	831	-0.1%	Lempriere SA	1039	11.8%	40583
Euro c/kg	629	609	3.2%	Segard Masurel SA	496	5.6%	15632
AWEX EMI	881	886	-0.6%	New England Wool SA	5	0.1%	207
				Chargeurs Wool SA			5408

Exchange Rates			
Currency Unit	This Week	Previous Week	% Change
R/USD	7.4184	7.2227	-2.7%
R/Euro	9.7890	9.8502	0.6%
R/AUD	6.8278	6.7398	-1.3%
USD/AUD	0.9201	0.9330	1.4%

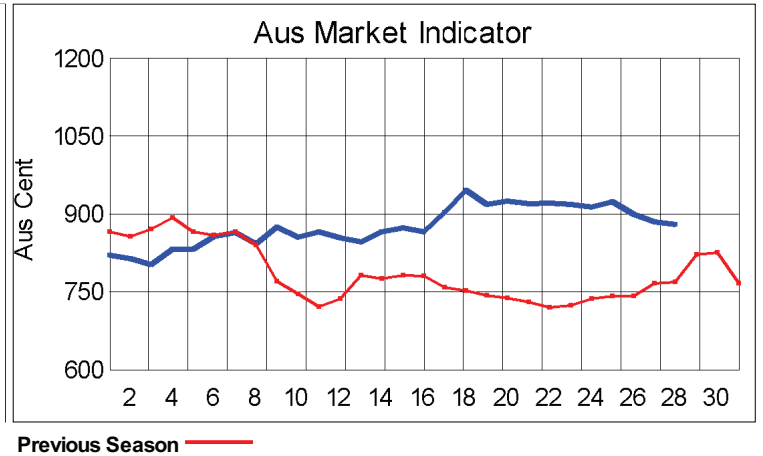
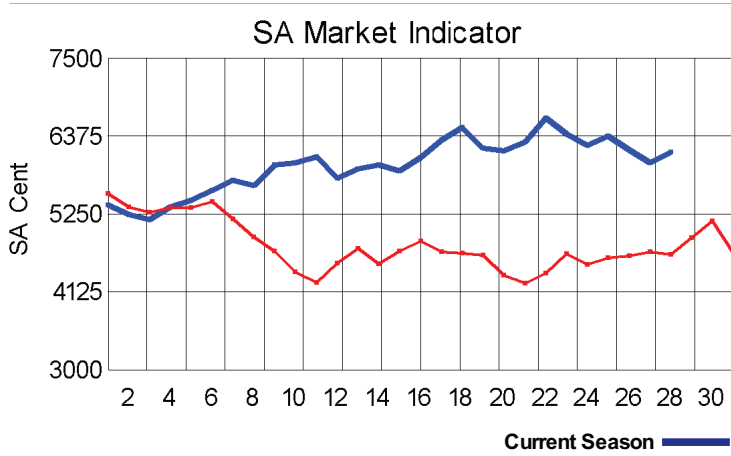
Analysis of Offerings by Broker This Week (Bales)								
Broker	Merino Fleeces	Merino Bellies	Merino Lambs	Merino Backs	Merino Locks	* Other	Total	% Sold
BKB	2684	447	550	347	680	1415	6123	99.0%
CMW	934	211	196	59	161	354	1915	96.1%
LAN	77	13	25	3	18	141	277	99.6%
SBL	168	24	46	10	34	35	317	100.0%
VLW	107	16	38	6	23	20	210	98.6%
Total	3970	711	855	425	916	1965	8842	98.4%

* Crossbred types, Coarse and Coloured and Inferior



Receipts 2009/2010 Season

Season to Date (Kg.) 45,231,613.1 Previous Season to Date 44,129,989.4 Percentage Change: 2.50%



Average Fleece Wool Prices (c/kg. clean)

Spinners and Good Topmaking Styles (AWEX Types MF4 and MF5)

Micron	100+mm	90mm	80mm	70mm	60mm	50mm	40mm	30mm	20mm	10mm
18.0						7167				
18.5						6974		6592		
19.0				7126	6769	6514				
19.5					6632	6440	5990			
20.0			6572	6451	6290	5978	5692			
20.5			6379	6341	6157	5898	5320			
21.0			6407	6264	6187	5750	5338	5255		
21.5			6344	6179	6023	5703	5418			
22.0			6328	6081	5964	5600				
22.5				6190	5920	5477				
23.0			6105		5756					
23.5				5785						
24.0										

* Based on a minimum of 3 lots sold per category

Average Topmaking Styles (AWEX MF6)

Micron	100+mm	90mm	80mm	70mm	60mm	50mm	40mm	30mm	20mm	10mm
18.0										
18.5										
19.0										
19.5										
20.0										
20.5						5680	5152			
21.0							5021			
21.5						5708	5081			
22.0							4691			
22.5										
23.0										
23.5										
24.0										

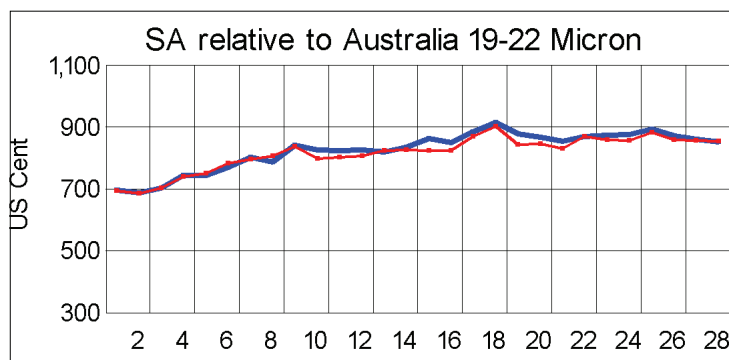
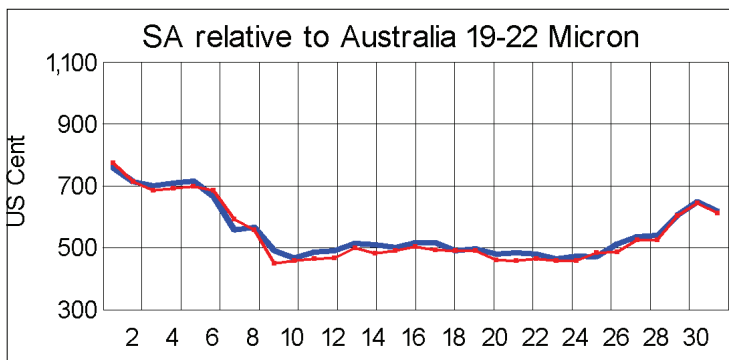
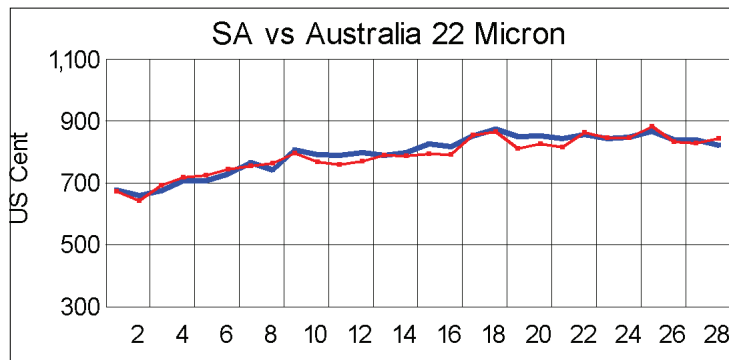
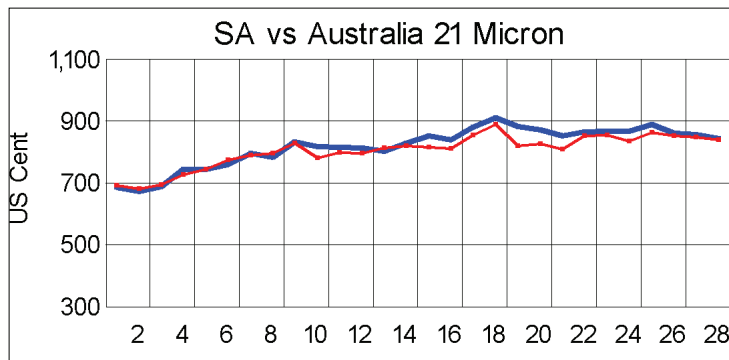
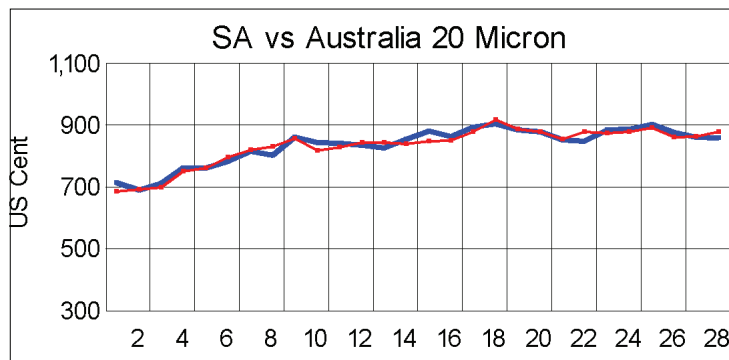
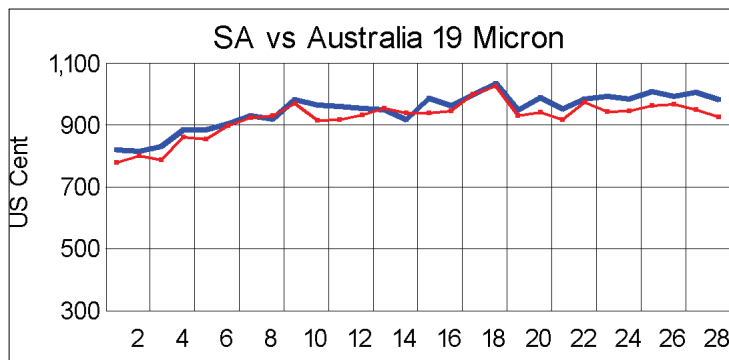
* Based on a minimum of 3 lots sold per category

Other Selected Types/Qualities

Long

Medium

	19μ	20μ	21μ	19μ	20μ	21μ
Good Quality						
Lambswool	7039	6455	6202	6312	5545	5622
Bellies		6135		6602	6012	
Locks				5537	4376	4424
Average Quality						
Lambswool	6902	6478	6142	5813	5966	5931
Bellies		5935		6280	5666	5075
Locks				4447	4326	4467
Inferior Quality						
Fleecewool	6768	5826	5640		5309	
Lambswool	6938			6490	5035	
Bellies		5806		5926	5191	4502
Locks			3789	4279	4054	3964



— SA in USc
— Aus in USc

— SA in USc
— Aus in USc

Market Commentary

WEAKER RAND PUSHES WOOL PRICES UP

PORT ELIZABETH: The market strengthened at this week's sale and the Cape Wools' Merino indicator gained 2,6% compared with the previous sale a fortnight ago to close at R61,54/kg (clean). This is due mainly to a weaker rand.

Continued concerns about the Greek economy negatively affected the rand, which at R7,42 was down 2,7% against the US dollar compared with the rate at the previous sale. It was trading at R9,79 against the euro, up 0,6%.

A total of 8 842 bales was offered of which 98% was sold. Major buyers were Modiano SA (3 263 bales); Standard Wool SA (2 240 bales); Stucken (1 661 bales) and Lempriere SA (1 039 bales).

Most long fleeces posted considerable gains with some micron categories rising up to 4,6%.

Average prices for good top-making (MF5), sound, long fleeces (less than 1% seed content) were as follows: 19 microns were unchanged at R68,75/kg; 19,5 microns were 2,0% dearer at R66,92/kg; 20 microns gained 4,5% to close at R65,25/kg; 20,5 microns were down 1,2% to R62,13/kg; 21 microns rose 1,6% to R62,40/kg; 21,5 microns gained 4,1% to close at R62,94/kg, and 22 microns were 4,6% dearer at R62,72/kg.

No sale has been scheduled for next week, but sales will resume on 12 May when approximately 8 000 bales will be offered.