

National Weekly Wool Market Report

Season: 2009/2010

Sale Date: 3/4 November 2009



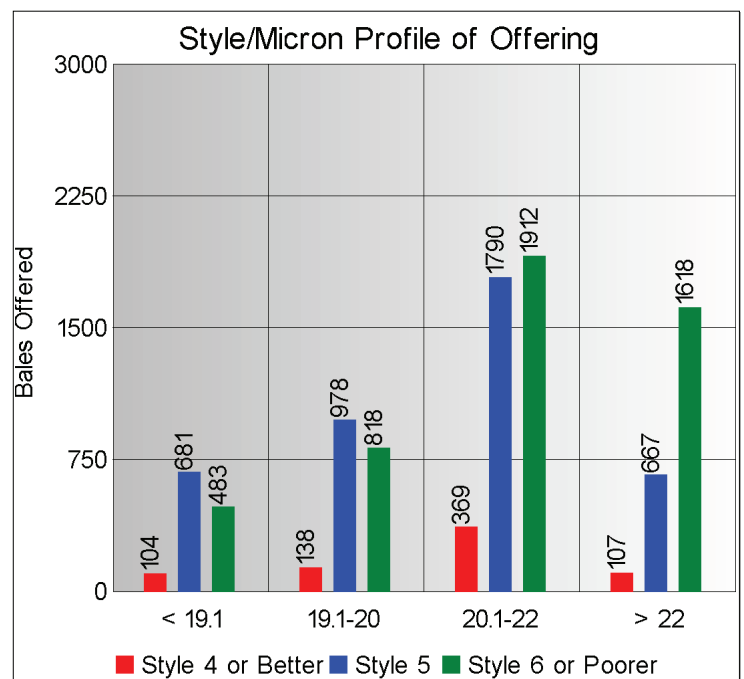
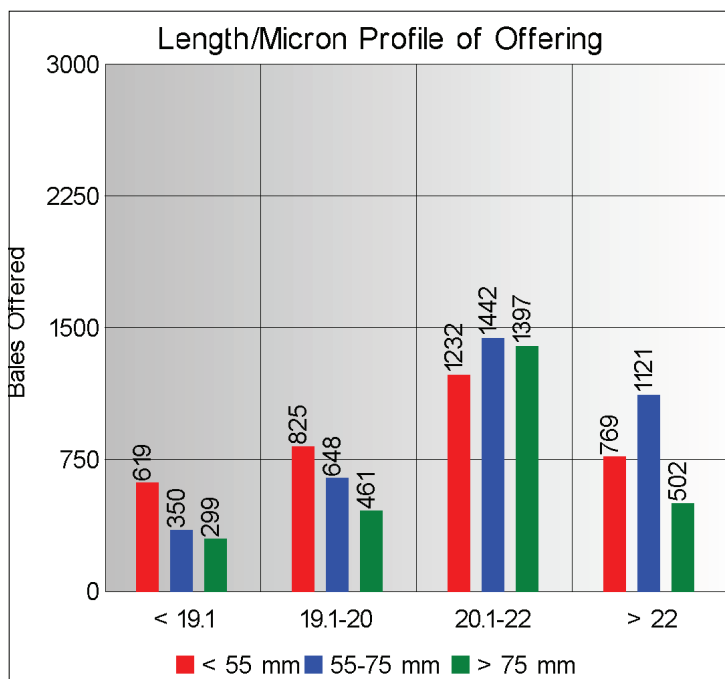
Tel: 27-41-4844301
 Fax: 27-41-4846792
 E-mail: stats@capewools.co.za
 Website: www.capewools.co.za

Market Indicators				Buyers			
Indicator Unit	Current Sale	Last Sale	Change	Company	Bales Purchased This Week	% of Purchases	Total Bales Purchased This Season
SA c/kg	6080	5991	1.5%	Standard Wool SA	4116	42.6%	34282
Ave. to date (09/10)	5607	5560	0.9%	Lempriere SA	1635	16.9%	15712
Ave. to date (08/09)	5073			Stucken & Co	1515	15.7%	14000
US c/kg	789	781	1.1%	G Modiano SA	1326	13.7%	18991
Euro c/kg	535	527	1.4%	Chargeurs Wool SA	445	4.6%	2205
AWEX EMI	866	856	1.2%	Segard Masurel SA	302	3.1%	4395
				New England Wool SA	25	0.3%	107

Exchange Rates			
Currency Unit	This Week	Previous Week	% Change
R/USD	7.7070	7.6747	-0.4%
R/Euro	11.3654	11.3588	-0.1%
R/AUD	6.9696	6.9639	-0.1%
USD/AUD	0.9042	0.9074	0.4%

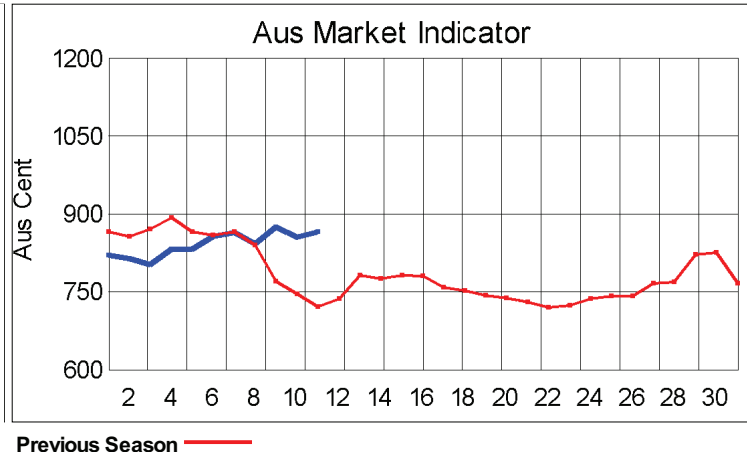
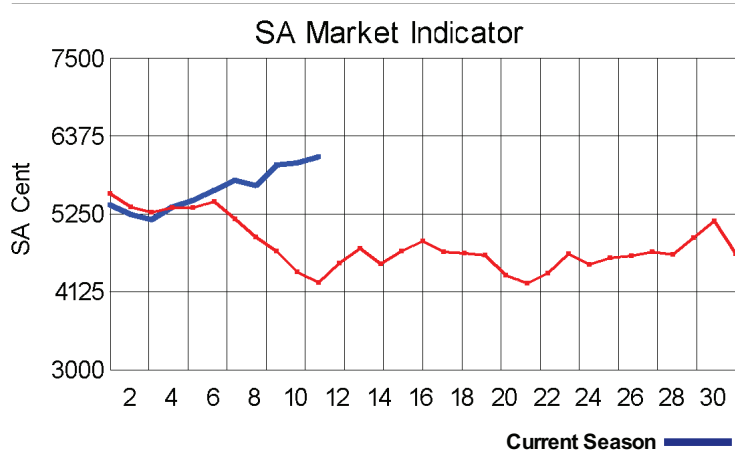
Analysis of Offerings by Broker This Week (Bales)								
Broker	Merino Fleeces	Merino Bellies	Merino Lambs	Merino Backs	Merino Locks	* Other	Total	% Sold
BKB	3099	420	549	439	426	588	5521	95.2%
CMW	1252	289	244	216	163	151	2315	98.8%
LAN	193	18	74	27	37	162	511	98.6%
SBL	345	56	69	34	64	106	674	100.0%
VLW	404	48	39	41	48	64	644	99.7%
Total	5293	831	975	757	738	1071	9665	96.9%

* Crossbred types, Coarse and Coloured and Inferior



Receipts 2009/2010 Season

Season to Date (Kg.) 18,325,112.2 Previous Season to Date 17,095,089.8 Percentage Change: 7.20%



Average Fleece Wool Prices (c/kg. clean)

Spinners and Good Topmaking Styles (AWEX Types MF4 and MF5)

Micron	100+mm	90mm	80mm	70mm	60mm	50mm	40mm	30mm	20mm	10mm
18.0			7907	7910						
18.5			7517	7509						
19.0		7248	7198	7208	7131	6793	6618			
19.5			6837	6745	6803	6483	6510			
20.0		6520	6426	6358	6319	6261	6048			
20.5		6304	6314	6280	6111	5983	5950			
21.0		6239	6246	6216	6071	5989				
21.5		6067	6136	6074	6036	5770	5481			
22.0		6033	5907	5942		5478				
22.5		5757	5842	5816						
23.0										
23.5										
24.0										

* Based on a minimum of 3 lots sold per category

Average Topmaking Styles (AWEX MF6)

Micron	100+mm	90mm	80mm	70mm	60mm	50mm	40mm	30mm	20mm	10mm
18.0										
18.5										
19.0										
19.5										
20.0			6336	6406	6208					
20.5			6061	6078	6036	5975				
21.0			6057	6020	6050					
21.5			6030	6009	5839					
22.0				5893			5310			
22.5				5536						
23.0										
23.5										
24.0										

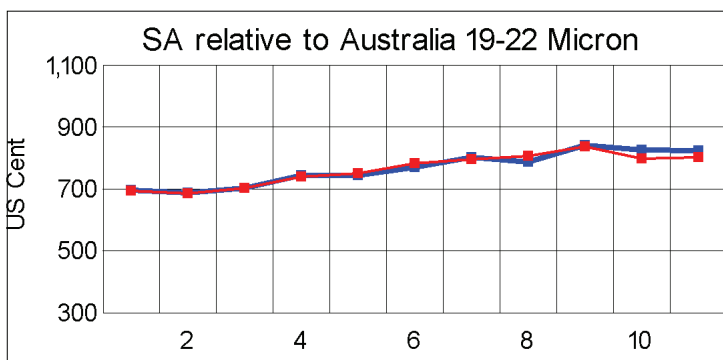
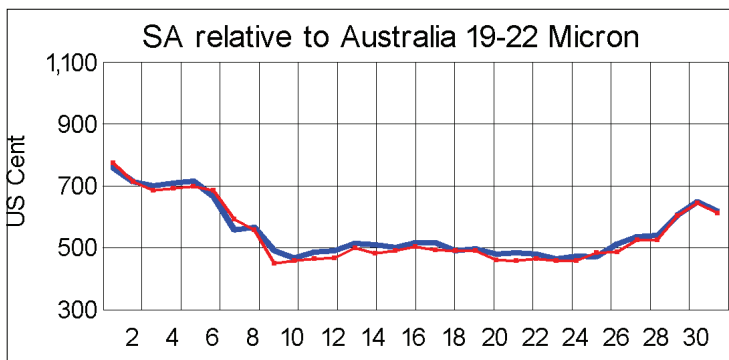
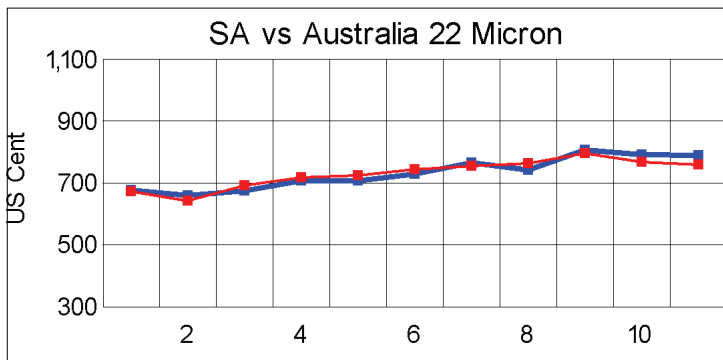
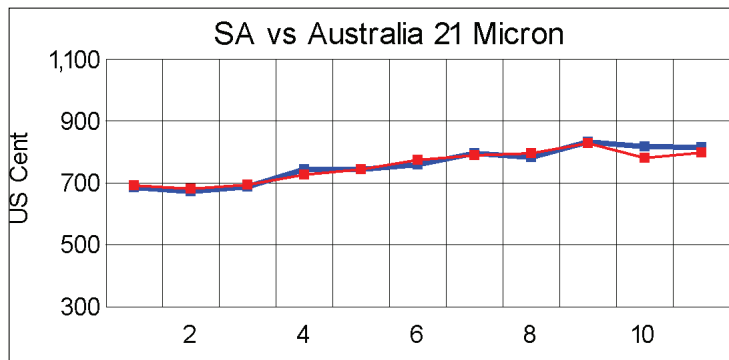
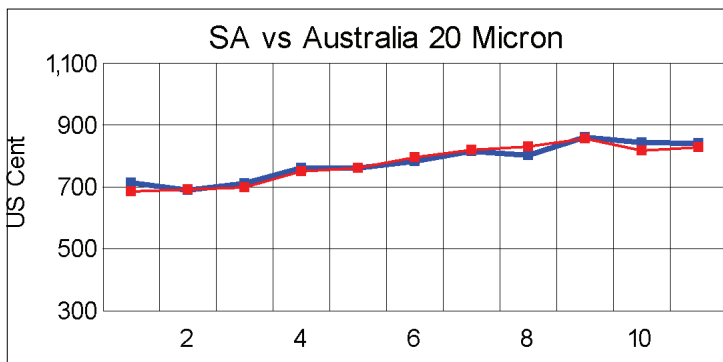
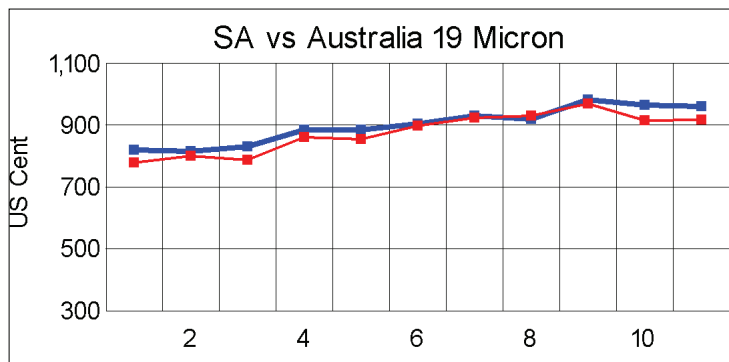
* Based on a minimum of 3 lots sold per category

Other Selected Types/Qualities

Long

Medium

	19μ	20μ	21μ	19μ	20μ	21μ
Good Quality						
Lambswool	7153	6403		6710	6208	5727
Bellies		6240		6765	6302	
Locks				5395	4917	4789
Average Quality						
Lambswool	6846	6480	6228	6823	5967	5567
Bellies	6528	6085	5680	6515	5857	5596
Locks				4138	4266	4143
Inferior Quality						
Fleecewool	6696	6002	5886	6367	6367	4855
Lambswool	6881			7123		
Bellies	6447	5662	5761	6339	5247	5064
Locks				3860	3515	3431



— SA in USc
— Aus in USc

— SA in USc
— Aus in USc

Market Commentary

WOOL PRICES STRENGTHEN

PORT ELIZABETH: The wool market strengthened at this week's sale to push prices above the key R60/kg-level when Cape Wools' Merino indicator gained 1,5% on last week to close the day at R60,80/kg (clean).

This is a fresh seasonal high and 13% higher than the opening level of the season. This increase was in line with the Australian market where the indicator rose by just over 1%.

The rand was relatively unchanged against major currencies compared with last week's exchange rates and at R7,71 was 0,4% down against the US dollar. It was a marginal 0,1% weaker against the euro at R11,37.

Today's offering comprised 9 665 bales of which 97% was sold. Major buyers were Standard Wool SA (4 116 bales); Lempriere SA (1 635 bales); Stucken (1 515 bales), and Modiano (1 326 bales).

Most long fleece wool categories were dearer and were in keen demand.

Average prices for good top-making (MF5), sound, long fleeces (less than 1% seed content) were as follows: 19 microns were up 0,7% to R70,80/kg; 19,5 microns rose 2,2% to R67,36/kg; 20 microns gained 1,6% to R63,96/kg; 20,5 microns were 1,5% dearer at R62,77/kg; 21 microns rose 2,6% to R61,66; 21,5 microns were unchanged at R60,21/kg, and 22 microns were 0,7% cheaper at R58,63/kg.

About 9 000 bales will come under the hammer at next week's sale.