

# National Weekly Wool Market Report

Season: 2010/2011

Sale Date: 27 October 2010



Tel: 27-41-4844301  
 Fax: 27-41-4846792  
 E-mail: stats@capewools.co.za  
 Website: www.capewools.co.za

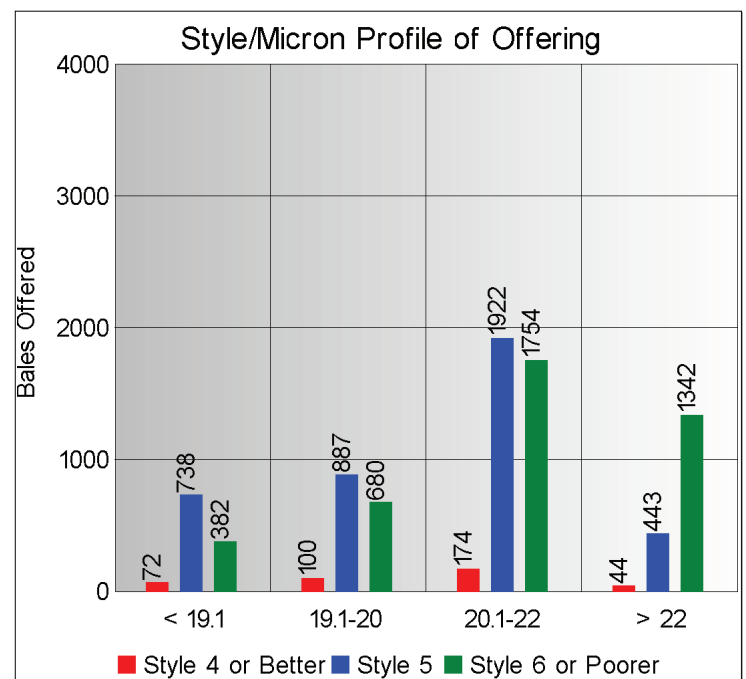
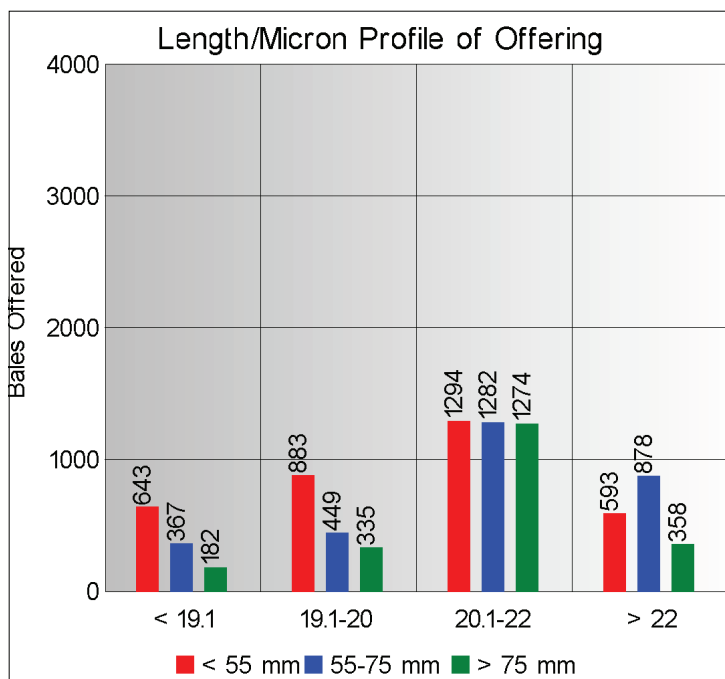
Market Indicators				Buyers			
Indicator Unit	Current Sale	Last Sale	Change	Company	Bales Purchased This Week	% of Purchases	Total Bales Purchased This Season
SA c/kg	6256	6309	-0.8%	Standard Wool SA	3043	35.6%	21363
Ave. to date (10/11)	5852	5807	0.8%	G Modiano SA	1540	18.0%	25782
Ave. to date (09/10)	5560			Lempriere SA	1509	17.7%	10609
US c/kg	899	914	-1.6%	Stucken & Co	1333	15.6%	10326
Euro c/kg	651	661	-1.6%	Segard Masurel SA	701	8.2%	7666
AWEX EMI	936	924	1.3%	New England Wool SA	57	0.7%	1288
				Chargeurs Wool SA			

Exchange Rates			
Currency Unit	This Week	Previous Week	% Change
R/USD	6.9614	6.9064	-0.8%
R/Euro	9.6116	9.5392	-0.8%
R/AUD	6.7664	6.7495	-0.3%
USD/AUD	0.9719	0.9770	0.5%

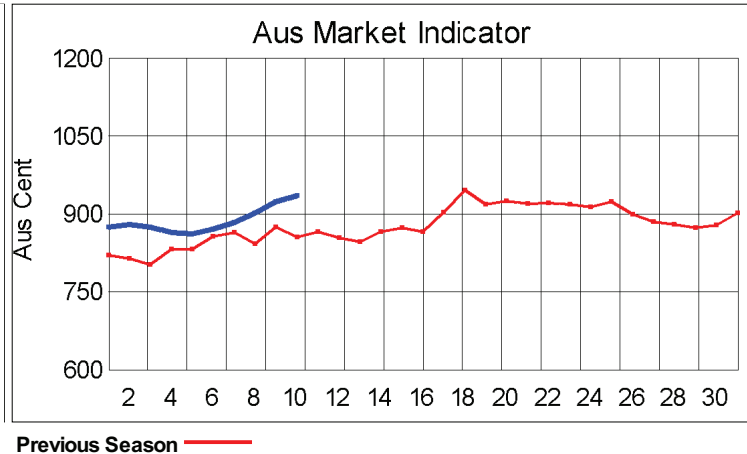
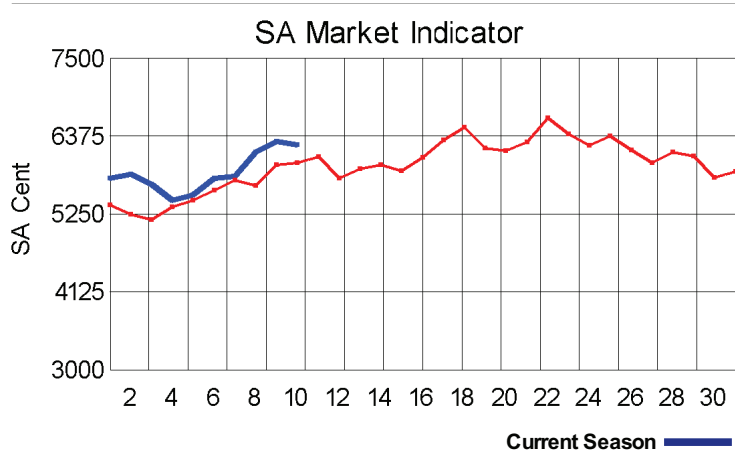
Analysis of Offerings by Broker This Week (Bales)								
Broker	Merino Fleeces	Merino Bellies	Merino Lambs	Merino Backs	Merino Locks	* Other	Total	% Sold
BKB	3419	523	649	628	494	891	6604	94.8%
CMW	1054	224	236	122	202	96	1934	99.3%
LAN	0	0	0	0	0	0	0	
SBL	0	0	0	0	0	0	0	
VLW	0	0	0	0	0	0	0	
<b>Total</b>	<b>4473</b>	<b>747</b>	<b>885</b>	<b>750</b>	<b>696</b>	<b>987</b>	<b>8538</b>	<b>95.8%</b>

\* Crossbred types, Coarse and Coloured and Inferior



## Receipts 2010/2011 Season

Season to Date (Kg.) 15,700,903.8 Previous Season to Date 16,061,581.9 Percentage Change: -2.25%



Current Season — Previous Season —

**Average Fleece Wool Prices (c/kg. clean)  
Spinners and Good Topmaking Styles (AWEX Types MF4 and MF5)**

Micron	100+mm	90mm	80mm	70mm	60mm	50mm	40mm	30mm	20mm	10mm
18.0			8736							
18.5			8237		7977					
19.0			7517	7526	7466	6967	6340			
19.5			7077	7067	6735	6565	6295			
20.0		6668	6599	6577	6366	6372	5853			
20.5			6484	6432	6308	6277	5502			
21.0		6455	6339	6300	6167	5999				
21.5			6265	6250						
22.0			6224	6120						
22.5			5989							
23.0										
23.5										
24.0										

\* Based on a minimum of 3 lots sold per category

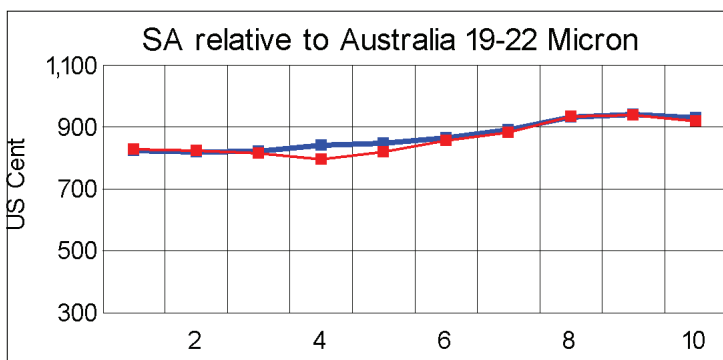
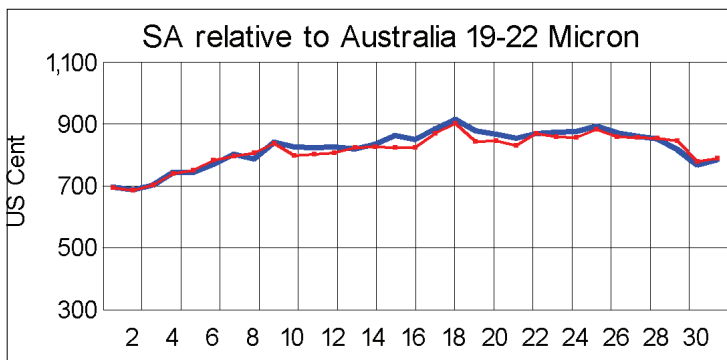
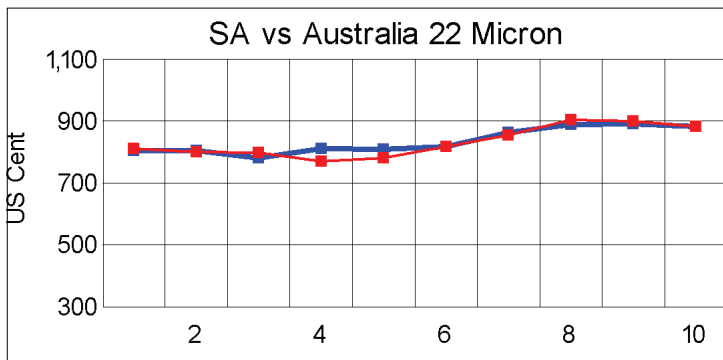
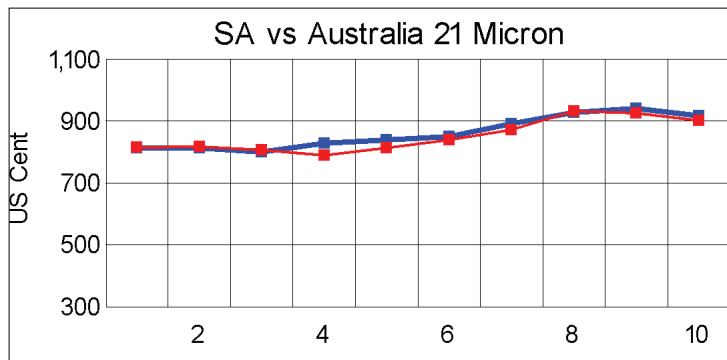
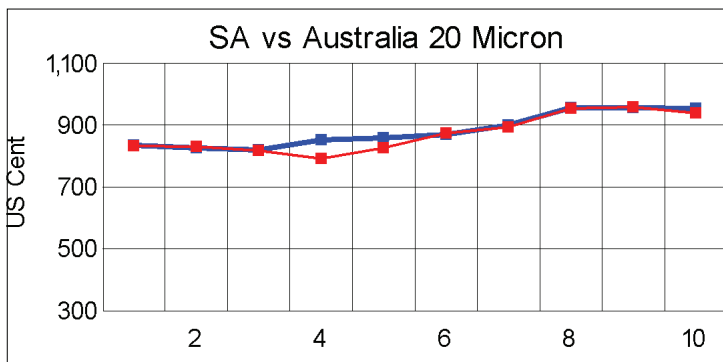
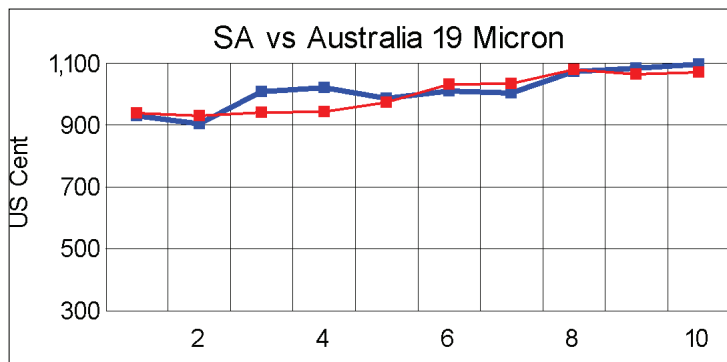
**Average Topmaking Styles (AWEX MF6)**

Micron	100+mm	90mm	80mm	70mm	60mm	50mm	40mm	30mm	20mm	10mm
18.0										
18.5										
19.0										
19.5			6697							
20.0				6422						
20.5				6148	6276			4671		
21.0			6301	6176		5589				
21.5			5924	5879						
22.0			6026							
22.5										
23.0										
23.5										
24.0										

\* Based on a minimum of 3 lots sold per category

**Other Selected Types/Qualities**

	Long			Medium		
	19μ	20μ	21μ	19μ	20μ	21μ
<b>Good Quality</b>						
Lambswool	7320	6562	6355	6346	5952	
Bellies	7268	6391		6852	6283	
Locks			4370	4812	4784	4657
<b>Average Quality</b>						
Lambswool	7407	6700	6043	6523	6290	5799
Bellies	6716	6292	5181	6298	6121	4846
Locks				5244	4277	3375
<b>Inferior Quality</b>						
Fleecewool	7624	6300	5868	5411	6168	4804
Lambswool						
Bellies	7160	6227		5823	5682	5482
Locks			3234	3789	3295	3190



— SA in USc  
— Aus in USc

— SA in USc  
— Aus in USc

### Market Commentary

#### Wool prices slightly softer

**PORT ELIZABETH:** Wool prices were slightly softer at this week's sale after the steep increase of the past few weeks, and Cape Wool's Merino indicator was down 0,8% compared to last week to close at R62,56/kg (clean).

There was keen demand, however, for the finer types on offer and prices for these also increased, while the medium wools were down on last week. In Australia, the market indicator was up 1,3% compared with last Wednesday.

The rand, tracking the euro, was 0,8% weaker against the US dollar compared with last week, trading at R6,96. It was also 0,8% weaker against the euro at R9,61.

The offering comprised 8 538 bales of which 96% was sold. Major buyers were Standard Wool SA (3 038 bales), Modiano SA (1 540 bales), Lempriere (1 509 bales), and Stucken (1 333 bales).

Average prices for good top-making (MF5), sound, long fleeces (less than 1% seed content) were as follows: 19 microns rose 1,5% to R74,73/kg; 19,5 microns gained 0,8% to close at R70,04/kg; 20 microns were 1,2% cheaper at R65,48/kg; 20,5 microns dropped by 1,6% to R64,15/kg; 21 microns were down 1,9% to R62,86/kg; 21,5 microns were 1,9% softer at R62,45/kg and 22 microns were 1,2% cheaper at R61,54/kg.

Approximately 10 000 bales will be offered at next week's sale.