

# National Weekly Wool Market Report

Season: 2011/2012

Sale Date: 14 March 2012



Tel: 27-41-4844301  
 Fax: 27-41-4846792  
 E-mail: stats@capewools.co.za  
 Website: www.capewools.co.za

Market Indicators				Buyers			
Indicator Unit	Current Sale	Last Sale	Change	Company	Bales Purchased This Week	% of Purchases	Total Bales Purchased This Season
SA c/kg	10417	10179	2.3%	G Modiano SA	2174	29.9%	58705
Ave. to date (11/12)	9881	9859	0.2%	Lempriere SA	1921	26.4%	36391
Ave. to date (10/11)	6808			Standard Wool SA	1494	20.5%	70301
US c/kg	1387	1340	3.5%	Stucken & Co	1172	16.1%	37476
Euro c/kg	1062	1020	4.1%	Segard Masurel SA	304	4.2%	13635
AWEX EMI	1234	1206	2.3%	Chargeurs Wool SA	125	1.7%	3677
				New England Wool SA	6	0.1%	1078

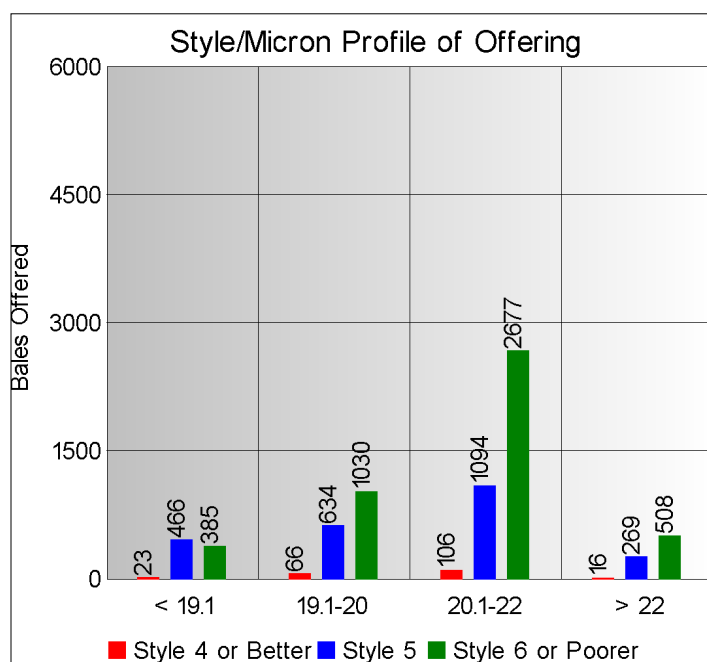
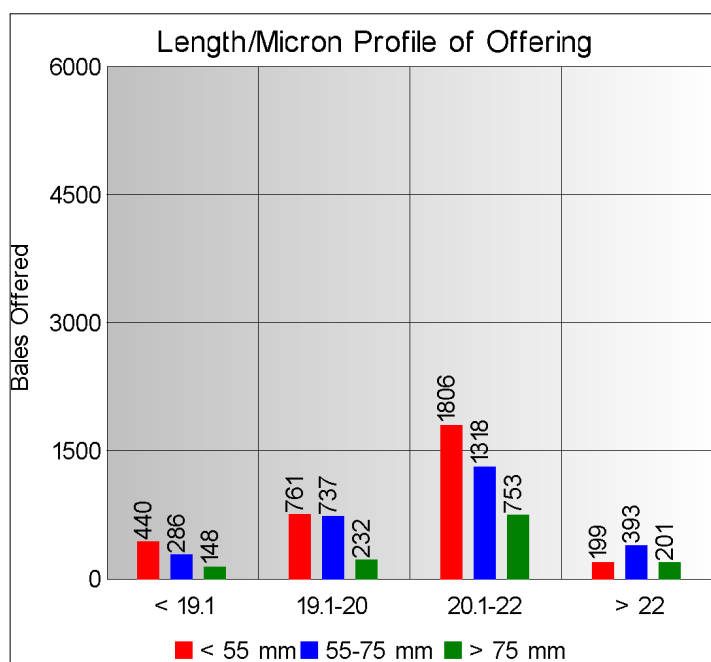
  

Exchange Rates			
Currency Unit	This Week	Previous Week	% Change
R/USD	7.5117	7.5955	1.1%
R/Euro	9.8053	9.9760	1.7%
R/AUD	7.8861	8.0193	1.7%
USD/AUD	1.0499	1.0557	0.5%

## Analysis of Offerings by Broker This Week (Bales)

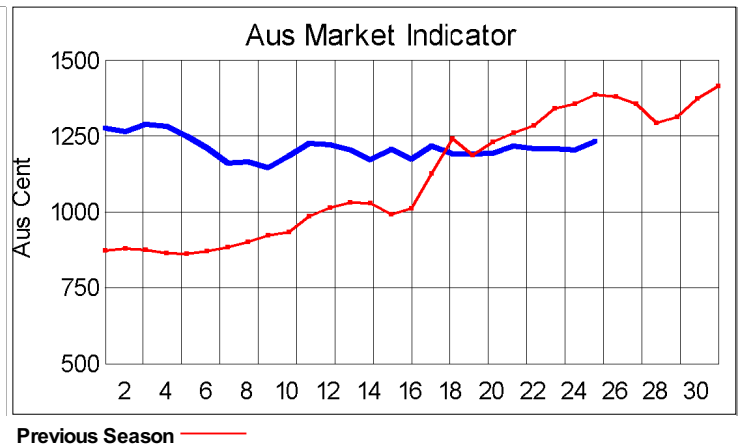
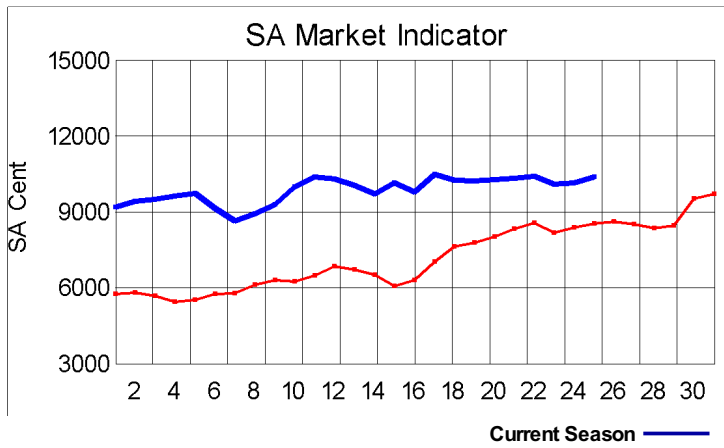
Broker	Merino Fleeces	Merino Bellies	Merino Lambs	Merino Backs	Merino Locks	* Other	Total	% Sold
BKB	2243	420	493	521	461	1257	5395	98.6%
CMW	851	178	219	91	143	397	1879	100.0%
MAS	0	0	0	0	0	0	0	
SBL	0	0	0	0	0	0	0	
VLW	0	0	0	0	0	0	0	
<b>Total</b>	<b>3094</b>	<b>598</b>	<b>712</b>	<b>612</b>	<b>604</b>	<b>1654</b>	<b>7274</b>	<b>98.9%</b>

\* Crossbred types, Coarse and Coloured and Inferior



## Receipts 2011/2012 Season

Season to Date (Kg.) 36,497,860.7      Previous Season to Date 37,647,793.0      Percentage Change: -3.05%



**Average Fleece Wool Prices (c/kg. clean)**

**Spinners and Good Topmaking Styles (AWEX Types MF4 and MF5)**

Micron	100+mm	90mm	80mm	70mm	60mm	50mm	40mm	30mm	20mm	10mm
18.0										
18.5			11921	11834		11562				
19.0		11845	11649	11508		10743				
19.5		11383	11334	11349	11042	10760	10060			
20.0			11091	11063	10806	10183				
20.5			10897	10910	10529	9775				
21.0			10768	10770	10663	9657	8901			
21.5		10626	10641	10523		10099				
22.0										
22.5			10154							
23.0										
23.5										
24.0										

\* Based on a minimum of 3 lots sold per category

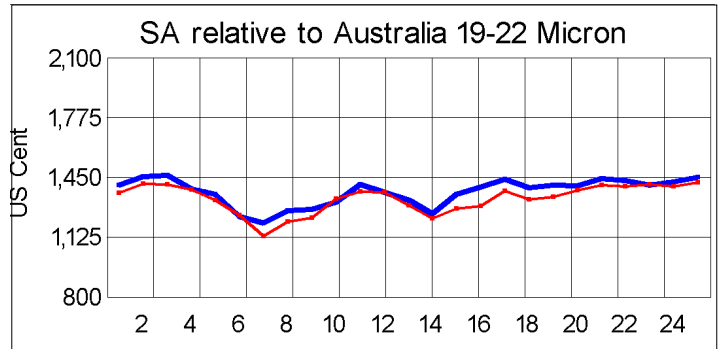
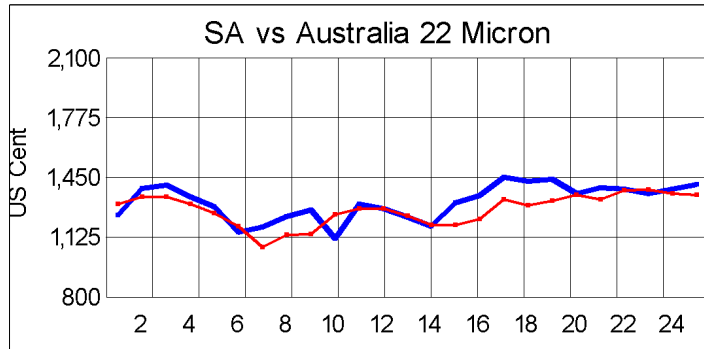
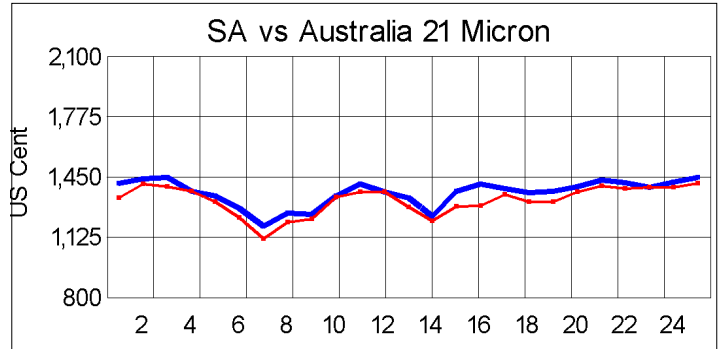
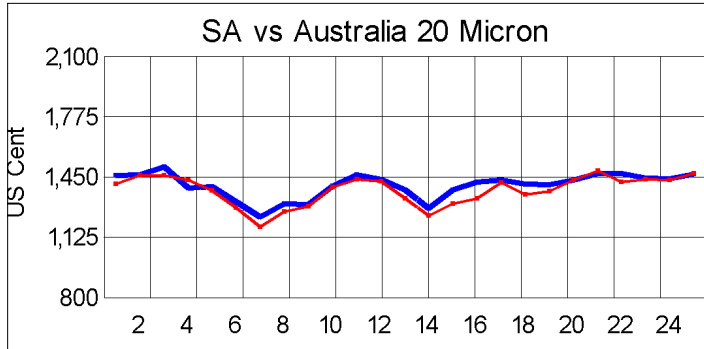
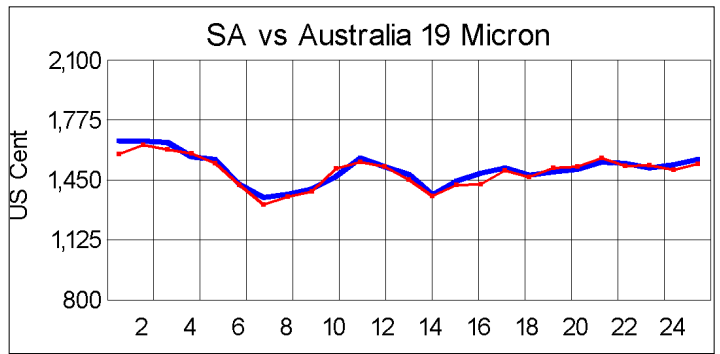
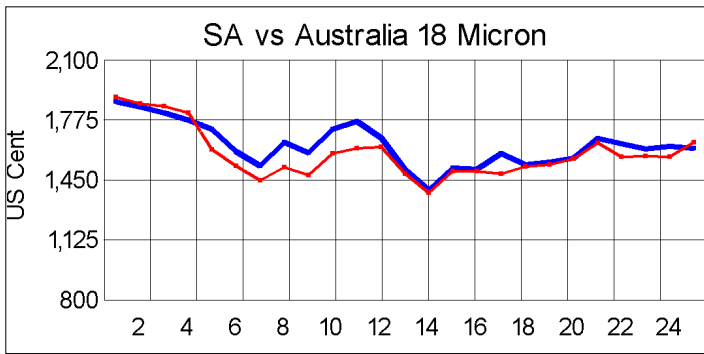
**Average Topmaking Styles (AWEX MF6)**

Micron	100+mm	90mm	80mm	70mm	60mm	50mm	40mm	30mm	20mm	10mm
18.0										
18.5										
19.0										
19.5										
20.0										
20.5										
21.0				9669				8022		
21.5										
22.0										
22.5										
23.0										
23.5										
24.0										

\* Based on a minimum of 3 lots sold per category

**Other Selected Types/Qualities**

	Long			Medium		
	19μ	20μ	21μ	19μ	20μ	21μ
<b>Good Quality</b>						
Lambswool	11458	11105		10354	10948	
Bellies	11292	10441		10421	10429	
Locks				9142	10026	7222
<b>Average Quality</b>						
Lambswool	11366	10925	10203	10824	9982	8183
Bellies	10711			10110	9000	7310
Locks				7371	6414	6763
<b>Inferior Quality</b>						
Fleecewool	11120	10302	9819	8978	8492	9019
Lambswool	11387	11017		9100		
Bellies	9027	9686	9131	10611	9221	8520
Locks				5953	5464	5565



— SA in USc  
— Aus in USc

— SA in USc  
— Aus in USc

## Market Commentary

### WOOL MARKET STRENGTHENS

**PORT ELIZABETH:** Prices were higher at this week's sale despite a stronger rand and Cape Wools' Merino indicator gained 2,3% to close at R104,17/kg (clean). This is slightly lower than the seasonal high but still 22% up on the same sale last season.

The rand was trading at R7,51 against the US dollar, which was 1,1% stronger than last week's average rate. At R9,80, the rand was up 1,7% against the euro. This week saw a much smaller offering of 7 274 bales of which 99% was sold.

Major buyers were Modiano SA (2 174 bales), Lempriere SA (1 921 bales), Standard Wool SA (1 494 bales) and Stucken & Co (1 172 bales).

Although this week's offering was fairly small, more wool has come on to the market and wool received at the brokers' stores now stands at 36,5 million kg, which is down only 3% compared with the corresponding period last year. There was a much bigger difference earlier in the season, triggering concerns of a significant drop in production. The prices of almost all long fleeces were higher, but the biggest increases were posted in 19 to 20 micron categories.

The average clean price for the different categories good top-making (MF5), long fleeces were as follows: 19 microns were up 1,1% at R115,69/kg, 19,5 microns were 2,2% dearer at R113,38/kg, 20 microns gained 1,5% to close at R110,49/kg, 20,5 microns were 0,7% dearer at R108,09/kg, 21 microns strengthened by 0,5% to close at R106,57/kg, 21,5 microns were up 0,5% at R105,71/kg, but 22 microns were 1,6% cheaper and closed at R101,98/kg.

No sale has been scheduled for next week due to Wednesday (21 March) being a public holiday. Sales will resume on 28 March.