

# National Weekly Wool Market Report

Season: 2011/2012

Sale Date: 24&25 January 2012



CAPE WOOLS SA

Tel: 27-41-4844301  
 Fax: 27-41-4846792  
 E-mail: stats@capewools.co.za  
 Website: www.capewools.co.za

Market Indicators				Buyers			
Indicator Unit	Current Sale	Last Sale	Change	Company	Bales Purchased This Week	% of Purchases	Total Bales Purchased This Season
SA c/kg	10247	10265	-0.2%	G Modiano SA	3002	29.5%	46665
Ave. to date (11/12)	9749	9721	0.3%	Standard Wool SA	2542	25.0%	54942
Ave. to date (10/11)	6319			Lempriere SA	2113	20.7%	26396
US c/kg	1296	1287	0.7%	Stucken & Co	1306	12.8%	28025
Euro c/kg	997	1006	-0.9%	Segard Masurel SA	653	6.4%	9332
AWEX EMI	1194	1193	0.1%	Chargeurs Wool SA	230	2.3%	2373
				New England Wool SA	34	0.3%	968

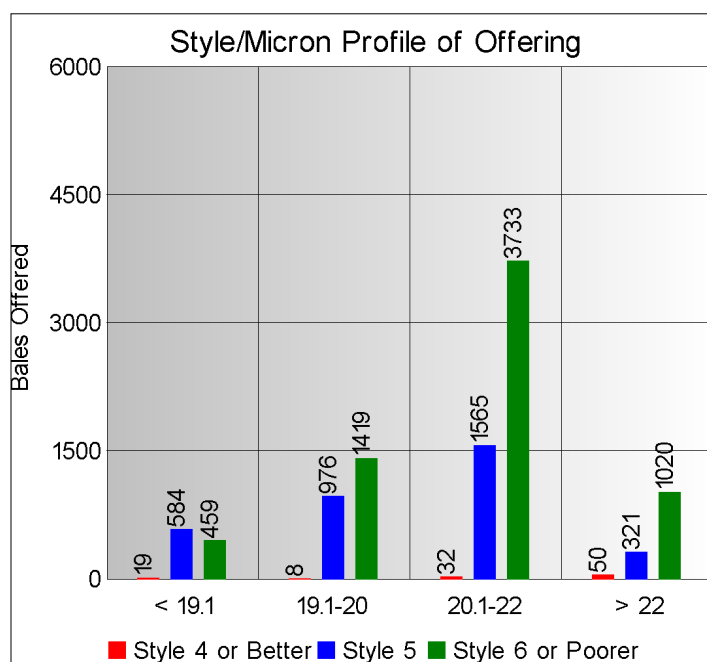
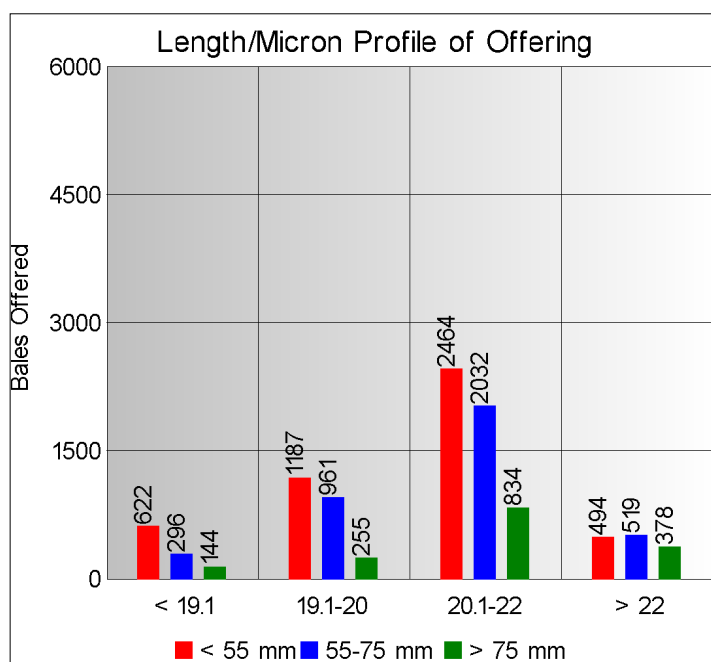
  

Exchange Rates			
Currency Unit	This Week	Previous Week	% Change
R/USD	7.9044	7.9754	0.9%
R/Euro	10.2745	10.2010	-0.7%
R/AUD	8.2977	8.2879	-0.1%
USD/AUD	1.0499	1.0389	-1.1%

## Analysis of Offerings by Broker This Week (Bales)

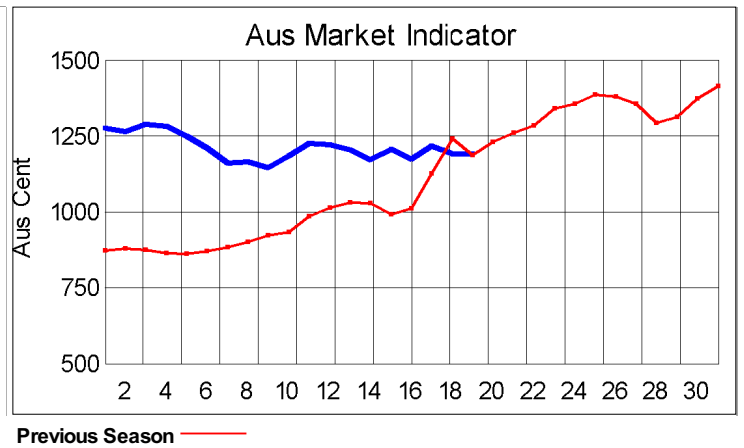
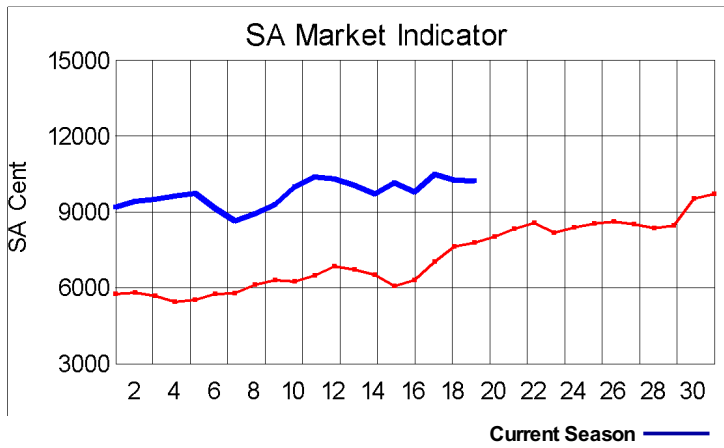
Broker	Merino Fleeces	Merino Bellies	Merino Lambs	Merino Backs	Merino Locks	* Other	Total	% Sold
BKB	3397	728	574	706	805	1857	8067	96.9%
CMW	860	184	143	201	207	524	2119	97.3%
MAS	0	0	0	0	0	0	0	
SBL	0	0	0	0	0	0	0	
VLW	0	0	0	0	0	0	0	
<b>Total</b>	<b>4257</b>	<b>912</b>	<b>717</b>	<b>907</b>	<b>1012</b>	<b>2381</b>	<b>10186</b>	<b>97.0%</b>

\* Crossbred types, Coarse and Coloured and Inferior



## Receipts 2011/2012 Season

Season to Date (Kg.) 27,859,613.0 Previous Season to Date 30,417,241.1 Percentage Change: -8.41%



**Average Fleece Wool Prices (c/kg. clean)**

**Spinners and Good Topmaking Styles (AWEX Types MF4 and MF5)**

Micron	100+mm	90mm	80mm	70mm	60mm	50mm	40mm	30mm	20mm	10mm
18.0										
18.5			12116			11804		11257		
19.0			12031			11356		11176		
19.5			11701		11593	11124		10815	7521	
20.0			11070		10991	10952		10765		
20.5		10876	10878		10770	10411		9788		
21.0			10739		10766	10099		9942	9173	
21.5			10608		10577	9719				
22.0			10517			9821		8849		
22.5			10663		10661			8540		
23.0										
23.5					10261					
24.0										

\* Based on a minimum of 3 lots sold per category

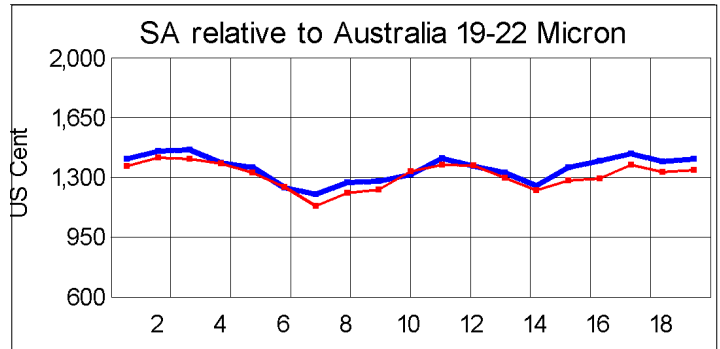
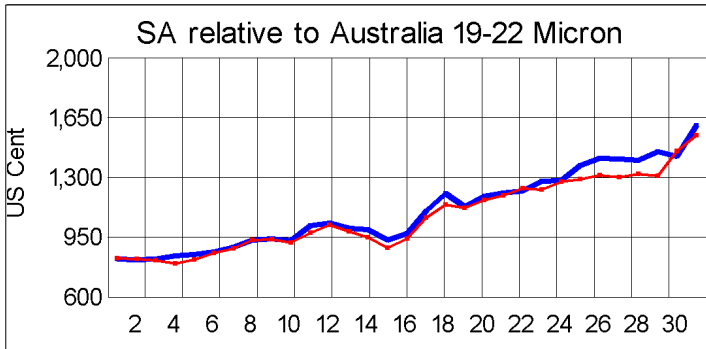
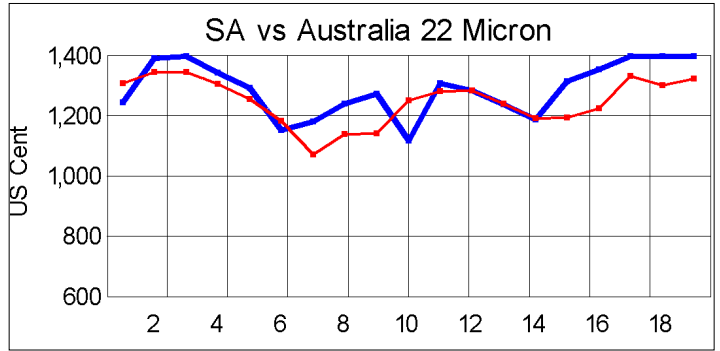
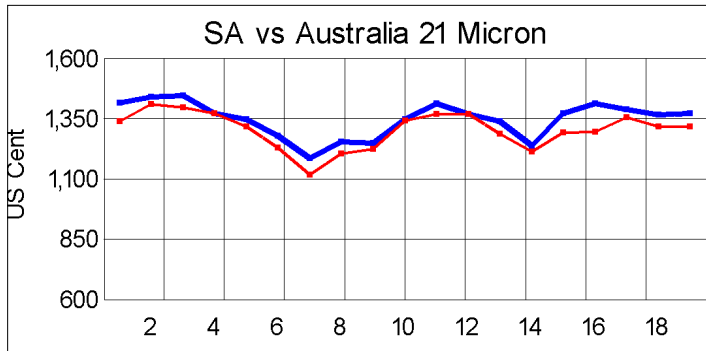
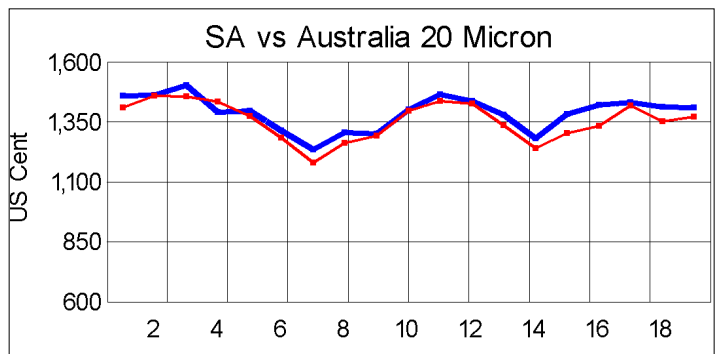
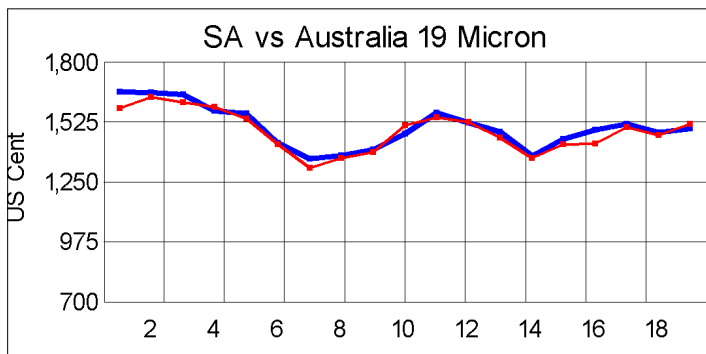
**Average Topmaking Styles (AWEX MF6)**

Micron	100+mm	90mm	80mm	70mm	60mm	50mm	40mm	30mm	20mm	10mm
18.0										
18.5						10660				
19.0										
19.5										
20.0										
20.5					10111					
21.0					10387					
21.5										
22.0										
22.5										
23.0										
23.5										
24.0										

\* Based on a minimum of 3 lots sold per category

**Other Selected Types/Qualities**

	Long			Medium		
	19μ	20μ	21μ	19μ	20μ	21μ
<b>Good Quality</b>						
Lambswool	11707	10794	10211	10477	10298	9756
Bellies	10964		9640	10427		
Locks	9975			7364	6519	6395
<b>Average Quality</b>						
Lambswool	9122	9267	9999	10230	9149	6481
Bellies	10434	10336	9557	9166	8893	8916
Locks				8683	5861	5101
<b>Inferior Quality</b>						
Fleecewool	10827	10078	9473	10181	9640	9816
Lambswool		7715		9875		
Bellies		9468		9346	9043	7869
Locks				5943	5090	5230



— SA in USc  
— Aus in USc

— SA in USc  
— Aus in USc

## Market Commentary

### WOOL MARKET REMAINS STRONG

**PORT ELIZABETH:** The market held up well despite a stronger currency and the Cape Wools Merino indicator closed unchanged at R102,47/kg (clean wool).

This was in line with Australia where prices were marginally dearer.

There was keen demand on the auction floor, particularly among grease-wool exporters, which helped to support price levels.

The rand at R7,90, was almost 1% stronger against the US dollar compared with last week's average rate, but was 0,7% weaker against the euro at R10,27.

The prices of most micron category quality fleece wools (MF5) were up by between 0,5% and 2,5%. The exception was 21 microns, which were slightly cheaper.

This week saw a smaller offering than during the past two weeks of 10 186 bales of which 97% was sold. Major buyers were Modiano SA (3 002 bales), Standard Wool SA (2 542 bales), Lempriere SA (2 113 bales) and Stucken & Co (1 306 bales).

The average clean price for the different categories good top-making (MF5), long fleeces were as follows: 19 microns gained 2,6% to R119,97/kg, 19,5 microns were 0,5% dearer at R114,52/kg, 20 microns were up 0,5% to R108,68/kg, 20,5 microns rose 1,1% to R106,91/kg; 21 microns fell by 0,8% to close at R104,33/kg, 21,5 microns were 1% cheaper at R103,34/kg, but 22 microns rose 0,8% to close at R104,70/kg.

Next week will be a much smaller offering with only 5 500 bales up for sale.