

National Weekly Wool Market Report

Season: 2011/2012

Sale Date: 28 September 2011



Tel: 27-41-4844301
 Fax: 27-41-4846792
 E-mail: stats@capewools.co.za
 Website: www.capewools.co.za

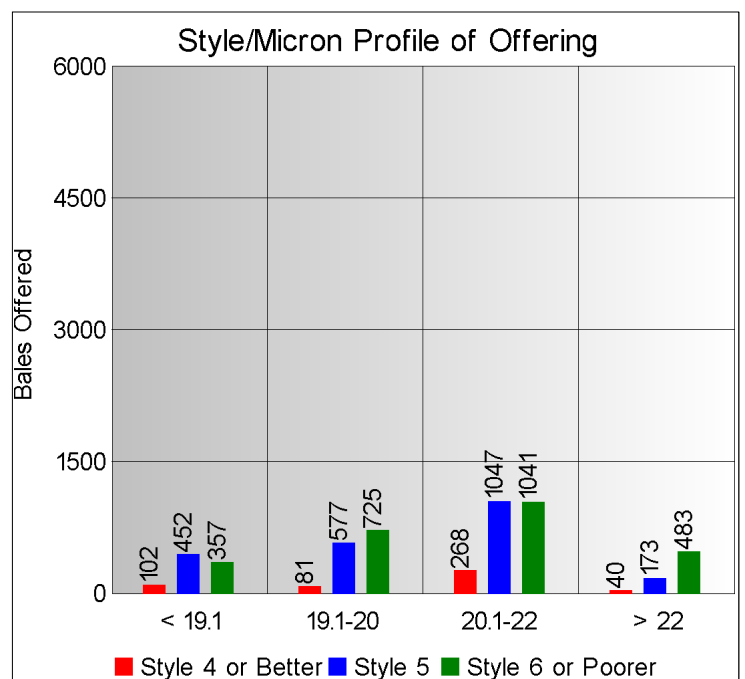
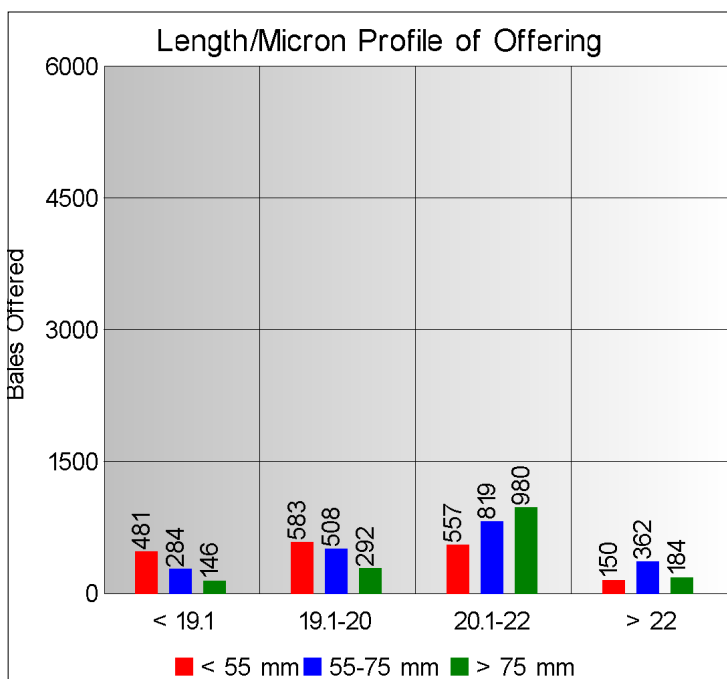
Market Indicators				Buyers			
Indicator Unit	Current Sale	Last Sale	Change	Company	Bales Purchased This Week	% of Purchases	Total Bales Purchased This Season
SA c/kg	9168	9761	-6.1%	Standard Wool SA	1414	26.5%	13688
Ave. to date (11/12)	9455	9513	-0.6%	Stucken & Co	1082	20.2%	8665
Ave. to date (10/11)	5668			Lempriere SA	855	16.0%	6682
US c/kg	1174	1263	-7.0%	G Modiano SA	554	10.4%	9819
Euro c/kg	862	923	-6.7%	Segard Masurel SA	280	5.2%	2345
AWEX EMI	1212	1252	-3.2%	New England Wool SA	31	0.6%	373
				Chargeurs Wool SA			

Exchange Rates			
Currency Unit	This Week	Previous Week	% Change
R/USD	7.8087	7.7290	-1.0%
R/Euro	10.6358	10.5705	-0.6%
R/AUD	7.7340	7.9285	2.5%
USD/AUD	0.9904	1.0261	3.5%

Analysis of Offerings by Broker This Week (Bales)

Broker	Merino Fleeces	Merino Bellies	Merino Lambs	Merino Backs	Merino Locks	* Other	Total	% Sold
BKB	1645	304	262	231	220	536	3198	76.7%
CMW	1147	170	190	174	130	337	2148	82.1%
MAS	0	0	0	0	0	0	0	
SBL	0	0	0	0	0	0	0	
VLW	0	0	0	0	0	0	0	
Total	2792	474	452	405	350	873	5346	78.9%

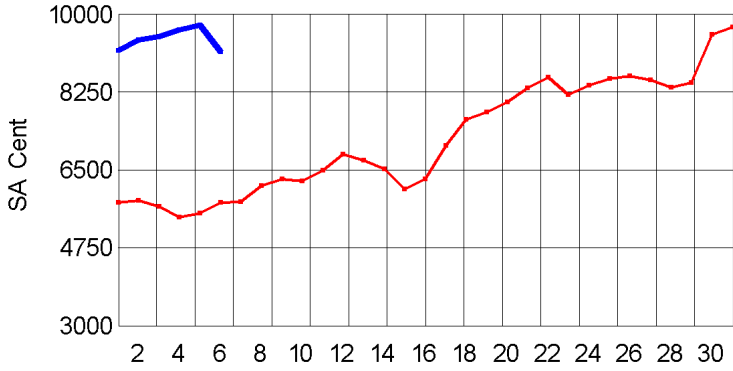
* Crossbred types, Coarse and Coloured and Inferior



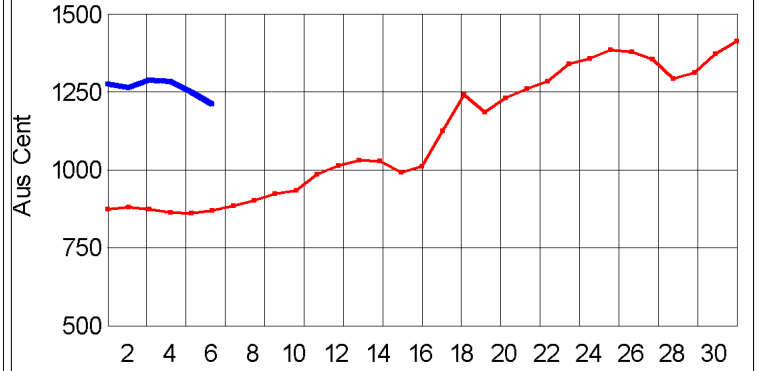
Receipts 2011/2012 Season

Season to Date (Kg.) 8,713,511.1 Previous Season to Date 9,300,475.6 Percentage Change: -6.31%

SA Market Indicator



Aus Market Indicator



Current Season — Previous Season —

Average Fleece Wool Prices (c/kg. clean)
Spinners and Good Topmaking Styles (AWEX Types MF4 and MF5)

Micron	100+mm	90mm	80mm	70mm	60mm	50mm	40mm	30mm	20mm	10mm
18.0										
18.5					11269					
19.0				11093		10061				
19.5			10681	10534	10303	9493				
20.0		10098	10025	9929	9632	9386	8828			
20.5		9735	9825	9778	9325					
21.0		9616	9636	9525						
21.5		9521	9500							
22.0										
22.5										
23.0										
23.5										
24.0										

* Based on a minimum of 3 lots sold per category

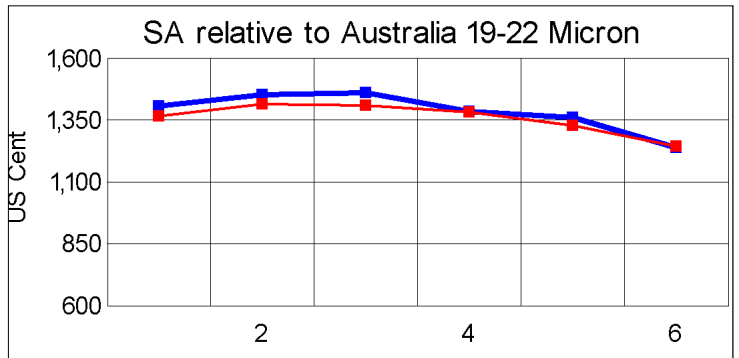
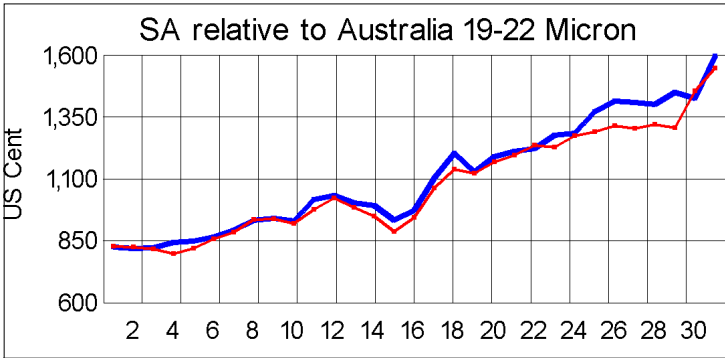
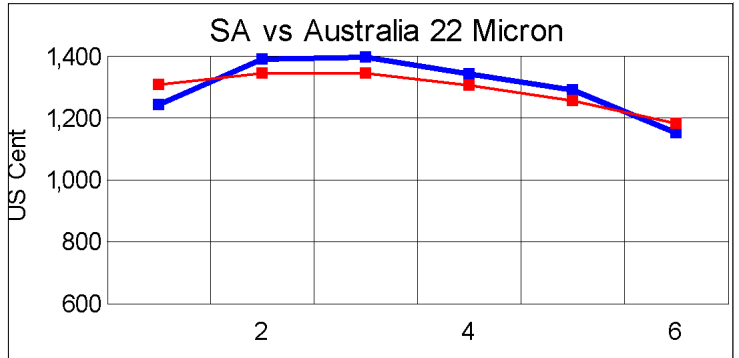
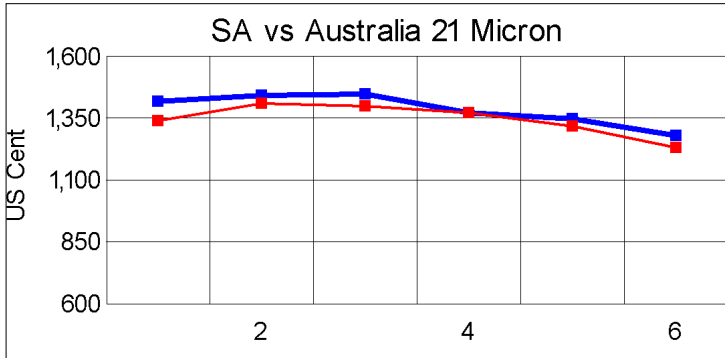
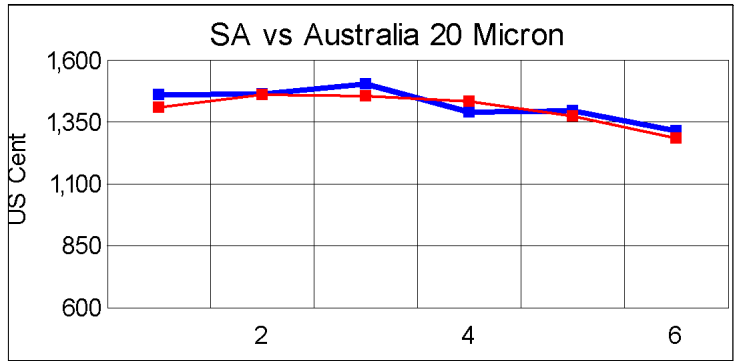
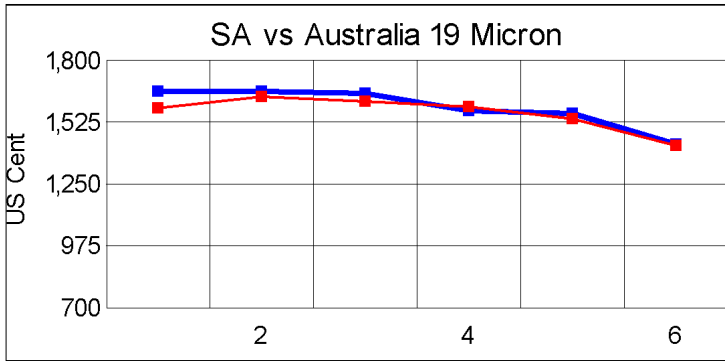
Average Topmaking Styles (AWEX MF6)

Micron	100+mm	90mm	80mm	70mm	60mm	50mm	40mm	30mm	20mm	10mm
18.0										
18.5										
19.0										
19.5										
20.0										
20.5			9861	8992						
21.0			9568							
21.5				9416						
22.0										
22.5										
23.0										
23.5										
24.0										

* Based on a minimum of 3 lots sold per category

Other Selected Types/Qualities

	Long			Medium		
	19μ	20μ	21μ	19μ	20μ	21μ
Good Quality						
Lambswool	11176	9911		9879	9012	
Bellies			8241	9799	8923	7832
Locks				8480	7673	6371
Average Quality						
Lambswool	10633	9674	9623	9429	7971	6956
Bellies	9631	9127	8613	9243	8665	7543
Locks				6346	6894	4521
Inferior Quality						
Fleecewool	9880	9421	9558		7143	
Lambswool	10639	9116		7946		
Bellies	9808	9412		9095	8133	7769
Locks				5390	4595	4136



— SA in USc
— Aus in USc

— SA in USc
— Aus in USc

Market Commentary

WOOL MARKET TUMBLES IN WAKE OF UNCERTAINTY

PORT ELIZABETH: Wool prices tumbled at this week's sale as the global uncertainty took its toll and the Cape Wools Merino indicator dropped 6,1% to close at R91,68/kg (clean).

The market also took its lead from Australia where prices have been falling since mid September.

Wools from areas where Rift Valley Fever had occurred were heavily discounted, including bins and groups, which further contributed to the decline.

The rand was trading at R7,80 against the US dollar, which was down 1% from last week's average rate. At R10,63, it was 0,6% weaker against the euro.

It was a fairly small offering with only 5 346 bales offered of which 79% was sold - the lowest sales percentage this season. Major buyers were Standard Wool SA (1 414 bales), Stucken & Co (1 082 bales) and Lempriere SA (855 bales).

Prices declined across the board but wools of 19 microns and finer were the worst affected.

The average clean price for the different categories good top -making (MF5), sound, long fleeces (less than 1% seed content) were as follows: 19 microns dropped 6,8% to close at R111,17/kg, 19,5 microns were down 5% to R105,82/kg, 20 microns declined by 5,6% to R100,43/kg, 20,5 microns were 5,2% cheaper at R97,92/kg; 21 microns weakened by 5,6% to close at R96,21/kg, 21,5 microns were 4,8% cheaper at R95,08/kg and 22 microns fell 4,7% to close at R92,54/kg.

Approximately 7 500 bales will be offered at next week's sale.