

# National Weekly Wool Market Report

Season: 2014/2015

Sale Date: 3&4 March 2015



CAPE WOOLS SA

Tel: 27-41-4844301  
 Fax: 27-41-4846792  
 E-mail: stats@capewools.co.za  
 Website: www.capewools.co.za

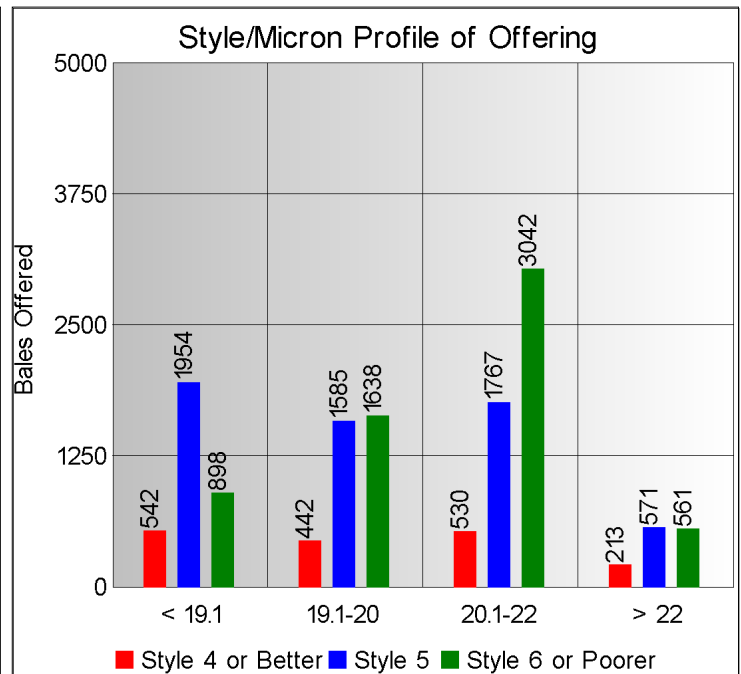
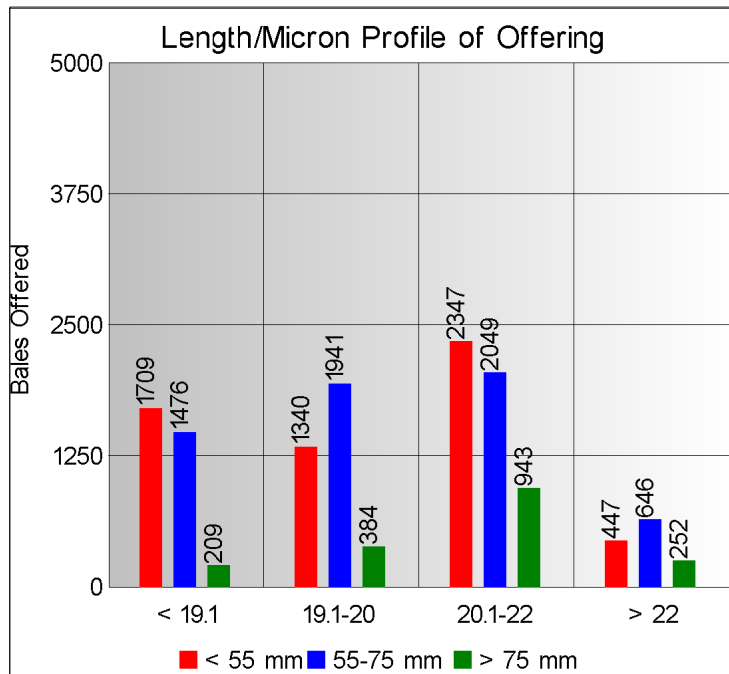
SA Merino Indicator				Buyers			
Indicator Unit	Current Sale	Last Sale	Change	Company	Bales Purchased This Week	% of Purchases	Total Bales Purchased This Season
# SA c/kg	11054	11008	0.4%	Lempriere SA	5020	36.5%	71029
Ave. to date (14/15)	11181	11186	-0.0%	G Modiano SA	2910	21.2%	42533
Ave. to date (13/14)	11374			Standard Wool SA	2478	18.0%	63879
US c/kg	940	962	-2.3%	Stucken & Co	1948	14.2%	32004
Euro c/kg	843	842	0.1%	Segard Masurel SA	596	4.3%	13306
AWEX EMI	1088	1089	-0.1%	H Dawson Sons & Co	387	2.8%	6492
Exchange Rates				New England Wool SA	85	0.6%	2674
Currency Unit	This Week	Previous Week	% Change	Chargeurs Wool SA	84	0.6%	2164
R/USD	11.7602	11.4406	-2.8%	CMW Operations			5770
R/Euro	13.1152	13.0790	-0.3%				
R/AUD	9.1910	9.1132	-0.9%				
USD/AUD	0.7816	0.7968	1.9%				

## Analysis of Offerings by Broker This Week (Bales)

Broker	Merino Fleeces	Merino Bellies	Merino Lambs	Merino Backs	Merino Locks	* Other	Total	% Sold
BKB	5776	792	864	78	738	1219	9467	99.0%
CMW	1033	360	283	155	106	644	2581	96.7%
JLW	55	4	11	4	8	93	175	98.9%
MAS	263	34	50	13	30	679	1069	95.2%
SBL	156	8	8	3	9	15	199	100.0%
VLW	133	33	42	13	18	13	252	100.0%
<b>Total</b>	<b>7416</b>	<b>1231</b>	<b>1258</b>	<b>266</b>	<b>909</b>	<b>2663</b>	<b>13743</b>	<b>98.3%</b>

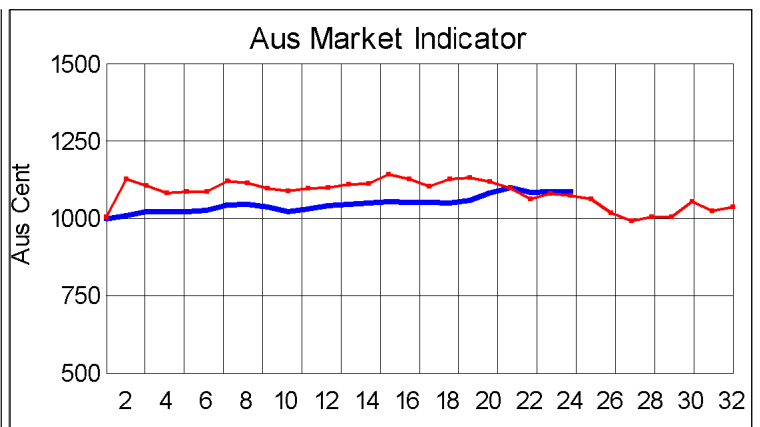
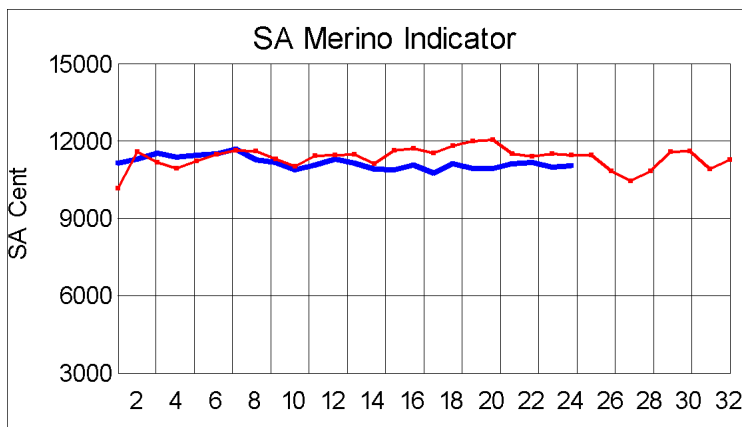
# SA Merino Indicator includes Merino types comparable to international indicators.  
 ## Cape Wools All Wool Indicator, includes all white wool sold at auction.

\* crossbred, coarse and coloured, inferior



## Receipts 2014/2015 Season

Season to Date (Kg.) 39,427,774.9      Previous Season to Date 41,012,757.5      Percentage Change: -3.86%



Current Season — Previous Season —

**Average Fleece Wool Prices (c/kg. clean)**  
**Spinners and Good Topmaking Styles (AWEX Types MF4 and MF5)**

Micron	100+mm	90mm	80mm	70mm	60mm	50mm	40mm	30mm	20mm	10mm
18.0			12029	12031	11747	11176				
18.5			11768	11621	11369	11089	11254			
19.0			11536	11400	11280	10850	10978			
19.5			11217	11147	10925	10845	10867			
20.0		11101	11086	10905	10794	10769	10667			
20.5			10839	10727	10677	10560	10000			
21.0		10921	10805	10769	10674	10592	10159			
21.5			10789	10803	10325	10476				
22.0			10811	10727		9910				
22.5			10630	10498						
23.0				10602		9003				
23.5										
24.0										

\* Based on a minimum of 3 lots sold per category

**Average Topmaking Styles (AWEX MF6)**

Micron	100+mm	90mm	80mm	70mm	60mm	50mm	40mm	30mm	20mm	10mm
18.0				11825						
18.5				11435	10944					
19.0				10901	10709					
19.5				10734	10545	10454				
20.0				10607	10483	10519				
20.5				10504	10377	10020				
21.0				10355	10400	9979				
21.5						10142				
22.0										
22.5										
23.0										
23.5										
24.0										

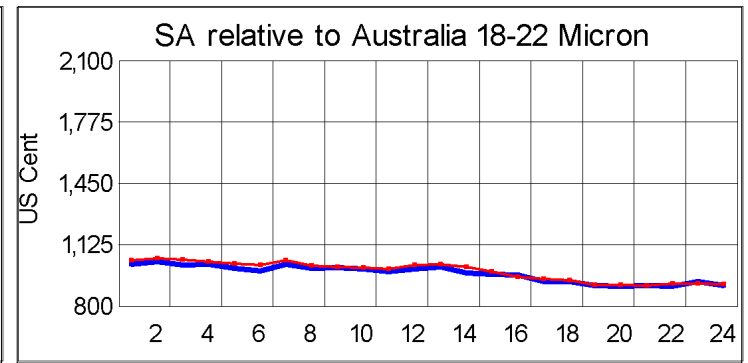
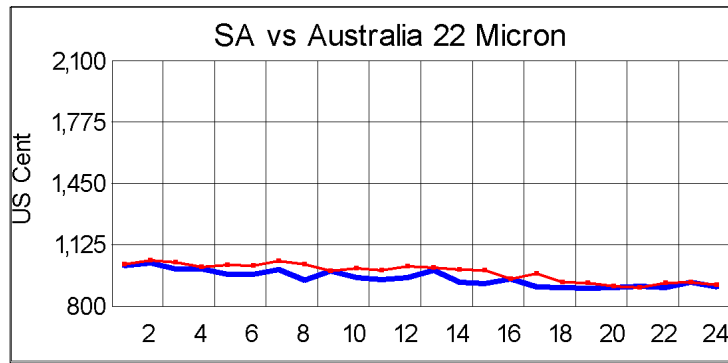
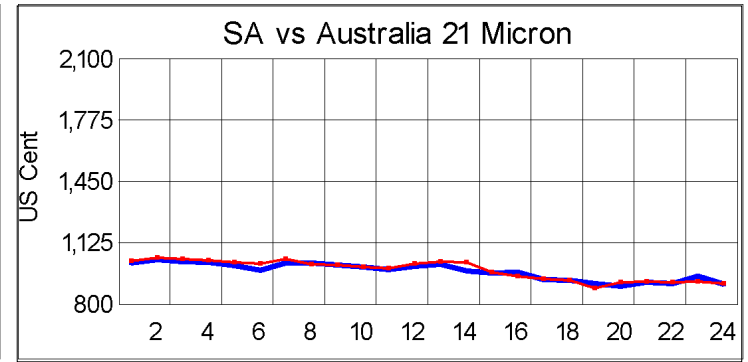
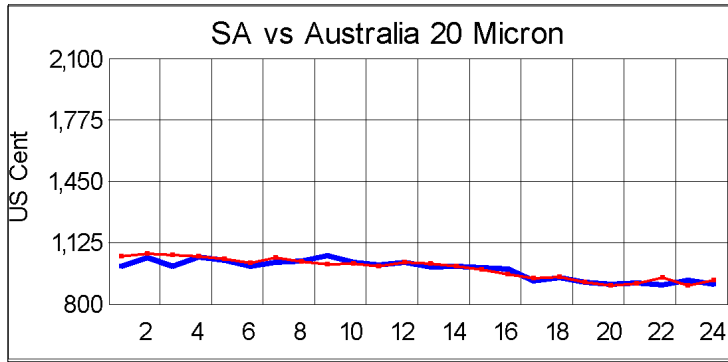
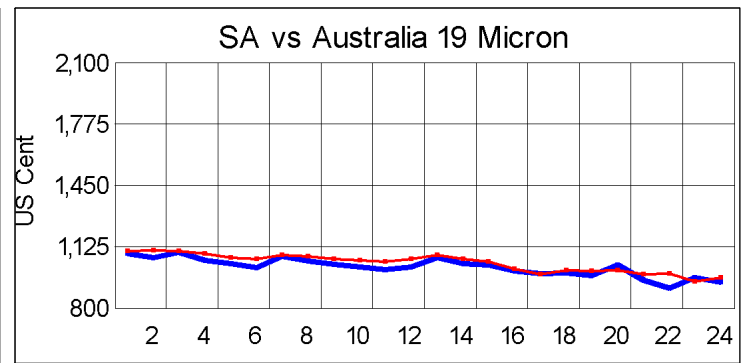
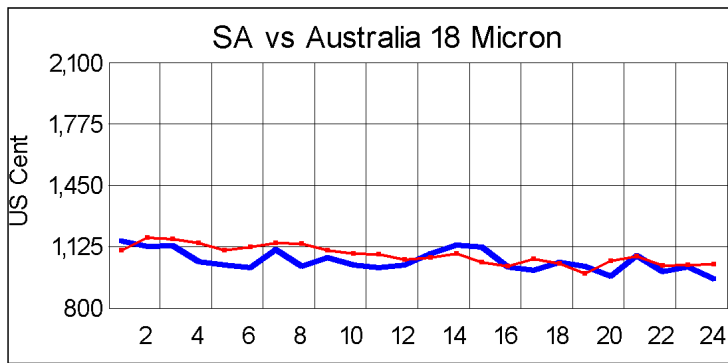
\* Based on a minimum of 3 lots sold per category

**Other Selected Types/Qualities**

Long

Medium

	19μ	20μ	21μ	19μ	20μ	21μ
<b>Good Quality</b>						
Lambswool	11354	11316		11134	10643	
Bellies	10315	10046	10213	10311	10130	9163
Locks	9170	9143		9460	9064	8709
<b>Average Quality</b>						
Lambswool	10630	10351	10521	10758	9979	9903
Bellies	10142	9699	10101	10346	9078	9336
Locks				9351	8707	8137
<b>Inferior Quality</b>						
Fleecewool	10521	9405	9908	10056	7661	8394
Lambswool	10557	10582		11146		
Bellies	9131		10311	9827	9232	8608
Locks	8013			7847	7813	7089



— SA in USc  
— Aus in USc

— SA in USc  
— Aus in USc

## Market Commentary

### WOOL MARKET INCREASES

Port Elizabeth- The wool market was slightly dearer at this week's sale and the Cape Wools Merino indicator gained 0,4% to close at R110,54/kg (clean). This is 1.0% down compared to the opening sale of this season and 3,7% down compared to the corresponding sale of the previous season. On the Australian market the indicator decreased with 0,1%. The Cape Wools-All Wool Indicator gained 2,8%.

Local traders commented that this week's offering was sizable and a fairly decent one, with a very nice selection of long fleece wools on offer. Recent gains may have caused the market to slightly overheat and a correction is expected in the near future.

The Rand on the day traded 2,8% weaker at R11,76 against the US Dollar compared with last week's average rate, and weakened 0,3% against the Euro at R13,12. The offering comprised of 743 bales of which 98% was sold. Most active traders were Lempriere SA (5 020), G Modiano SA (2 910), Standard Wool SA (2 478) and Stucken & Co (1 948).

The average clean prices for the selection within the different categories good topmaking (MF5), long fleeces were as follows: 18,5 microns strengthened by 0,2% to R120,61/kg, 19 microns shed 1% to close at R113,15/kg, 19,5 microns declined with 1,6% to close at R107,83/kg, 20 microns gained 1,4% to close at R109,14/kg, 20,5 microns increased with 0,9% to close at R107,29/kg, 21 microns gained 0,9% to close at R107,39/kg, 21,5 microns strengthened by 1,0% to R104,99/kg and 22 microns rose with 2,9% to close at R107,02/kg.

The next sale is scheduled for 11 March where approximately 8 200 bales will come under the hammer.