

National Weekly Wool Market Report

Season: 2014/2015

Sale Date: 17 & 18 February 2015



CAPE WOOLS SA

Tel: 27-41-4844301
 Fax: 27-41-4846792
 E-mail: stats@capewools.co.za
 Website: www.capewools.co.za

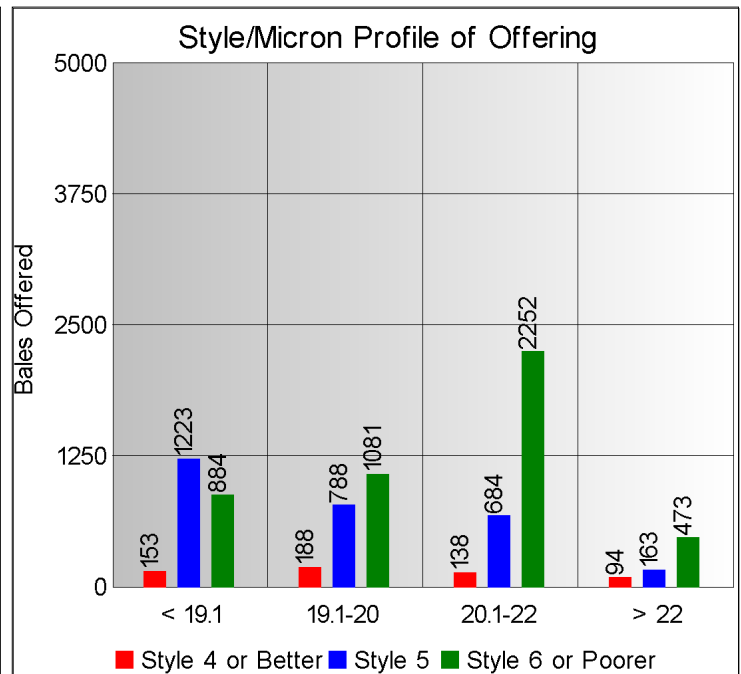
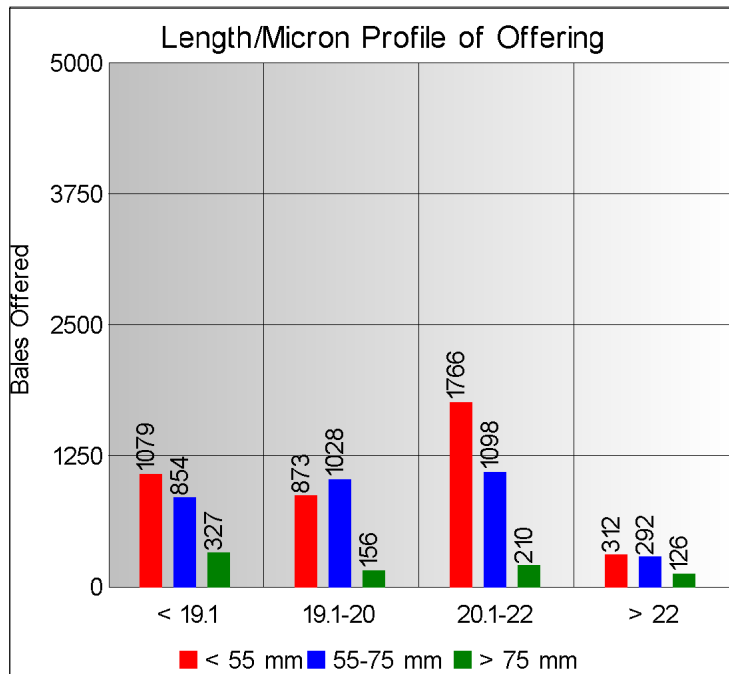
SA Merino Indicator				Buyers			
Indicator Unit	Current Sale	Last Sale	Change	Company	Bales Purchased This Week	% of Purchases	Total Bales Purchased This Season
# SA c/kg	11206	11130	0.7%	Lempriere SA	3033	37.4%	64346
Ave. to date (14/15)	11195	11194	0.0%	Standard Wool SA	1659	20.4%	60117
Ave. to date (13/14)	11445			Stucken & Co	918	11.3%	28935
US c/kg	958	950	0.8%	H Dawson Sons & Co	838	10.3%	6929
Euro c/kg	841	835	0.8%	Segard Masurel SA	704	8.7%	12143
AWEX EMI	1085	1101	-1.5%	G Modiano SA	679	8.4%	38367
Exchange Rates				Chargeurs Wool SA	57	0.7%	2076
Currency Unit	This Week	Previous Week	% Change	New England Wool SA	2	0.0%	2584
R/USD	11.6984	11.7168	0.2%	CMW Operations			4701
R/Euro	13.3181	13.3283	0.1%				
R/AUD	9.1309	9.0931	-0.4%				
USD/AUD	0.7806	0.7759	-0.6%				

Analysis of Offerings by Broker This Week (Bales)

Broker	Merino Fleeces	Merino Bellies	Merino Lambs	Merino Backs	Merino Locks	* Other	Total	% Sold
BKB	2046	371	259	23	268	921	3888	96.5%
CMW	1275	217	318	234	237	523	2804	97.8%
JLW	48	7	4	0	3	4	66	100.0%
MAS	172	42	62	24	98	375	773	97.8%
SBL	71	4	8	4	7	7	101	100.0%
VLW	252	42	14	49	31	101	489	96.7%
Total	3864	683	665	334	644	1931	8121	97.2%

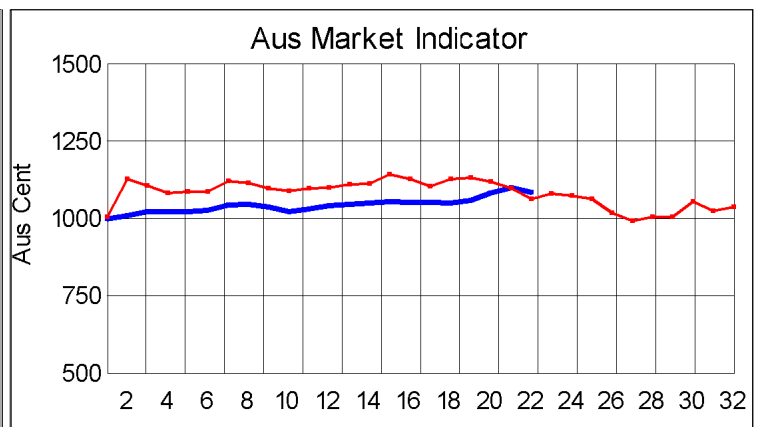
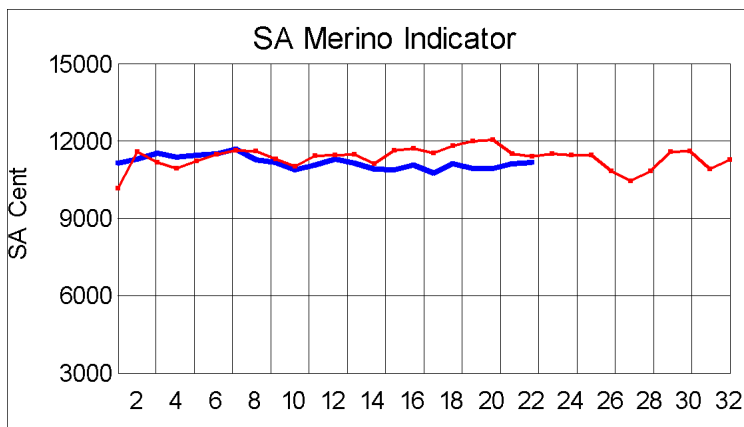
SA Merino Indicator includes Merino types comparable to international indicators.
 ## Cape Wools All Wool Indicator, includes all white wool sold at auction.

* crossbred, coarse and coloured, inferior



Receipts 2014/2015 Season

Season to Date (Kg.) 36,912,447.1 Previous Season to Date 38,627,353.6 Percentage Change: -4.44%



Current Season ■ Previous Season ■

Average Fleece Wool Prices (c/kg. clean)
Spinners and Good Topmaking Styles (AWEX Types MF4 and MF5)

Micron	100+mm	90mm	80mm	70mm	60mm	50mm	40mm	30mm	20mm	10mm
18.0			12686	12524						
18.5			12328	12392	11461		11490			
19.0			11599	11683	11386		10971			
19.5		11517	11456	11405	10966	10839	10524			
20.0			11146	11018	10831	10496				
20.5				11223	10705	10669				
21.0				10812						
21.5				10830	10508		9888			
22.0										
22.5										
23.0										
23.5										
24.0										

* Based on a minimum of 3 lots sold per category

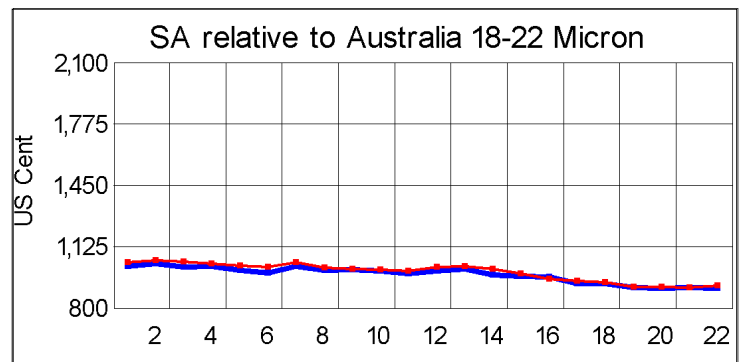
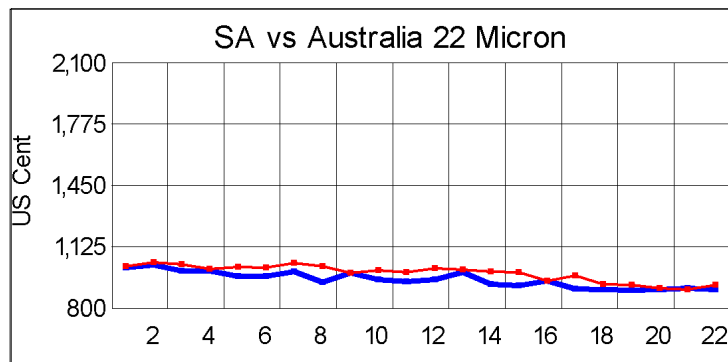
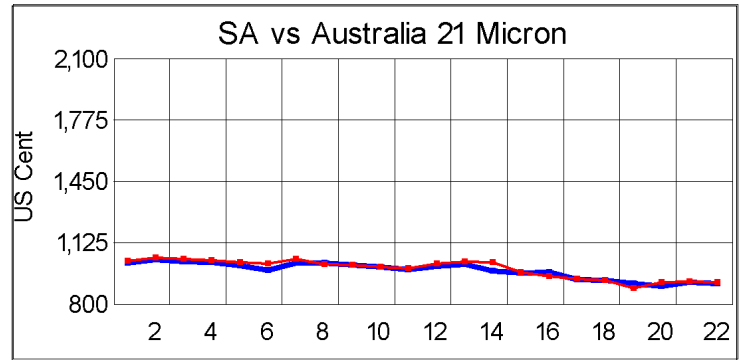
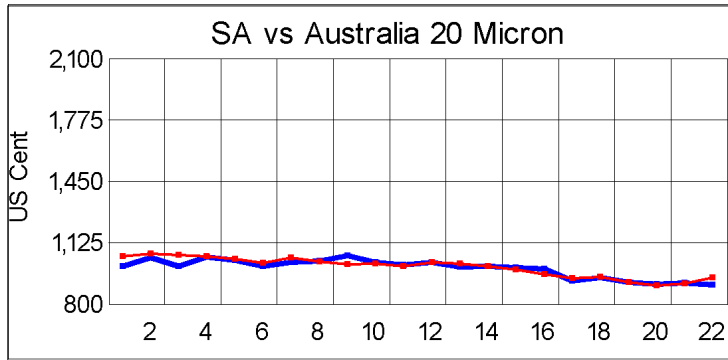
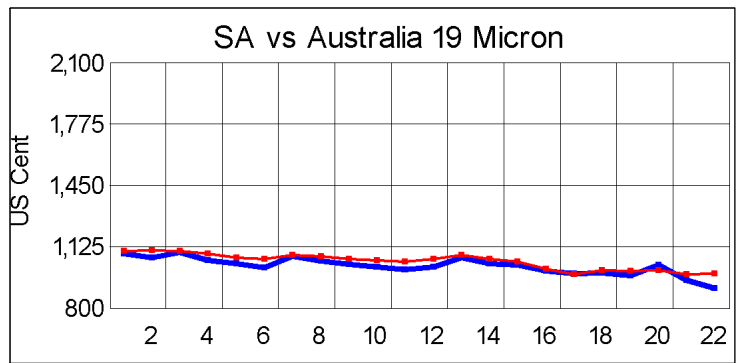
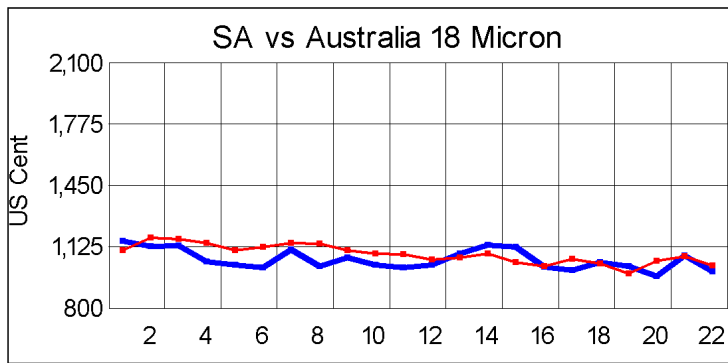
Average Topmaking Styles (AWEX MF6)

Micron	100+mm	90mm	80mm	70mm	60mm	50mm	40mm	30mm	20mm	10mm
18.0										
18.5										
19.0										
19.5				11351		10626	10485			
20.0				10875						
20.5				10742	10571					
21.0				10741						
21.5										
22.0										
22.5										
23.0										
23.5										
24.0										

* Based on a minimum of 3 lots sold per category

Other Selected Types/Qualities

	Long			Medium		
	19μ	20μ	21μ	19μ	20μ	21μ
Good Quality						
Lambswool	11399	11238		10903	10782	
Bellies	10711	10175		10577	10371	
Locks				9734	9552	8519
Average Quality						
Lambswool	10367	10740		10445	9477	8845
Bellies	10633			10219	9355	8767
Locks	7899			9825	9252	6034
Inferior Quality						
Fleecewool	11044	9852	9708	10313	8732	9193
Lambswool	10946	10678		10967		
Bellies				10339	9781	9033
Locks	8036			8032	8111	7566



— SA in USc
— Aus in USc

— SA in USc
— Aus in USc

Market Commentary

WOOL MARKET STRENGTHENS

Port Elizabeth - The wool market remained firm at this week's sale and the Cape Wools' Merino indicator gained 0,7% compared with the previous sale to close at R112,06/kg (clean). This is 0,4% up compared to the opening sale of this season and 1,9% down compared to the corresponding sale of the previous season. On the Australian market, the indicator decreased with 1,5%. The Cape Wools All-Wool Indicator gained 1,0%.

Local traders said that the fairly decent selection of fine wools on offer benefited wool prices this week. Buyers reported solid demand for the small percentage of good quality wools, specifically the 20-22 micron range, due to a limited supply at this week's sale.

The Rand on the day traded 0,2% stronger at R11,70 against the US dollar, compared with last week's average rate, and strengthened 0,1% against the Euro at R13,32. The offering comprised of 8 121 bales of which 97% was sold. Major traders were Lempriere SA (3 033) and Standard Wool SA (1 659).

The average clean prices for the selection within the different categories good top-making (MF5), long fleeces were as follows: 18 microns were down by 0,2% to close at R120,62/kg, 18,5 microns strengthened by 0,2% to R121,41/kg, 19 microns gained 0,6% to close at R115,74/kg, 19,5 microns rose with 1,1% to close at R113,53/kg, 20 microns gained 1,1% to close at R110,28/kg, 20,5 microns increased with 1,5% to close at R110,72/kg, 21 microns declined 0,4% to close at R107,38/kg, 21,5 microns strengthened by 1,5% to R108,02/kg and 22 microns rose with 2,0% to close at R107,65/kg.

The next sale is scheduled for 25 February where approximately 5 900 bales will be on offer.