

National Weekly Wool Market Report

Season: 2014/2015

Sale Date: 11 February 2015



CAPE WOOLS SA

Tel: 27-41-4844301
 Fax: 27-41-4846792
 E-mail: stats@capewools.co.za
 Website: www.capewools.co.za

SA Merino Indicator				Buyers			
Indicator Unit	Current Sale	Last Sale	Change	Company	Bales Purchased This Week	% of Purchases	Total Bales Purchased This Season
# SA c/kg	11130	10962	1.5%	Standard Wool SA	2143	34.2%	58455
Ave. to date (14/15)	11194	11197	-0.0%	G Modiano SA	1424	22.7%	37688
Ave. to date (13/14)	11446			Lempriere SA	1174	18.8%	61312
US c/kg	950	962	-1.3%	Stucken & Co	723	11.6%	28017
Euro c/kg	835	840	-0.6%	Segard Masurel SA	353	5.6%	11439
AWEX EMI	1101	1084	1.6%	H Dawson Sons & Co	276	4.4%	6310
				New England Wool SA	4	0.1%	2582
				CMW Operations			4477
				Chargeurs Wool SA			2019

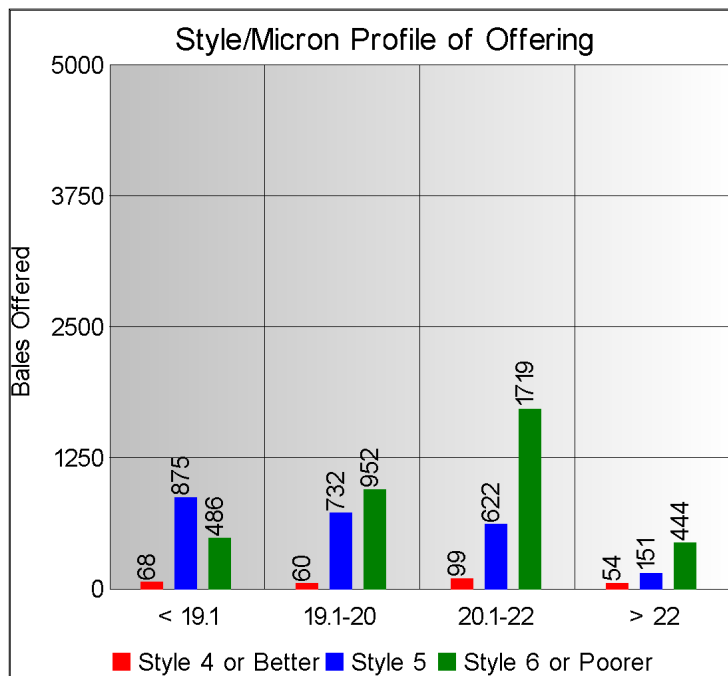
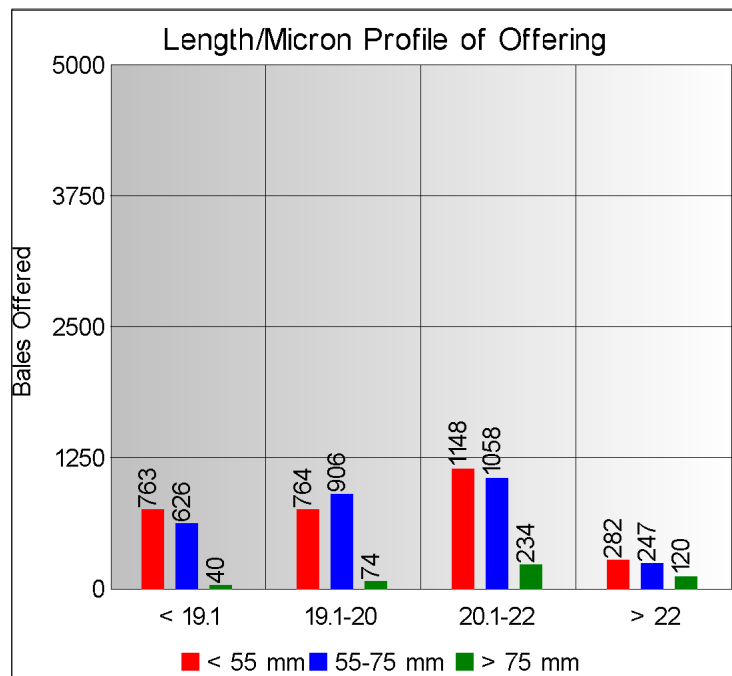
Exchange Rates			
Currency Unit	This Week	Previous Week	% Change
R/USD	11.7168	11.3911	-2.9%
R/Euro	13.3283	13.0548	-2.1%
R/AUD	9.0931	8.8964	-2.2%
USD/AUD	0.7759	0.7810	0.7%

Analysis of Offerings by Broker This Week (Bales)

Broker	Merino Fleeces	Merino Bellies	Merino Lambs	Merino Backs	Merino Locks	* Other	Total	% Sold
BKB	2661	355	441	35	385	945	4822	97.7%
CMW	415	149	104	140	149	483	1440	96.4%
MAS	0	0	0	0	0	0	0	
SBL	0	0	0	0	0	0	0	
VLW	0	0	0	0	0	0	0	
Total	3076	504	545	175	534	1428	6262	97.4%

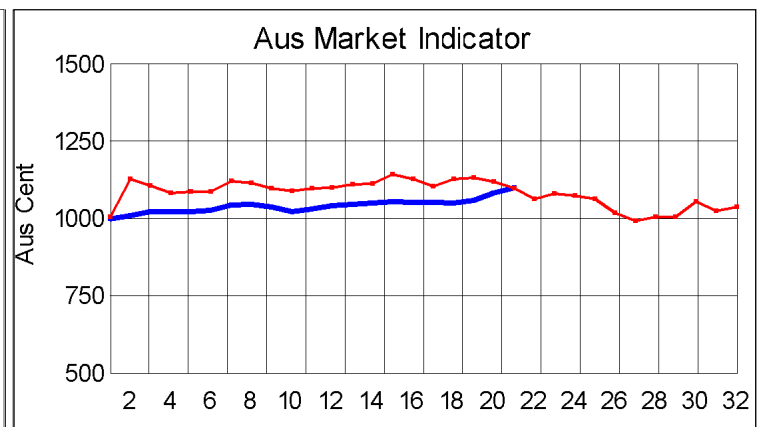
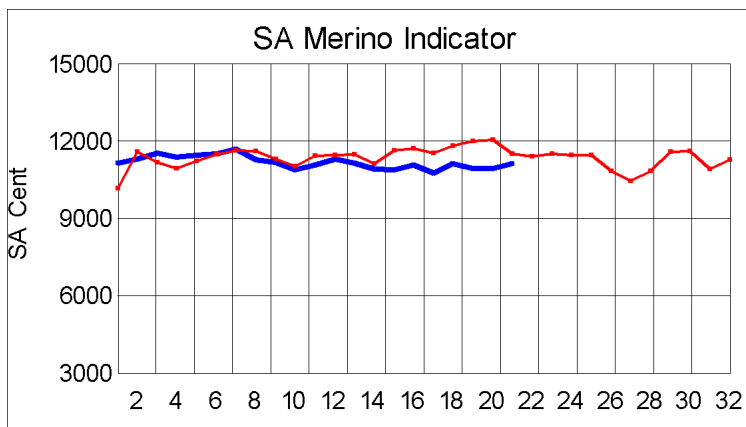
SA Merino Indicator includes Merino types comparable to international indicators.
 ## Cape Wools All Wool Indicator, includes all white wool sold at auction.

* crossbred, coarse and coloured, inferior



Receipts 2014/2015 Season

Season to Date (Kg.) 35,832,501.1 Previous Season to Date 37,439,738.5 Percentage Change: -4.29%



Current Season ■ Previous Season ■

**Average Fleece Wool Prices (c/kg. clean)
Spinners and Good Topmaking Styles (AWEX Types MF4 and MF5)**

Micron	100+mm	90mm	80mm	70mm	60mm	50mm	40mm	30mm	20mm	10mm
18.0										
18.5				12238	10785	11189				
19.0				11658	11206					
19.5						10368				
20.0			11040	10873	10749	10275				
20.5			11134	10823	10747					
21.0				10585						
21.5				10707						
22.0										
22.5										
23.0										
23.5										
24.0										

* Based on a minimum of 3 lots sold per category

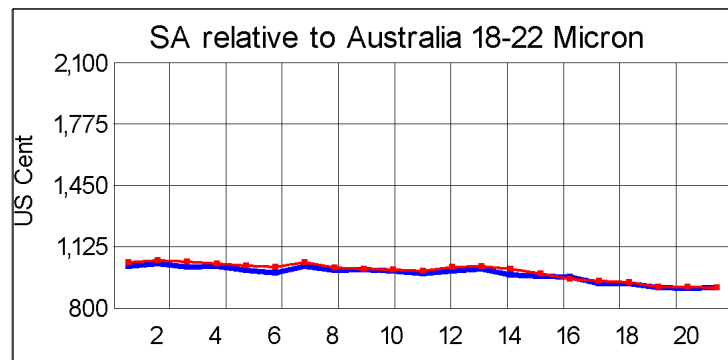
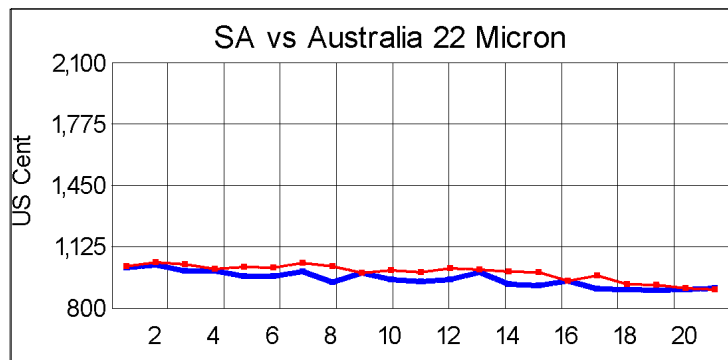
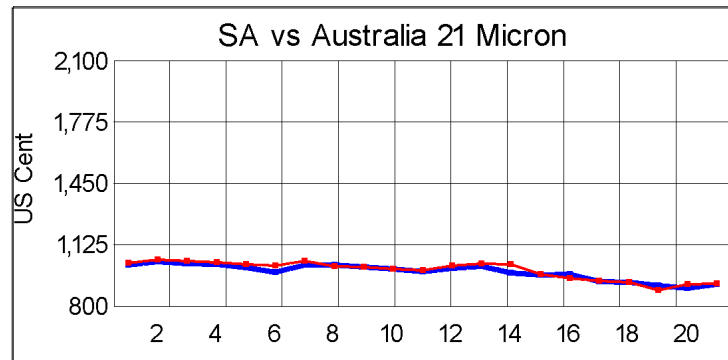
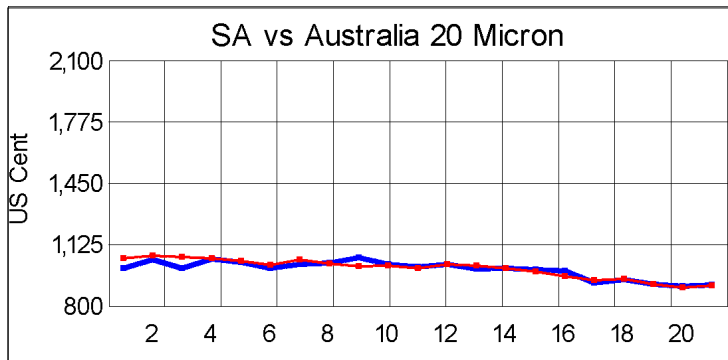
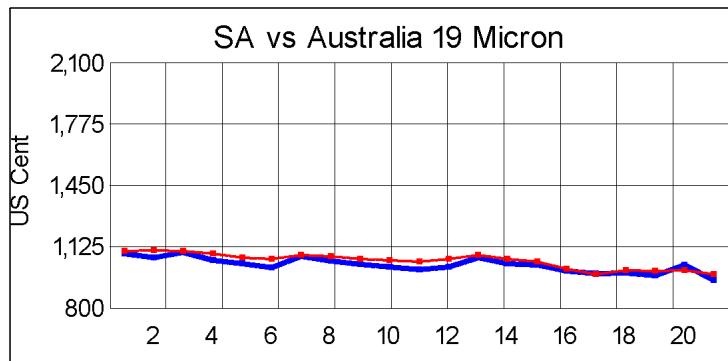
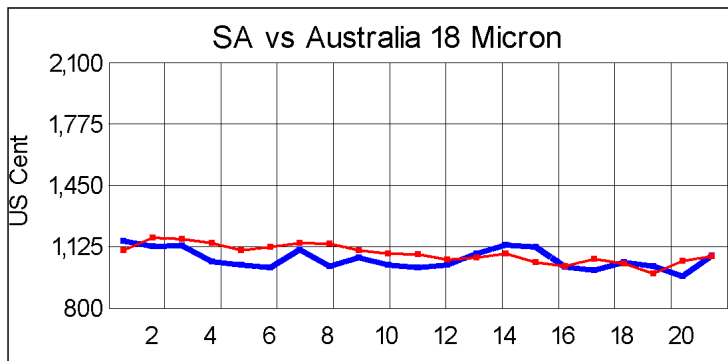
Average Topmaking Styles (AWEX MF6)

Micron	100+mm	90mm	80mm	70mm	60mm	50mm	40mm	30mm	20mm	10mm
18.0					10659					
18.5				12082						
19.0										
19.5				10969	10290					
20.0					10367					
20.5				10525	10049					
21.0				10658						
21.5										
22.0										
22.5										
23.0										
23.5										
24.0										

* Based on a minimum of 3 lots sold per category

Other Selected Types/Qualities

	Long			Medium		
	19μ	20μ	21μ	19μ	20μ	21μ
Good Quality						
Lambswool	11211			10732	10187	
Bellies	10569	9989		10323	10161	
Locks				9576	9205	8858
Average Quality						
Lambswool	10228	8885		10467	8691	
Bellies	10101	10101		10257	9399	9190
Locks	9378	8861		9113	8766	8853
Inferior Quality						
Fleecewool	10330	10017	10110		8096	
Lambswool						
Bellies		9261		9958	8797	6801
Locks	8530	7742	7562	8114	6304	4895



— SA in USc
— Aus in USc

— SA in USc
— Aus in USc

Market Commentary

RAND SUPPORTS WOOL MARKET

Port Elizabeth - The wool market was dearer at this week's sale and the Cape Wools Merino indicator gained 1,5% to close at R111,30/kg (clean). This is 0,3% down compared to the opening sale of this season and 3,5% down compared to the corresponding sale of the previous season. On the Australian Market, the market indicator gained 1,6%. The Cape Wools All-Wool Indicator gained 1,0%.

According to local traders, this increase was supported by the weaker Rand and they commented that there was good opportunities and firm demand for good quality well-grown Merino wool.

The Rand on the day traded 2,9% weaker at R11,72 against the US dollar, compared with last week's average rate, and weakened 2,1% against the Euro at R13,33. It was a rather small offering, comprising of 6 262 bales of which 97% was sold. Major traders were Standard Wool SA (2 143), G Modiano SA (1 424) and Lempriere SA (1 174).

The average clean prices for the selection within the different categories good top-making (MF5), long fleeces were as follows: 18 microns were up by 0,1% to close at R120,84/kg, 18,5 microns weakened by 0,9% to R121,16/kg, 19 microns were unchanged at R115,09/kg, 19,5 microns rose with 3,8% to close at R112,24/kg, 20 microns gained 2,8% to close at R109,07/kg, 20,5 microns increased with 2,7% to close at R109,10/kg, 21 microns gained 1,9% to close at R107,86/kg, 21,5 microns strengthened by 1,3% to R106,38/kg and 22 microns declined with 0,5% to close at R105,52/kg.

The next sale is scheduled for 18 February where approximately 7 800 bales will be on offer.