

# National Weekly Wool Market Report

Season: 2014/2015

Sale Date: 04 February 2015



CAPE WOOLS SA

Tel: 27-41-4844301  
 Fax: 27-41-4846792  
 E-mail: stats@capewools.co.za  
 Website: www.capewools.co.za

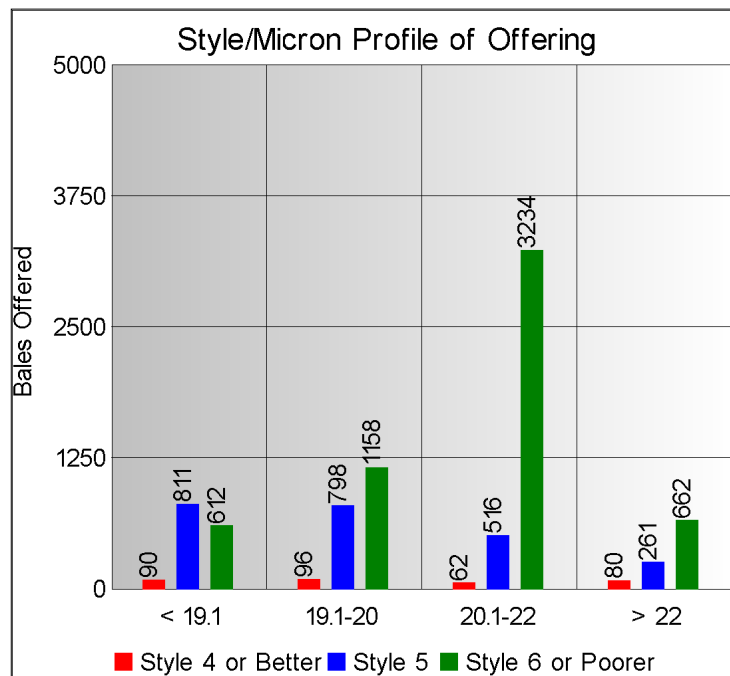
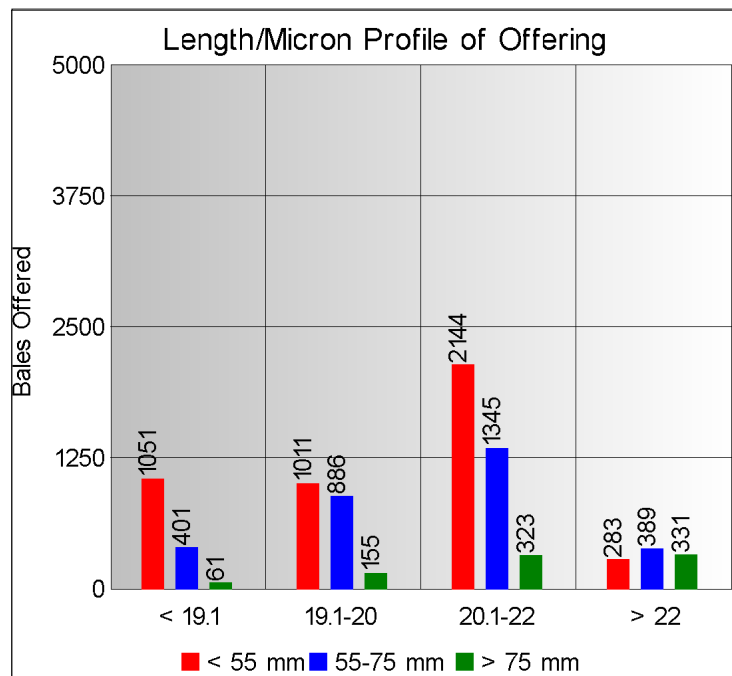
SA Merino Indicator				Buyers			
Indicator Unit	Current Sale	Last Sale	Change	Company	Bales Purchased This Week	% of Purchases	Total Bales Purchased This Season
# SA c/kg	10962	10972	-0.1%	Lempriere SA	2927	34.9%	60138
Ave. to date (14/15)	11197	11210	-0.1%	Standard Wool SA	1636	19.5%	56309
Ave. to date (13/14)	11142			Stucken & Co	1487	17.7%	27294
US c/kg	962	950	1.3%	G Modiano SA	1329	15.9%	36264
Euro c/kg	840	837	0.3%	Segard Masurel SA	599	7.2%	11049
AWEX EMI	1084	1061	2.2%	H Dawson Sons & Co	117	1.4%	6076
Exchange Rates				New England Wool SA	40	0.5%	2578
Currency Unit	This Week	Previous Week	% Change	CMW Operations			4435
R/USD	11.3911	11.5463	1.3%	Chargeurs Wool SA			2019
R/Euro	13.0548	13.1046	0.4%				
R/AUD	8.8964	9.2059	3.4%				
USD/AUD	0.7810	0.7975	2.1%				

## Analysis of Offerings by Broker This Week (Bales)

Broker	Merino Fleeces	Merino Bellies	Merino Lambs	Merino Backs	Merino Locks	* Other	Total	% Sold
BKB	1600	508	246	4	413	1634	4405	97.6%
CMW	443	187	68	151	141	654	1644	94.7%
JLW	90	10	14	5	14	52	185	96.2%
MAS	740	112	120	48	91	497	1608	97.6%
SBL	129	29	12	9	11	16	206	100.0%
VLW	100	10	4	24	16	178	332	98.5%
<b>Total</b>	<b>3102</b>	<b>856</b>	<b>464</b>	<b>241</b>	<b>686</b>	<b>3031</b>	<b>8380</b>	<b>97.1%</b>

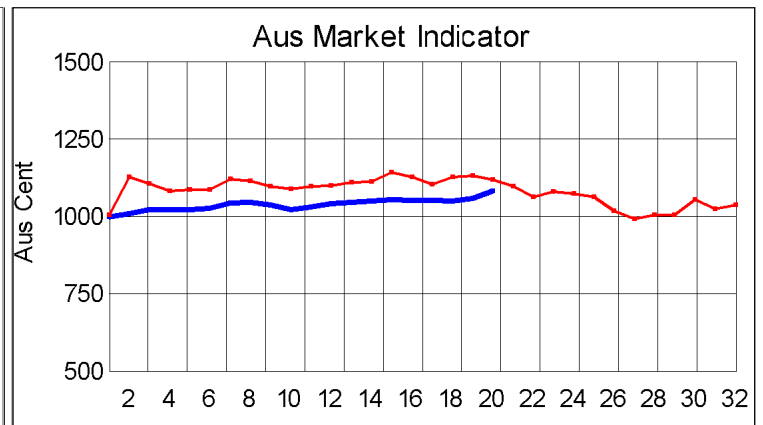
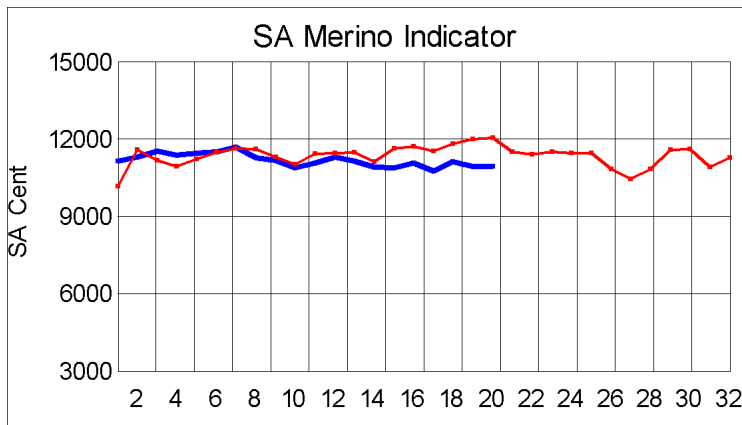
# SA Merino Indicator includes Merino types comparable to international indicators.  
 ## Cape Wools All Wool Indicator, includes all white wool sold at auction.

\* crossbred, coarse and coloured, inferior



## Receipts 2014/2015 Season

Season to Date (Kg.) 34,405,510.9      Previous Season to Date 36,100,287.2      Percentage Change: -4.69%



Current Season ■ Previous Season ■

**Average Fleece Wool Prices (c/kg. clean)  
Spinners and Good Topmaking Styles (AWEX Types MF4 and MF5)**

Micron	100+mm	90mm	80mm	70mm	60mm	50mm	40mm	30mm	20mm	10mm
18.0					12449	11119	11220			
18.5				11874	11859	10983	11079			
19.0				11887	11522	10716	10341			
19.5			11063	10860	10621	10516				
20.0			10759	10583						
20.5					10494	10131				
21.0			10656	10469		10203				
21.5				10697						
22.0										
22.5										
23.0										
23.5										
24.0										

\* Based on a minimum of 3 lots sold per category

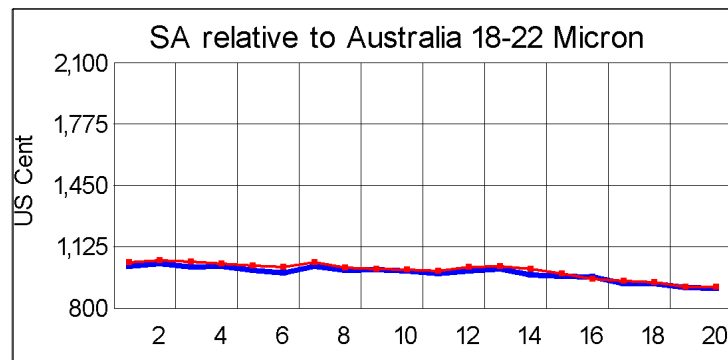
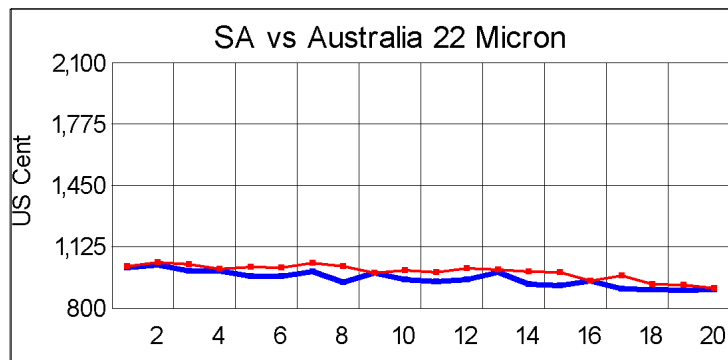
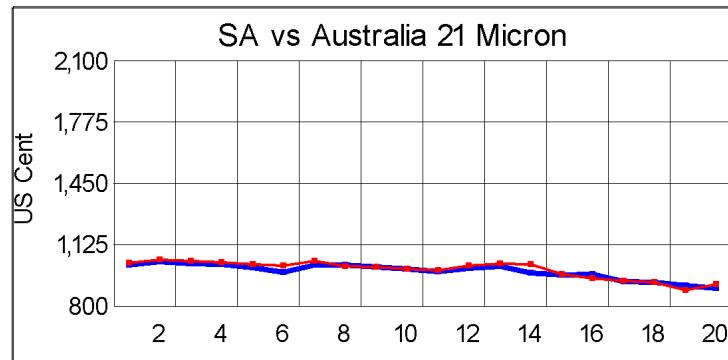
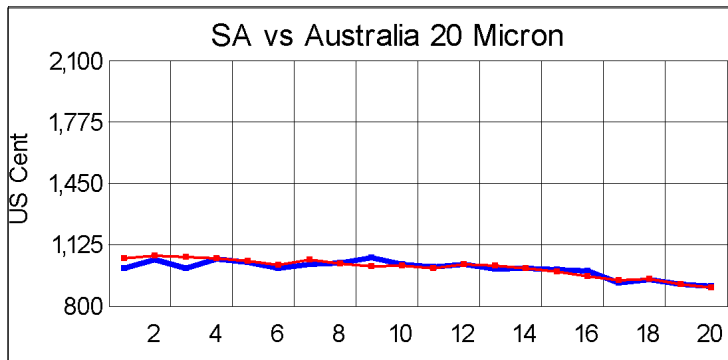
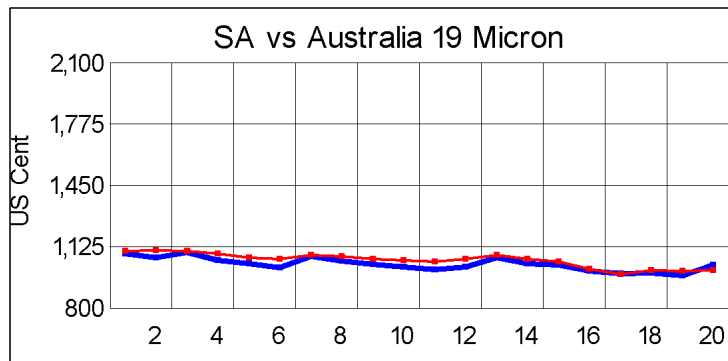
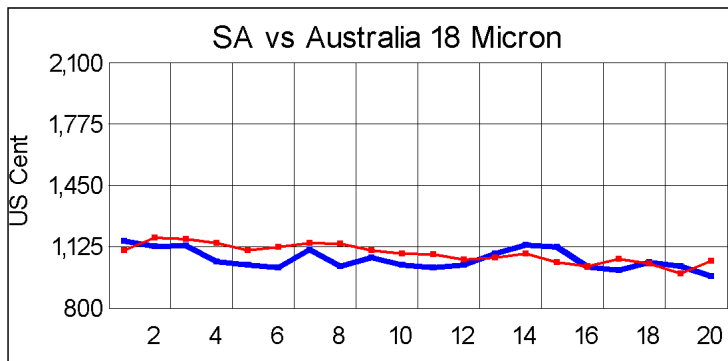
**Average Topmaking Styles (AWEX MF6)**

Micron	100+mm	90mm	80mm	70mm	60mm	50mm	40mm	30mm	20mm	10mm
18.0										
18.5										
19.0										
19.5										
20.0					10111					
20.5				10290		9722				
21.0										
21.5										
22.0										
22.5										
23.0										
23.5										
24.0										

\* Based on a minimum of 3 lots sold per category

**Other Selected Types/Qualities**

	Long			Medium		
	19μ	20μ	21μ	19μ	20μ	21μ
<b>Good Quality</b>						
Lambswool	10984	10325	10575	10377	10225	
Bellies				9908	9351	
Locks	8104		8572	8583	8794	
<b>Average Quality</b>						
Lambswool	11047	9218	8555	9585	9256	
Bellies	10261	9359		9727	8160	
Locks		6821		8507	8018	5663
<b>Inferior Quality</b>						
Fleecewool	10151	8821	9047	9906	9367	
Lambswool						
Bellies	9996	7609	7754	9497	8722	7110
Locks			7381	7647	7645	6997



— SA in USc  
— Aus in USc

— SA in USc  
— Aus in USc

## Market Commentary

### WOOL MARKET UNCHANGED

Port Elizabeth - The wool market was slightly softer at this week's sale with the Cape Wools Merino Indicator shedding 0,1% on last week to close the day at R109,62/kg (clean). This is 1,8% lower compared to the opening sale and 9,2% below the corresponding sale of last year. On the Australian Market, the indicator gained 2,2%. The Cape Wools All Wool Indicator shed 1,9%.

Local traders attributed the softer prices to the stronger currency. Buyers remain concerned with the quality of wool offered to the market and commented that the day's offering had been small and of inferior quality.

The rand appreciated by 1,3% against the US dollar compared with the average rate at the previous sale, trading at R11,39, while it was 0,4% stronger against the Euro at R13,05. The offering comprised of 8 380 bales of which 97% was sold. Major traders were Lempriere SA (2 927), Standard Wool SA (1 636), Stucken & Co (1 487) and G Modiano SA (1 329).

The average clean prices for the selection within the different categories good topmaking (MF5), long fleeces were as follows: 18,5 microns strengthened by 1,6% to R122,30/kg, 19 microns gained 0,2% to close at R115,14/kg, 19,5 microns dropped with 1,6% to close at R108,18/kg, 20 microns declined with 1,7% to close at R106,14/kg, 20,5 microns decreased with 0,9% to close at R106,19/kg, 21,0 microns gained 0,1% to close at R105,48/kg, 21,5 microns weakened by 1,5% to close at R105,02/kg and 22,0 microns dropped with 0,7% to close at R106,01/kg.

The next sale is scheduled for 11 February where approximately 6 000 bales will be on offer.