

National Weekly Wool Market Report

Season: 2014/2015

Sale Date: 2&3 September 2014



CAPE WOOLS SA

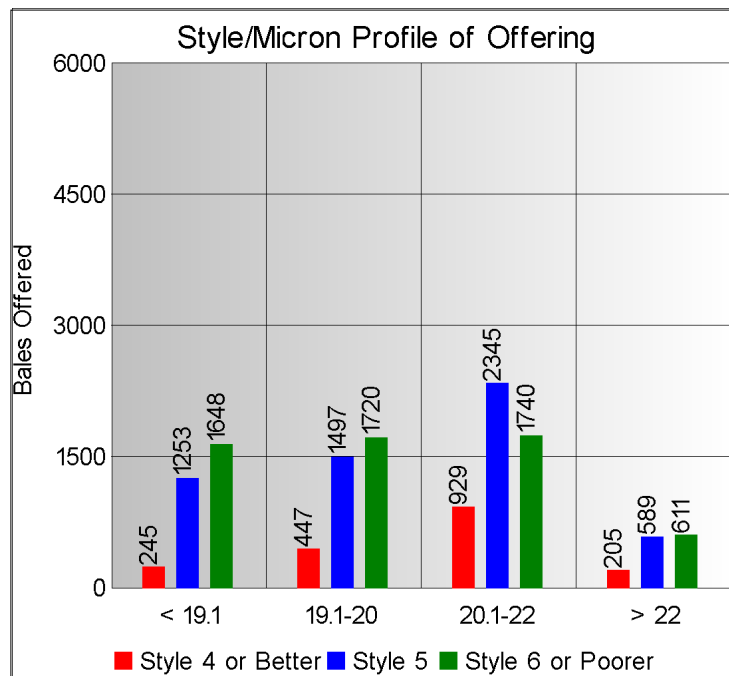
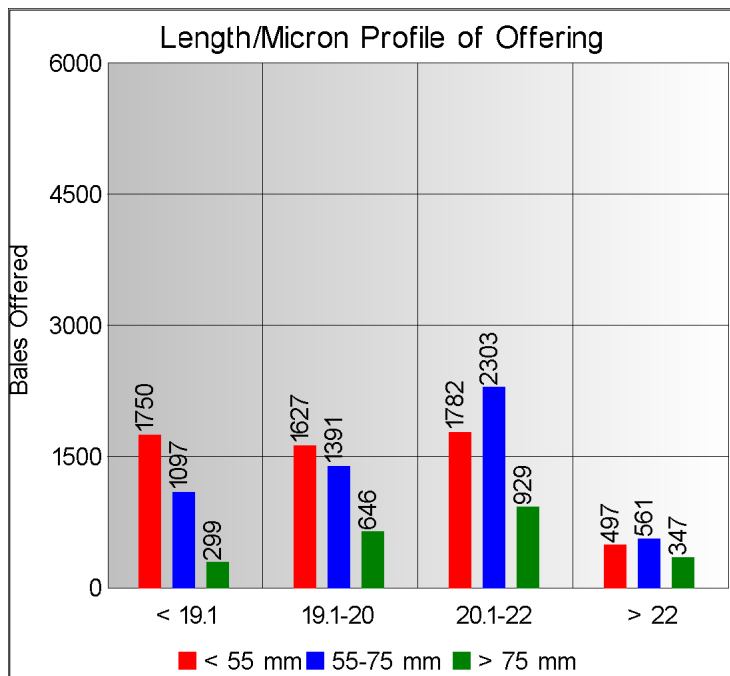
Tel: 27-41-4844301
 Fax: 27-41-4846792
 E-mail: stats@capewools.co.za
 Website: www.capewools.co.za

Market Indicators				Buyers			
Indicator Unit	Current Sale	Last Sale	Change	Company	Bales Purchased This Week	% of Purchases	Total Bales Purchased This Season
SA c/kg	11332	11163	1.5%	Standard Wool SA	4072	30.8%	8884
Ave. to date (14/15)	11248	11163	0.8%	Lempriere SA	3292	24.9%	6041
Ave. to date (13/14)	10900			Stucken & Co	2642	20.0%	4538
US c/kg	1060	1047	1.2%	G Modiano SA	1647	12.5%	4217
Euro c/kg	806	788	2.4%	Segard Masurel SA	727	5.5%	1409
AWEX EMI	1011	1001	1.0%	H Dawson Sons & Co	453	3.4%	651
Exchange Rates				New England Wool SA	104	0.8%	781
Currency Unit	This Week	Previous Week	% Change	Chargeurs Wool SA	96	0.7%	186
R/USD	10.6945	10.6626	-0.3%	CMW Operations			
R/Euro	14.0553	14.1740	0.8%				
R/AUD	9.9690	9.9039	-0.7%				
USD/AUD	0.9322	0.9286	-0.4%				

Analysis of Offerings by Broker This Week (Bales)

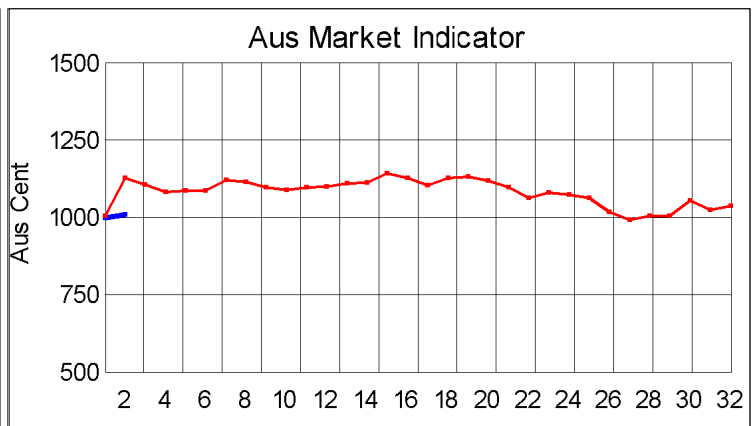
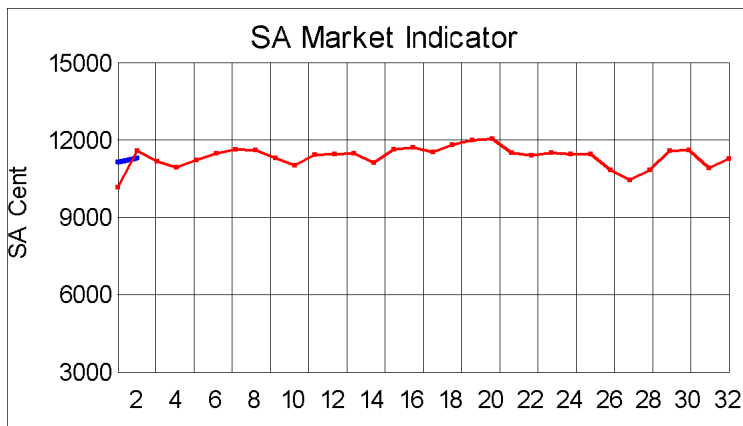
Broker	Merino Fleeces	Merino Bellies	Merino Lambs	Merino Backs	Merino Locks	* Other	Total	% Sold
BKB	5120	712	1184	368	576	1248	9208	98.9%
CMW	2126	356	520	177	292	550	4021	97.6%
MAS	0	0	0	0	0	0	0	
SBL	0	0	0	0	0	0	0	
VLW	0	0	0	0	0	0	0	
Total	7246	1068	1704	545	868	1798	13229	98.5%

* Crossbred types, Coarse and Coloured and Inferior



Receipts 2014/2015 Season

Season to Date (Kg.) 6,145,229.2 Previous Season to Date 6,372,752.1 Percentage Change: -3.57%



Current Season — Previous Season —

**Average Fleece Wool Prices (c/kg. clean)
Spinners and Good Topmaking Styles (AWEX Types MF4 and MF5)**

Micron	100+mm	90mm	80mm	70mm	60mm	50mm	40mm	30mm	20mm	10mm
18.0				12742	11939	11512	10912	9017		
18.5			12219	12280	11628		10929	8877	8050	
19.0			11968	11857	11632	11255	10504			
19.5		11697	11620	11609	11478	11114	10480			
20.0			11456	11428	11173	11027	10425	8636		
20.5		11235	11341	11257	11173	10894	10081	8514		
21.0		11269	11261	11211	11123	10831	9624			
21.5		11195	11317	11196	11053	10862	9033			
22.0			11126	11235	11106	10450				
22.5			11313	11251						
23.0			11142	11236						
23.5			11086	10893						
24.0				10614						

* Based on a minimum of 3 lots sold per category

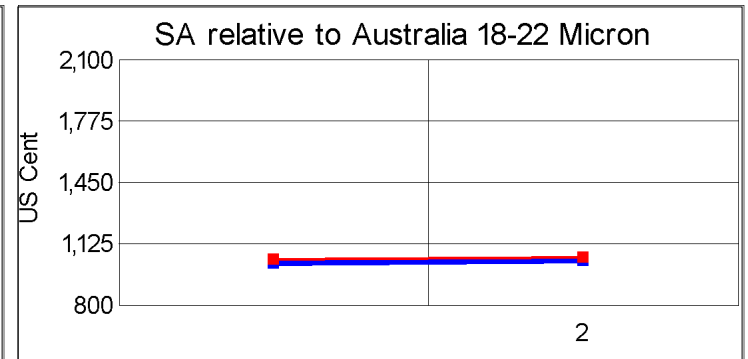
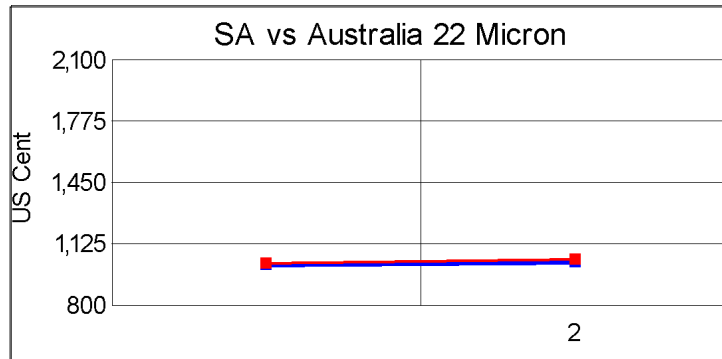
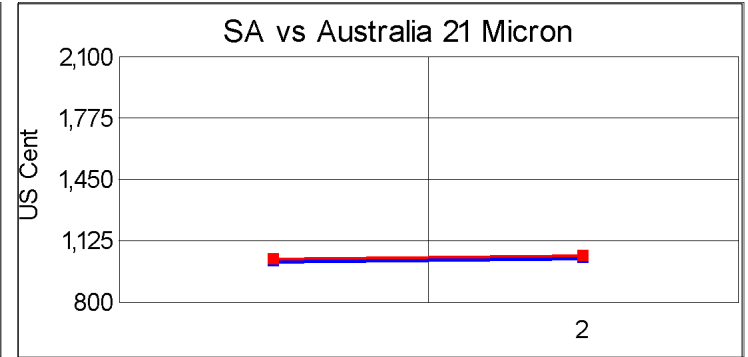
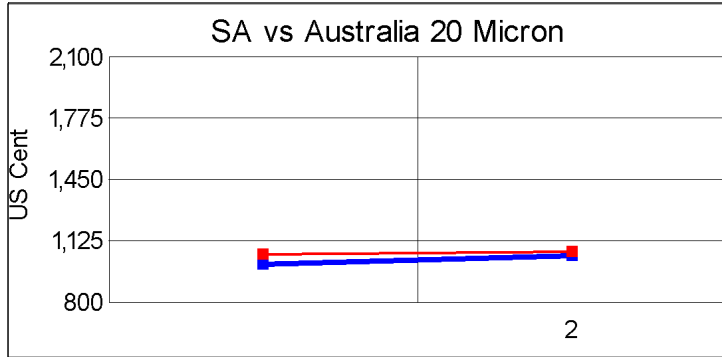
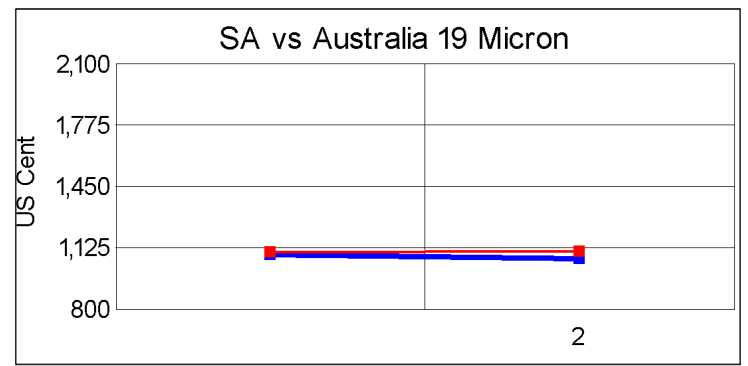
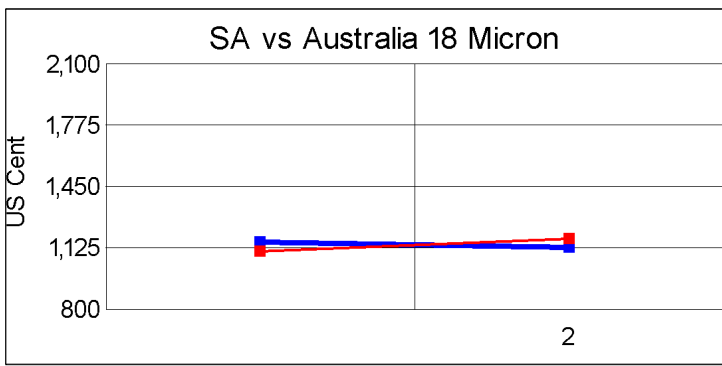
Average Topmaking Styles (AWEX MF6)

Micron	100+mm	90mm	80mm	70mm	60mm	50mm	40mm	30mm	20mm	10mm
18.0										
18.5										
19.0										
19.5			11287		11261					
20.0				11334		10931				
20.5						10769				
21.0				11105	11058	10721				
21.5				11215		10877				
22.0										
22.5										
23.0										
23.5										
24.0										

* Based on a minimum of 3 lots sold per category

Other Selected Types/Qualities

	Long			Medium		
	19μ	20μ	21μ	19μ	20μ	21μ
Good Quality						
Lambswool	11801	11563	11148	11028	10833	
Bellies	11158			10911	10727	
Locks	8602	8602		8713	8251	8394
Average Quality						
Lambswool	11298	11200	10912	10256	10220	10384
Bellies	10834	10842	10608	10080	9515	9283
Locks				8408	7866	7260
Inferior Quality						
Fleecewool	11091	10974	10395	10869	10927	10292
Lambswool	11025	10877		9708	10104	
Bellies	9527	10556		9475	9415	8646
Locks				6916	6342	6744



— SA in USc
— Aus in USc

— SA in USc
— Aus in USc

Market Commentary

WOOL MARKET DEARER

Port Elizabeth - The wool market was firm at this week's sale and the Cape Wools' Merino indicator gained 1,5% compared with the previous sale a fortnight ago to close at R113,32/kg (clean). Although this is an increase of 1,5% on the opening sale, prices declined 2,3% compared to the corresponding sale of the previous season.

The dearer wool prices reflected the positive global market sentiment, as was also experienced in the strengthened Australian market where the indicator gained 1,0%. According to traders the increase was prompted by good demand across all sectors of the trade for good quality South African Merino wool.

The rand, at R10,69 was a marginal 0,3% weaker against the US dollar compared with last week's average rate, and at R14,06 it had gained 0,8% against the euro. It was a fairly large sale with 13 229 bales offered, of which 99% was sold. The most active traders were Standard Wool SA (4 072), Lempriere SA (3 292), Stucken & Co (2 642) and G Modiano SA (1 647).

The average clean prices for the selection within the different categories good top-making (MF5), long fleeces were as follows: 18 microns were up by 3,7% to close at R125,43/kg, 18,5 microns strengthened by 1,3% to R120,95/kg, 19 microns increased 0,5% to close at R118,51/kg, 19,5 microns rose with 1,0% to close at R115,96/kg, 20 microns gained 2,0% to close at R114,33/kg, 20,5 microns increased with 1,6% to close at R112,76/kg, 21 microns gained 1,4% to close at R111,82/kg, 21,5 microns strengthened by 1,9% to R111,80/kg and 22 microns rose with 2,6% to close at R111,80/kg.

The next sale is scheduled for 10 September where approximately 9 800 bales will be on offer.