

National Weekly Wool Market Report

Season: 2013/2014

Sale Date: 10 & 11 September 2013



CAPE WOOLS SA

Tel: 27-41-4844301
 Fax: 27-41-4846792
 E-mail: stats@capewools.co.za
 Website: www.capewools.co.za

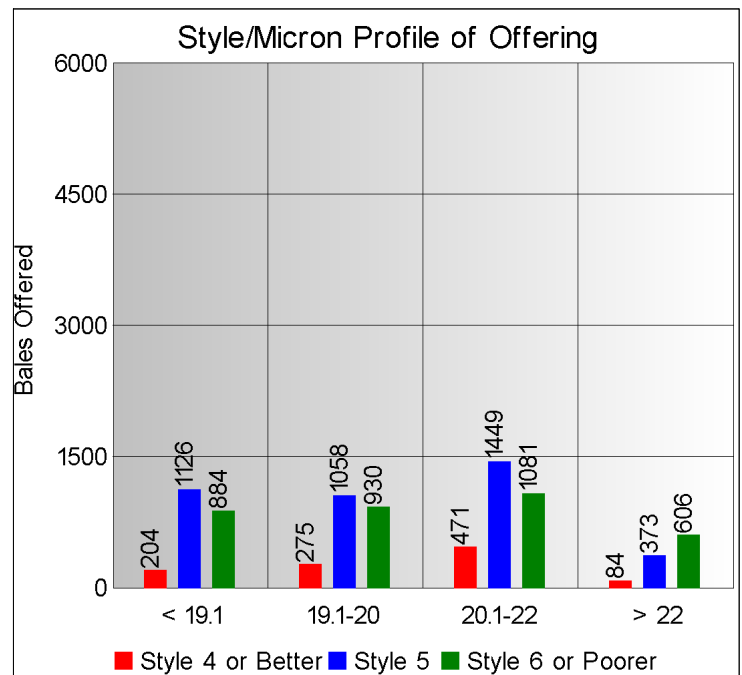
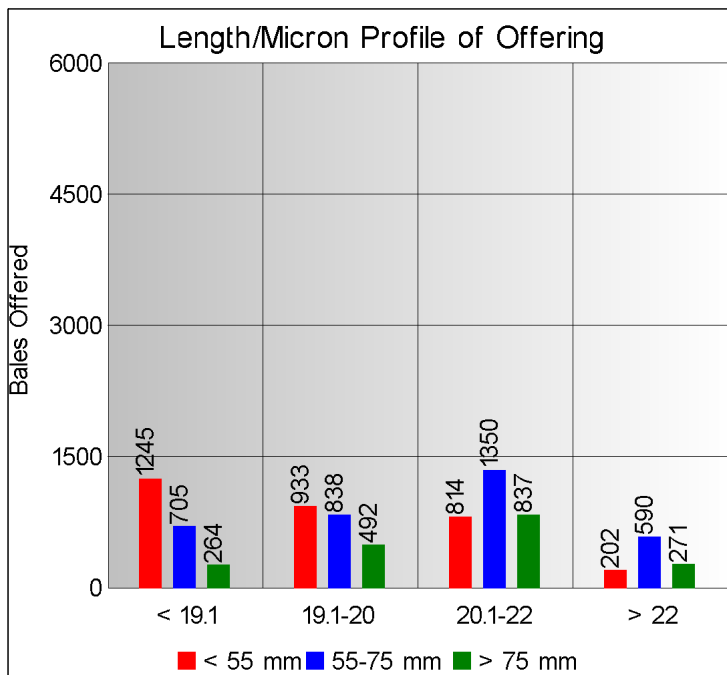
Market Indicators				Buyers			
Indicator Unit	Current Sale	Last Sale	Change	Company	Bales Purchased This Week	% of Purchases	Total Bales Purchased This Season
SA c/kg	11198	11603	-3.5%	Standard Wool SA	2488	29.1%	9695
Ave. to date (12/13)	10999	10900	0.9%	G Modiano SA	2425	28.4%	7964
Ave. to date (11/12)	8735			Lempriere SA	1510	17.7%	6794
US c/kg	1124	1134	-0.9%	Stucken & Co	1169	13.7%	4836
Euro c/kg	848	861	-1.5%	H Dawson Sons & Co	241	2.8%	890
AWEX EMI	1107	1128	-1.9%	Segard Masurel SA	232	2.7%	1576
				Infinite Wool SA	216	2.5%	924
				New England Wool SA	26	0.3%	243
				Chargeurs Wool SA			383

Exchange Rates			
Currency Unit	This Week	Previous Week	% Change
R/USD	9.9610	10.2297	2.6%
R/Euro	13.2077	13.4740	2.0%
R/AUD	9.2548	9.3489	1.0%
USD/AUD	0.9287	0.9136	-1.7%

Analysis of Offerings by Broker This Week (Bales)

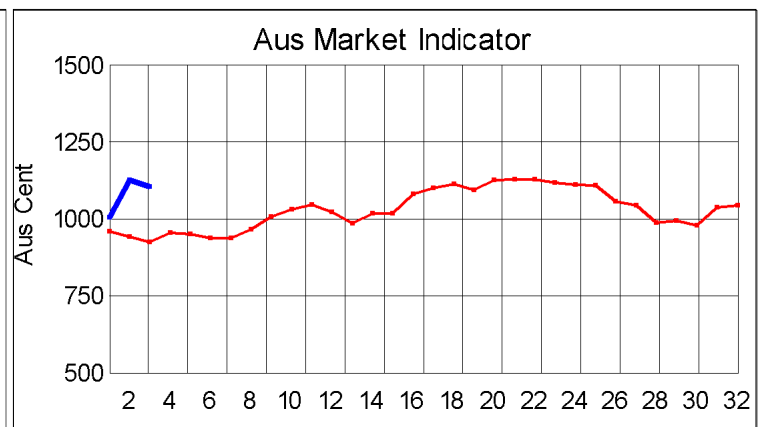
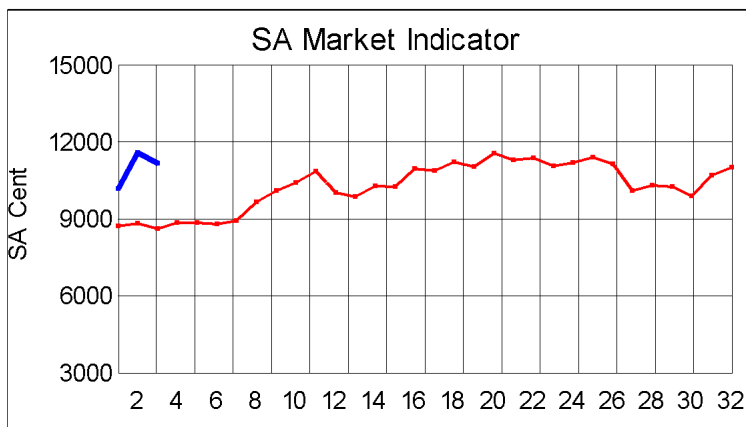
Broker	Merino Fleeces	Merino Bellies	Merino Lambs	Merino Backs	Merino Locks	* Other	Total	% Sold
BKB	2464	407	424	248	394	721	4658	96.4%
CMW	942	122	176	93	128	106	1567	99.6%
JLW	124	17	39	9	14	24	227	100.0%
MAS	622	84	247	25	92	215	1285	95.6%
SBL	242	35	31	28	63	26	425	98.8%
VLW	250	19	26	40	25	19	379	100.0%
Total	4644	684	943	443	716	1111	8541	97.3%

* Crossbred types, Coarse and Coloured and Inferior



Receipts 2012/2013 Season

Season to Date (Kg.) 7,751,266.6 Previous Season to Date 6,973,946.8 Percentage Change: 11.15%



Current Season — Previous Season

Average Fleece Wool Prices (c/kg. clean)
Spinners and Good Topmaking Styles (AWEX Types MF4 and MF5)

Micron	100+mm	90mm	80mm	70mm	60mm	50mm	40mm	30mm	20mm	10mm
18.0				12177	11698	11462	11546			
18.5		11967	12038	12070		11310				
19.0		11850	11815	11780	11532	11275	11148			
19.5		11594	11622	11565	11402	11358				
20.0		11353	11357	11134	11246	10861	10203			
20.5		11166	11196	11143	11075					
21.0			11119	11074	10892	9954	9651			
21.5		11218	11102	11038	10936					
22.0			11001	10937	10578	10445				
22.5			11061	10741			9432			
23.0			10867	10482						
23.5										
24.0				10465						

* Based on a minimum of 3 lots sold per category

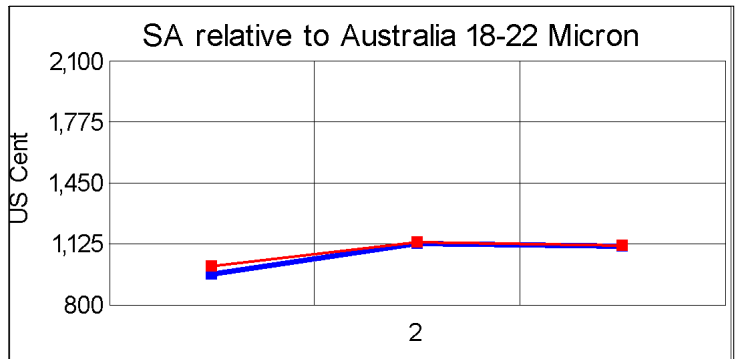
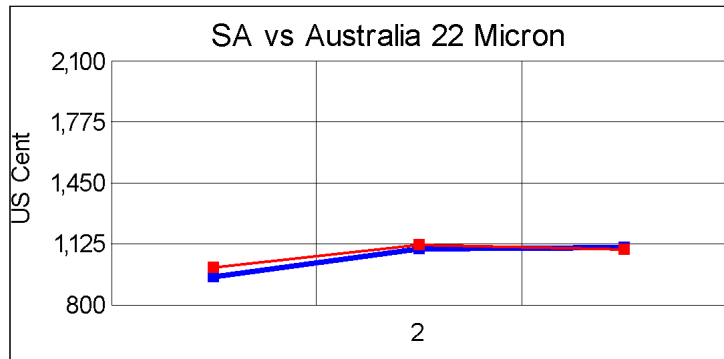
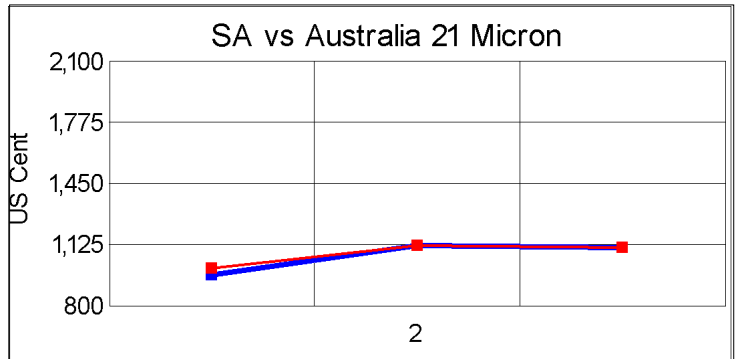
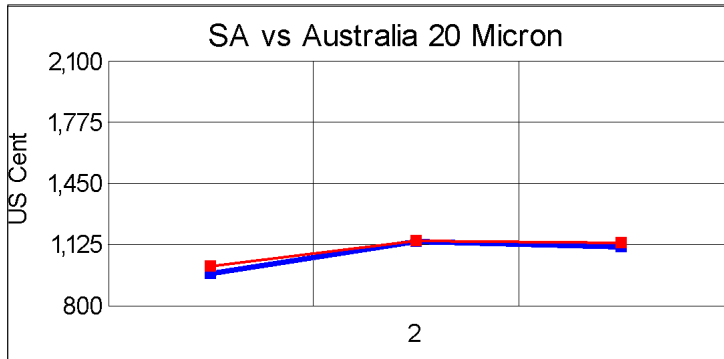
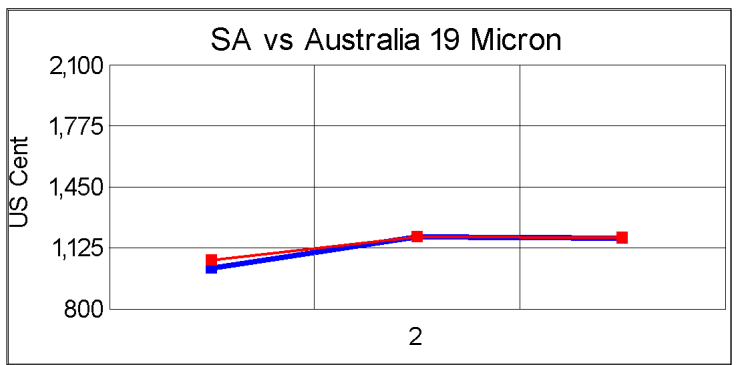
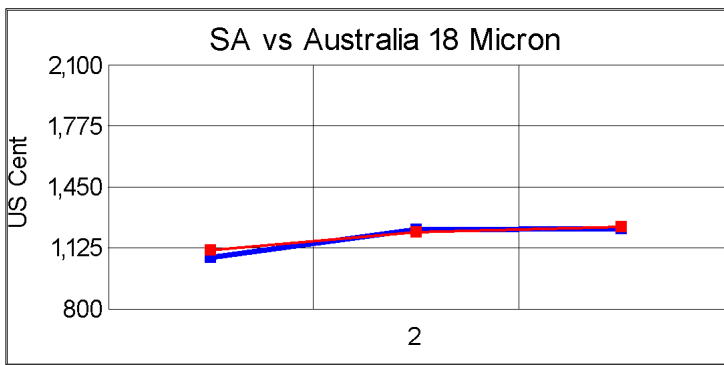
Average Topmaking Styles (AWEX MF6)

Micron	100+mm	90mm	80mm	70mm	60mm	50mm	40mm	30mm	20mm	10mm
18.0							9225			
18.5						10613				
19.0						11168				
19.5				10558						
20.0			10896		11025					
20.5				10971	10768	10598				
21.0			11055	10938	10863					
21.5			11040	10750						
22.0										
22.5										
23.0										
23.5										
24.0										

* Based on a minimum of 3 lots sold per category

Other Selected Types/Qualities

	Long			Medium		
	19μ	20μ	21μ	19μ	20μ	21μ
Good Quality						
Lambswool	11813	11231	11018	10953	10123	
Bellies	11314	10984		11098	10746	10777
Locks	9381			9282	9339	8480
Average Quality						
Lambswool	11143	10877		10052	9993	10712
Bellies	11435	10919		10920	10122	10250
Locks				9062	8117	
Inferior Quality						
Fleecewool	11392	10932	10913		10820	10545
Lambswool	10460					
Bellies		9714		10394	10035	9693
Locks			6779	8146	6479	3991



— SA in USc
— Aus in USc

— SA in USc
— Aus in USc

Market Commentary

WOOL MARKET SOFTENS

PORT ELIZABETH. - Prices declined at this week's sale, which saw the Cape Wools Mer ino indicator shed 3.5% to close at R111,98/kg (clean).

Traders were hesitant and questioned the sustainability of current price levels as well as the strength of the renewed consumer demand. The stronger rand against the US dollar also played a contributing role. The softening in wool prices reflected the global market, as was also experienced in the weakened Australian market.

The rand on the day was 2.6% stronger at R9,96 against the US dollar, compared with last week's average rate, and strengthened 2% against the euro at R13,20.

Prices were down across the board with the stronger wools posting the biggest decreases.

A total of 8 541 bales were on offer, of which 97% was sold. Most active buyers were Standard Wool (2 488), Modiano (2 425), Lempriere (1 510) and Stucken & Co (1 169).

The average clean prices for the different categories good top-making (MF5), long fleeces were as follows: 18 microns were down 0.5% to R123.41/kg, 18,5 microns shed 2.6% to R120.35/kg, 19 microns dropped 3% to R117.90/kg, 19,5 microns weakened by 3.1% to R115.77/kg, 20 microns shed 3.7% to close at R113.18/kg, 20,5 microns were down 3.8% at R111.69/kg, 21 microns dropped 3.5% to R110.91/kg, 21,5 microns were 4.1% cheaper at R110.56/kg and 22 microns were down 4.7% to close at R109.45/kg.

The next sale is scheduled for 18 September where approximately 6 000 bales will be on offer.