

National Weekly Wool Market Report

Season: 2014/2015

Sale Date: 20&21 January 2015



CAPE WOOLS SA

Tel: 27-41-4844301

Fax: 27-41-4846792

E-mail: stats@capewools.co.za

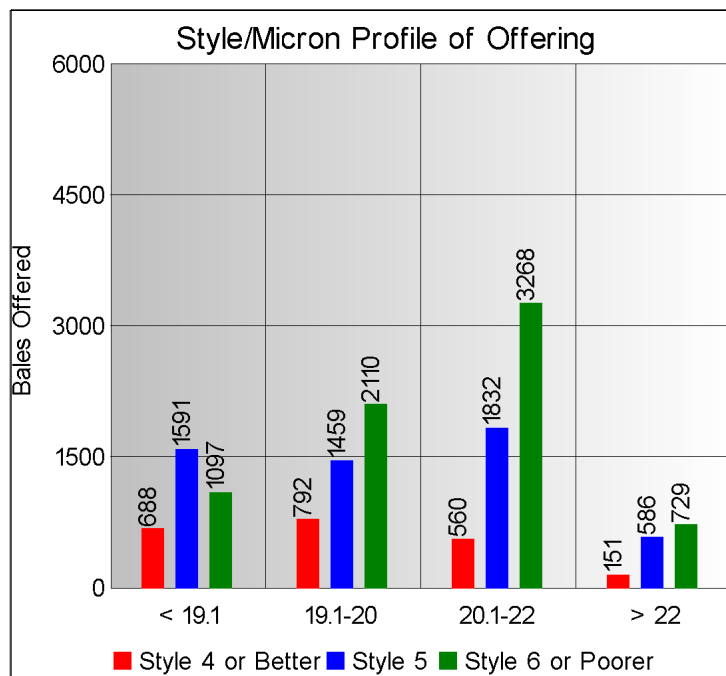
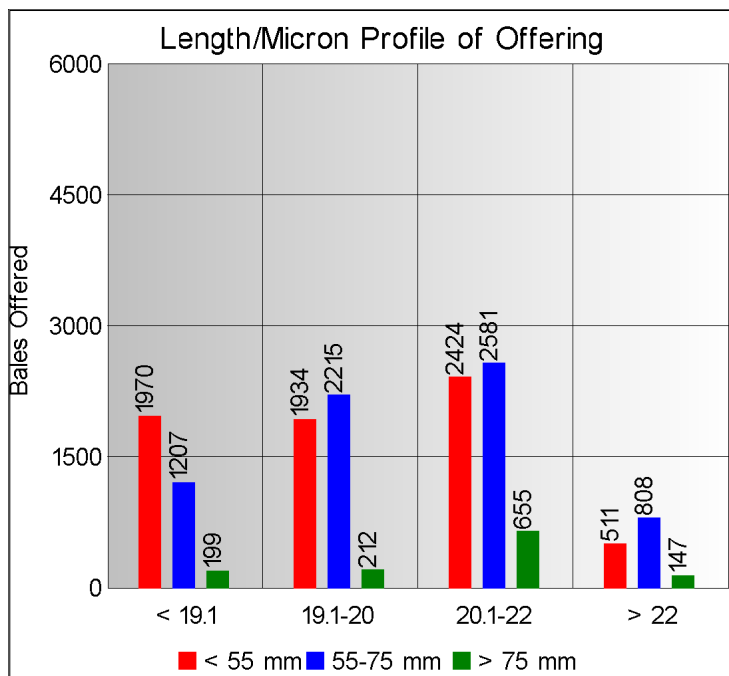
Website: www.capewools.co.za

Market Indicators				Buyers			
Indicator Unit	Current Sale	Last Sale	Change	Company	Bales Purchased This Week	% of Purchases	Total Bales Purchased This Season
SA c/kg	11143	10793	3.2%	Lempriere SA	4689	31.6%	53138
Ave. to date (14/15)	11223	11227	-0.0%	Standard Wool SA	3548	23.9%	51865
Ave. to date (13/14)	11375			G Modiano SA	2637	17.7%	33048
US c/kg	963	936	2.9%	Stucken & Co	2236	15.0%	24362
Euro c/kg	833	796	4.6%	H Dawson Sons & Co	558	3.8%	6055
AWEX EMI	1051	1054	-0.3%	Segard Masurel SA	504	3.4%	9900
Exchange Rates				New England Wool SA	316	2.1%	2475
Currency Unit	This Week	Previous Week	% Change	Chargeurs Wool SA	80	0.5%	2010
R/USD	11.5665	11.5313	-0.3%	CMW Operations			3795
R/Euro	13.3839	13.5569	1.3%				
R/AUD	9.4884	9.3777	-1.2%				
USD/AUD	0.8203	0.8135	-0.8%				

Analysis of Offerings by Broker This Week (Bales)

Broker	Merino Fleeces	Merino Bellies	Merino Lambs	Merino Backs	Merino Locks	* Other	Total	% Sold
BKB	5906	875	801	597	409	1711	10299	98.3%
CMW	1667	161	327	184	107	413	2859	99.5%
JLW	72	8	17	0	4	40	141	92.9%
MAS	266	50	43	26	32	464	881	89.8%
SBL	88	26	17	4	9	6	150	100.0%
VLW	235	59	51	54	53	81	533	99.6%
Total	8234	1179	1256	865	614	2715	14863	98.0%

* Crossbred types, Coarse and Coloured and Inferior



Receipts 2014/2015 Season

Season to Date (Kg.)

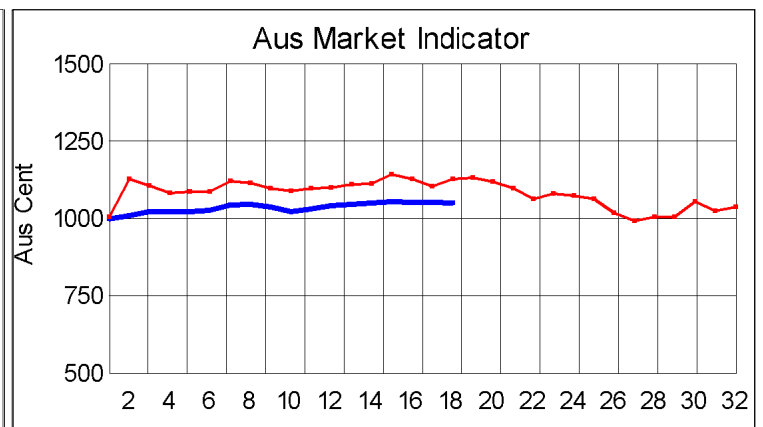
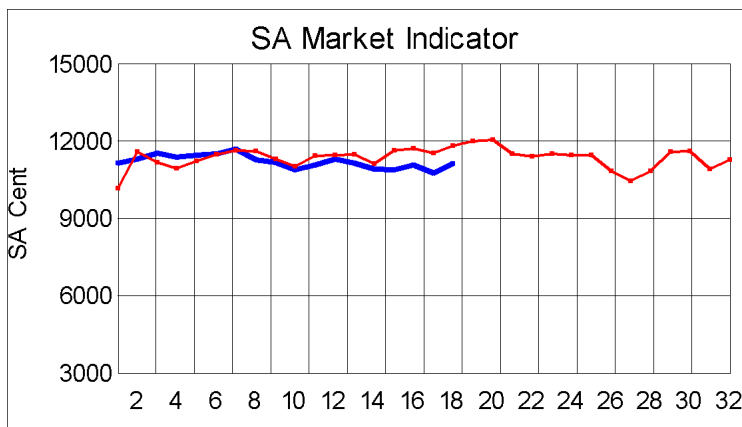
32,373,152.2

Previous Season to Date

33,712,753.2

Percentage Change:

-3.97%



Current Season — Previous Season —

Average Fleece Wool Prices (c/kg. clean)
Spinners and Good Topmaking Styles (AWEX Types MF4 and MF5)

Micron	100+mm	90mm	80mm	70mm	60mm	50mm	40mm	30mm	20mm	10mm
18.0				12394	11898	11641	11463			
18.5				12054	11889	11135	11414			
19.0			11911	11782	11436	10958	10922			
19.5			11439	11154	11063	10818	10718			
20.0			11125	11017	10884	10689	10542			
20.5		10995	11021	10833	10852	10542				
21.0			11020	10818	10769	10612	10060			
21.5			11141	11097	10775	10451				
22.0			10951	10945	10489	10305				
22.5					9686					
23.0										
23.5										
24.0										

* Based on a minimum of 3 lots sold per category

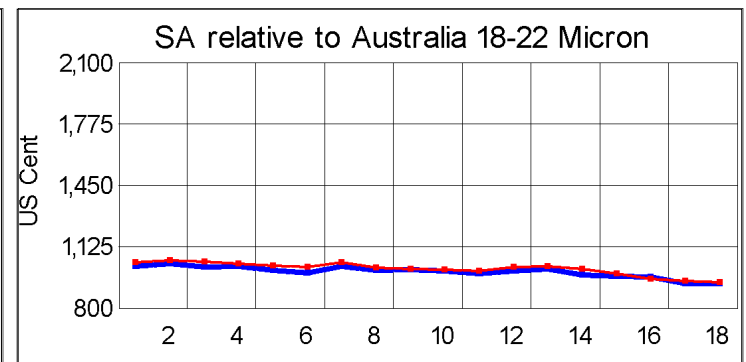
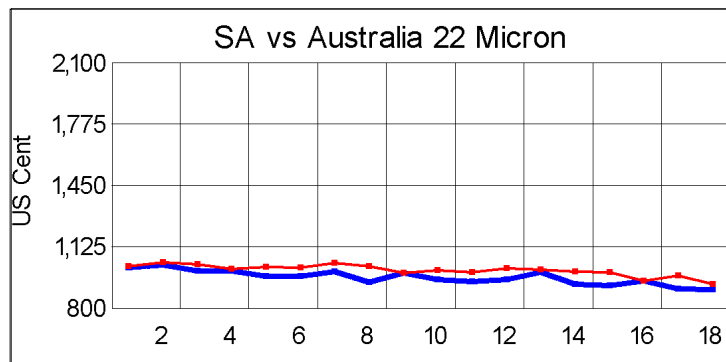
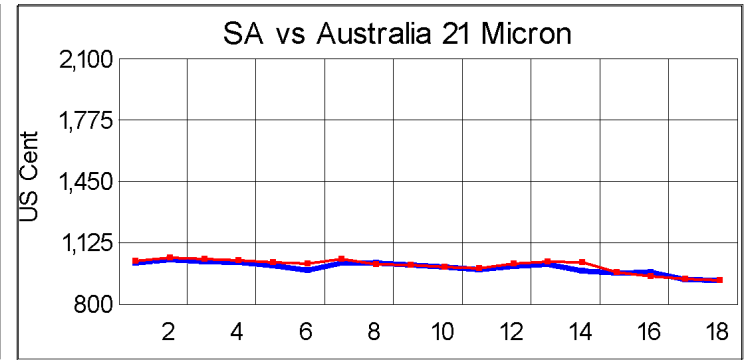
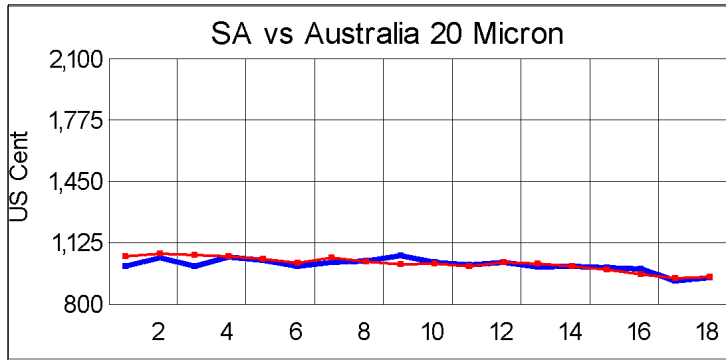
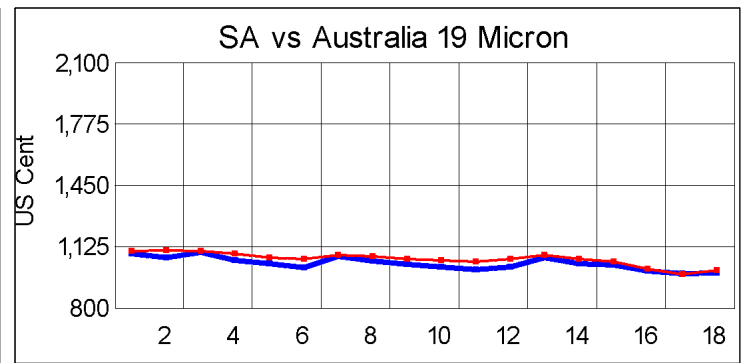
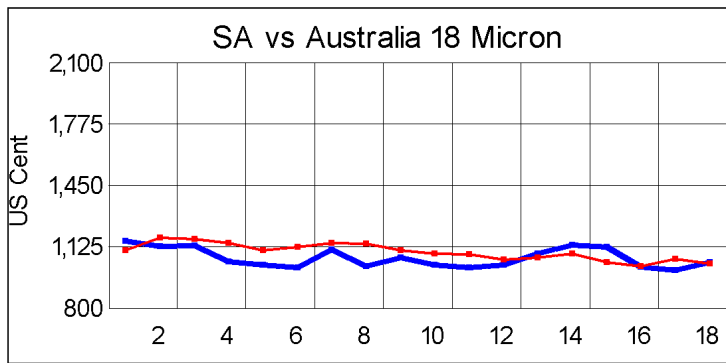
Average Topmaking Styles (AWEX MF6)

Micron	100+mm	90mm	80mm	70mm	60mm	50mm	40mm	30mm	20mm	10mm
18.0										
18.5					11297					
19.0				10918						
19.5				10697	10663					
20.0				10559	10468					
20.5				10574						
21.0				10478	10640					
21.5				10614						
22.0										
22.5										
23.0										
23.5										
24.0										

* Based on a minimum of 3 lots sold per category

Other Selected Types/Qualities

	Long			Medium		
	19μ	20μ	21μ	19μ	20μ	21μ
Good Quality						
Lambswool	11661	11106	10811	11083	10619	10339
Bellies	10685	10412	10319	9945	9982	9561
Locks			9060	9611	9106	7946
Average Quality						
Lambswool	10397	10052		10324	9545	8290
Bellies	9877	9615		10205	9227	7986
Locks	8633			9061	8443	6995
Inferior Quality						
Fleecewool	10817	10187	9691	9911	8587	8118
Lambswool	10154	10154		10867	10237	
Bellies		10135		9780	8136	8007
Locks		7223		7797	7634	7076



— SA in USc
— Aus in USc

— SA in USc
— Aus in USc

Market Commentary

WOOL MARKET STRENGTHENS

Port Elizabeth - The market was slightly dearer at this week's sale as market conditions remain tough and the Cape Wools Merino indicator gained 3,2% compared with last week to close at R111,43/kg (clean).

Local traders say the significantly large offering is putting pressure on prices and that a substantial percentage of the offering consisted of low grade wool. Good quality, well-grown Merino wool remain highly sought after with 19,0 micron and finer in keen demand.

The rand has depreciated by 0,3% against the US dollar compared with the average rate at the previous sale, trading at R11,57, while it was 1,3% stronger against the Euro at R13,38. The offering comprised of 14 863 bales of which 98% was sold. Major traders were Lempriere SA (4 689), Standard Wool SA (3 548), G Modiano SA (2 637) and Stucken & Co (2 236).

The average clean prices for the selection within the different categories good top-making (MF5), long fleeces were as follows: 18 microns were down by 3,8% to close at R117,98/kg, 18,5 microns strengthened by 2,6% to R117,98/kg, 19 microns gained 3,6% to close at R116,82/kg, 19,5 microns rose with 2,6% to close at R112,21/kg, 20 microns gained 2,6% to close at R109,52/kg, 20,5 microns increased with 2,9% to close at R109,45/kg, 21 microns gained 2,1% to close at R108,15/kg, 21,5 microns strengthened by 3,3% to R109,39/kg and 22 microns rose with 1,6% to close at R107,62/kg.

The next sale is scheduled for 28 January.