

National Weekly Wool Market Report

Season: 2014/2015

Sale Date: 13 & 14 January 2015



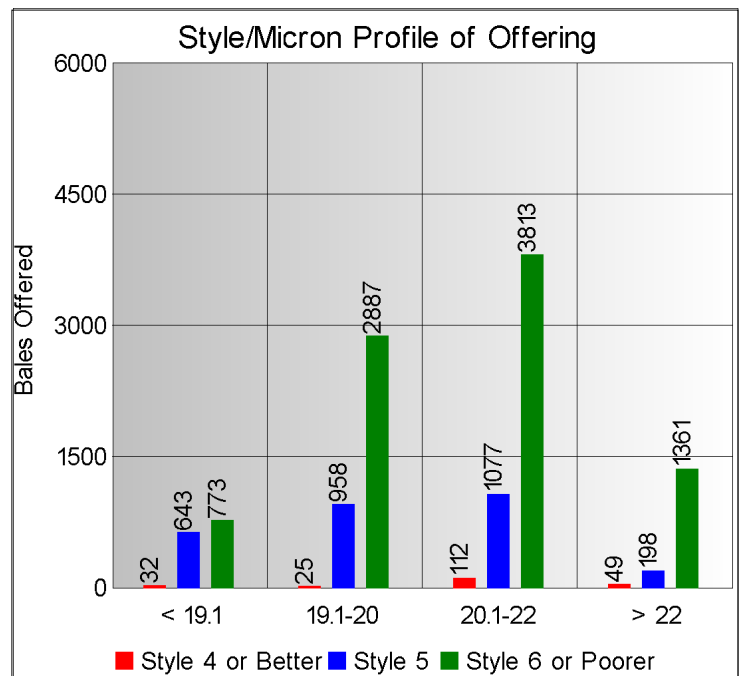
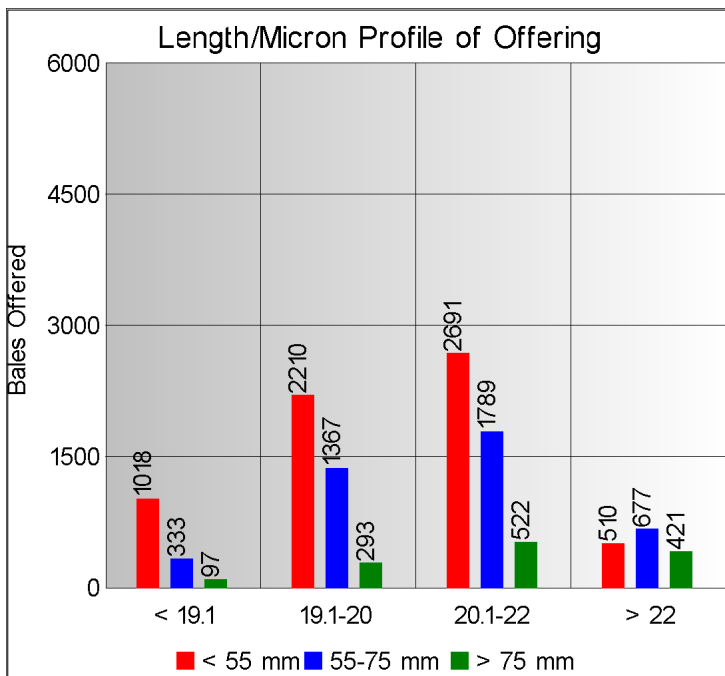
CAPE WOOLS SA

Tel: 27-41-4844301
 Fax: 27-41-4846792
 E-mail: stats@capewools.co.za
 Website: www.capewools.co.za

Market Indicators				Buyers			
Indicator Unit	Current Sale	Last Sale	Change	Company	Bales Purchased This Week	% of Purchases	Total Bales Purchased This Season
SA c/kg	10793	11082	-2.6%	Lempriere SA	4506	37.8%	48449
Ave. to date (14/15)	11227	11255	-0.3%	G Modiano SA	2116	17.7%	30411
Ave. to date (13/14)	11348			Stucken & Co	2082	17.5%	22126
US c/kg	936	967	-3.2%	Standard Wool SA	1907	16.0%	48317
Euro c/kg	796	781	2.0%	Segard Masurel SA	664	5.6%	9396
AWEX EMI	1054	1053	0.1%	H Dawson Sons & Co	169	1.4%	5497
Exchange Rates				Chargeurs Wool SA	61	0.5%	1930
Currency Unit	This Week	Previous Week	% Change	New England Wool SA	11	0.1%	2159
R/USD	11.5313	11.4615	-0.6%	CMW Operations			3795
R/Euro	13.5569	14.1944	4.5%				
R/AUD	9.3777	9.5461	1.8%				
USD/AUD	0.8135	0.8325	2.3%				

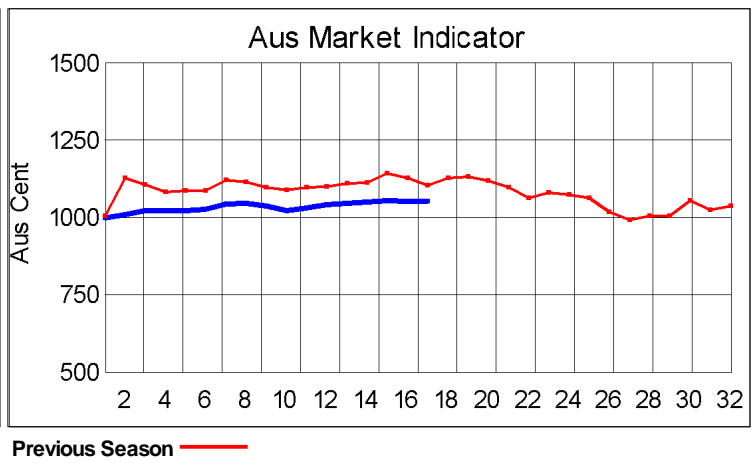
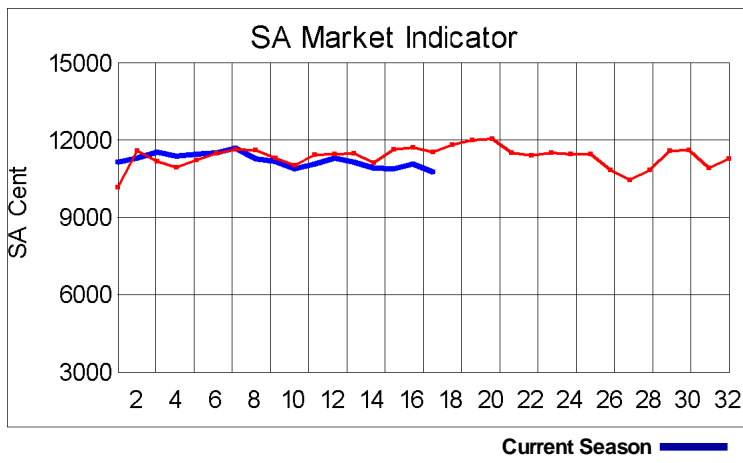
Analysis of Offerings by Broker This Week (Bales)								
Broker	Merino Fleeces	Merino Bellies	Merino Lambs	Merino Backs	Merino Locks	* Other	Total	% Sold
BKB	2503	680	444	921	590	3388	8526	96.4%
CMW	1216	409	320	354	467	636	3402	96.9%
MAS	0	0	0	0	0	0	0	
SBL	0	0	0	0	0	0	0	
VLW	0	0	0	0	0	0	0	
Total	3719	1089	764	1275	1057	4024	11928	96.6%

* Crossbred types, Coarse and Coloured and Inferior



Receipts 2014/2015 Season

Season to Date (Kg.) 31,182,379.8 Previous Season to Date 32,774,380.0 Percentage Change: -4.86%



Current Season — Previous Season —

**Average Fleece Wool Prices (c/kg. clean)
Spinners and Good Topmaking Styles (AWEX Types MF4 and MF5)**

Micron	100+mm	90mm	80mm	70mm	60mm	50mm	40mm	30mm	20mm	10mm
18.0						10953				
18.5					11362					
19.0			11546	11378		10887				
19.5			11259	11202	10929	10658	10583			
20.0			11098	11054	11051	10491	10350			
20.5			11202	11064	10908					
21.0			11155	10935			10458			
21.5		10901								
22.0										
22.5										
23.0										
23.5										
24.0										

* Based on a minimum of 3 lots sold per category

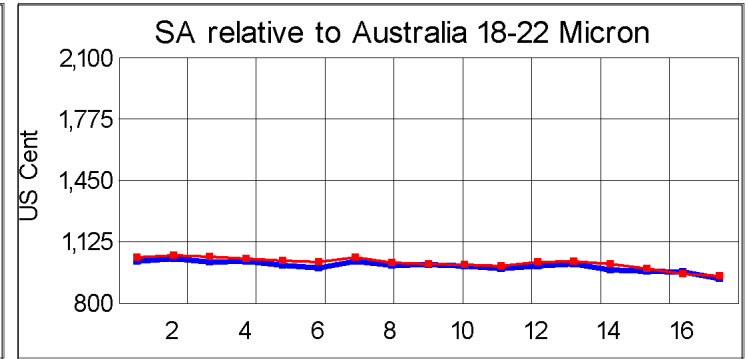
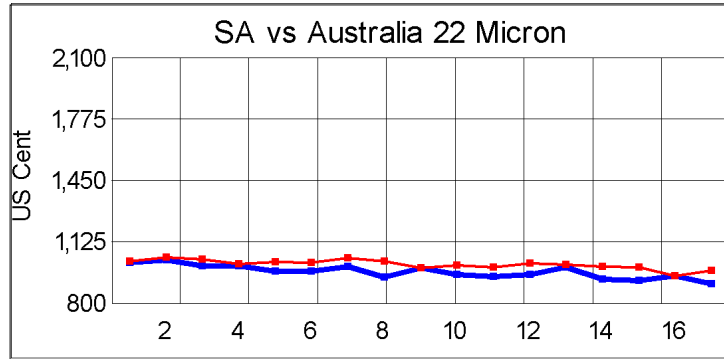
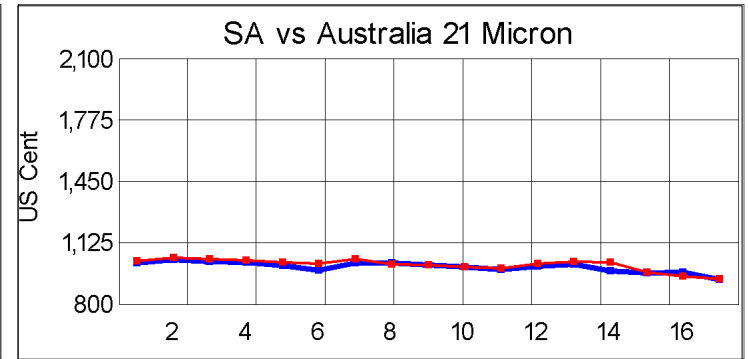
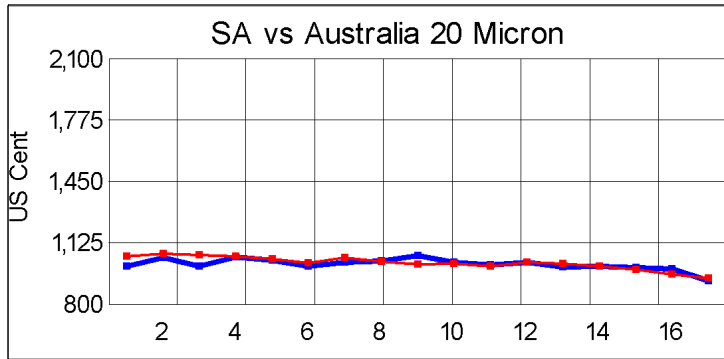
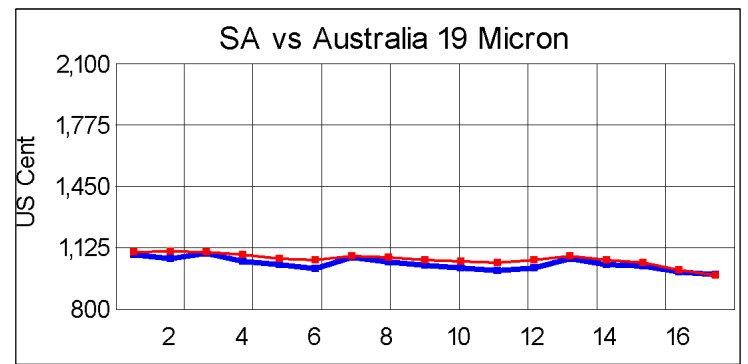
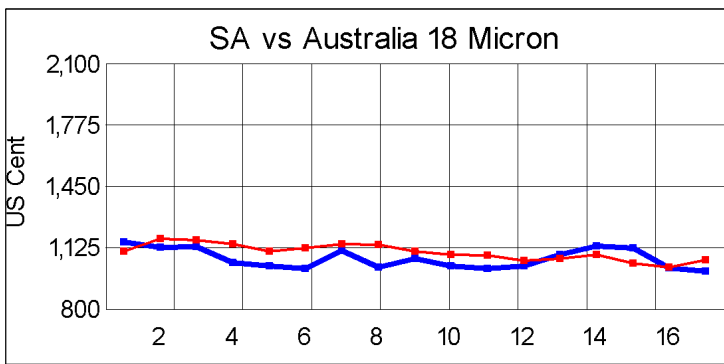
Average Topmaking Styles (AWEX MF6)

Micron	100+mm	90mm	80mm	70mm	60mm	50mm	40mm	30mm	20mm	10mm
18.0										
18.5										
19.0										
19.5										
20.0				10463						
20.5			10837							
21.0										
21.5										
22.0										
22.5										
23.0										
23.5										
24.0										

* Based on a minimum of 3 lots sold per category

Other Selected Types/Qualities

	Long			Medium		
	19μ	20μ	21μ	19μ	20μ	21μ
Good Quality						
Lambswool	11703	11117		11044	10743	
Bellies	10641			10651		
Locks				8862	8425	7924
Average Quality						
Lambswool	9595	9184	9120	9801	8747	
Bellies		9469		9939	8750	8938
Locks				7739	7801	7373
Inferior Quality						
Fleecewool	10387	10427	9894	10507	10323	9697
Lambswool		8176			8114	
Bellies	9912	10189		10021	9017	8419
Locks			6981	6692	7262	



— SA in US\$
— Aus in US\$

— SA in US\$
— Aus in US\$

Market Commentary

WOOL MARKET WEAKENS

Port Elizabeth - The wool market put up a dismal performance at the first sale after the Christmas recess and the Cape Wools Merino indicator shed 2,6% compared to the closing sale of the previous season to close at R107,93/kg (clean). This is a 3,3% decrease on the opening sale and is 6,7% down on the corresponding sale of last year.

Buyers attribute the weaker market to the current low commodity prices and a large percentage of the offering consisted of low quality wool. The expectation of a significantly large offering next week also placed downward pressure on prices. Good quality, well-grown Merino wools remain highly sought after.

The rand has depreciated by 0,6% against the US dollar compared with the average rate at the previous sale, trading at R11,53, while it was 4,5% stronger against the Euro at R13,56. The sale resulted in a 97% clearance of the 11 928 bales. Major traders were Lempriere SA (4 506), G Modiano SA (2 116), Stucken & Co (2 082) and Standard Wool SA (1 907).

The average clean prices for the selection within the different categories good top-making (MF5), long fleeces were as follows: 18 microns were up by 3,5% to close at R112,59/kg, 18,5 microns weakened by 0,4% to R114,97/kg, 19 microns shed 1,9% to close at R112,77/kg, 19,5 microns dropped with 3,3% to close at R109,41/kg, 20 microns lost 2,9% to close at R106,74/kg, 20,5 microns decreased with 2,8% to close at R106,37/kg, 21 microns declined 3,3% to close at R105,88/kg, 21,5 microns weakened by 2,9% to R105,88/kg and 22 microns dropped with 3,0% to close at R105,88/kg.

The next sale is scheduled for 21 January where approximately 19 000 bales will be on offer.