

# National Weekly Wool Market Report

Season: 2013/2014

Sale Date: 02 October 2013



CAPE WOOLS SA

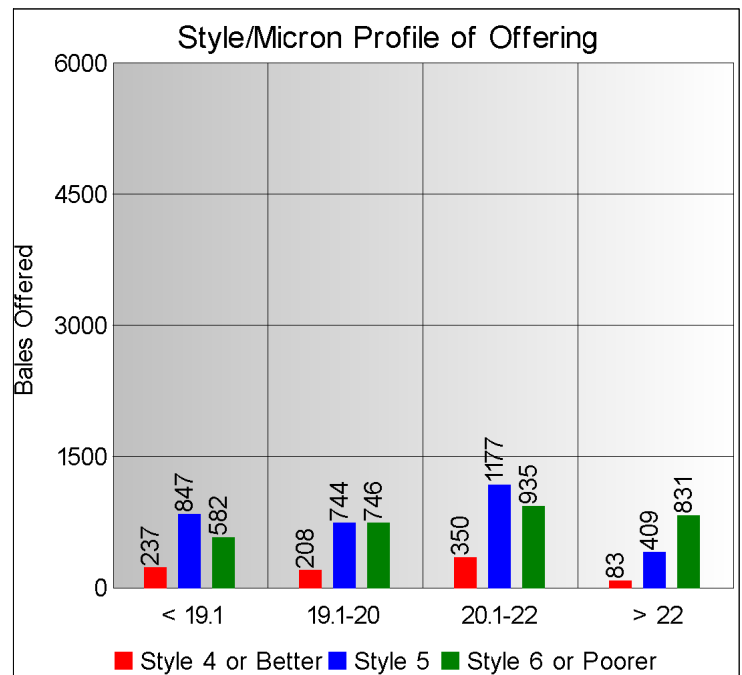
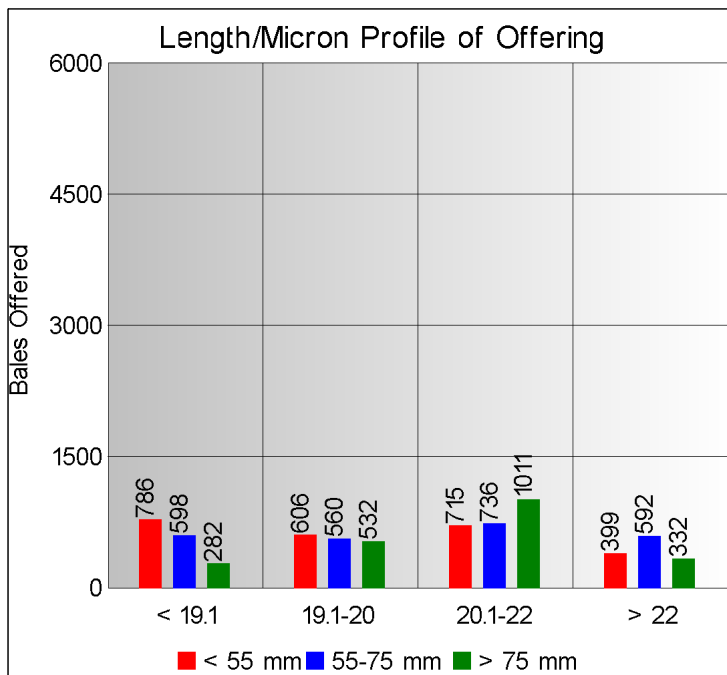
Tel: 27-41-4844301  
 Fax: 27-41-4846792  
 E-mail: stats@capewools.co.za  
 Website: www.capewools.co.za

Market Indicators				Buyers			
Indicator Unit	Current Sale	Last Sale	Change	Company	Bales Purchased This Week	% of Purchases	Total Bales Purchased This Season
SA c/kg	11512	11241	2.4%	G Modiano SA	1904	26.6%	13320
Ave. to date (12/13)	11119	11040	0.7%	Lempriere SA	1631	22.8%	11523
Ave. to date (11/12)	8792			Standard Wool SA	1247	17.4%	13849
US c/kg	1140	1140	-0.0%	Stucken & Co	1244	17.4%	8163
Euro c/kg	842	845	-0.3%	Infinite Wool SA	408	5.7%	2163
AWEX EMI	1089	1089	0.0%	H Dawson Sons & Co	301	4.2%	1265
Exchange Rates				Segard Masurel SA	266	3.7%	2490
Currency Unit	This Week	Previous Week	% Change	New England Wool SA	91	1.3%	550
R/USD	10.0992	9.8592	-2.4%	Chargeurs Wool SA			479
R/Euro	13.6694	13.3049	-2.7%				
R/AUD	9.4444	9.2248	-2.4%				
USD/AUD	0.9350	0.9357	0.1%				

## Analysis of Offerings by Broker This Week (Bales)

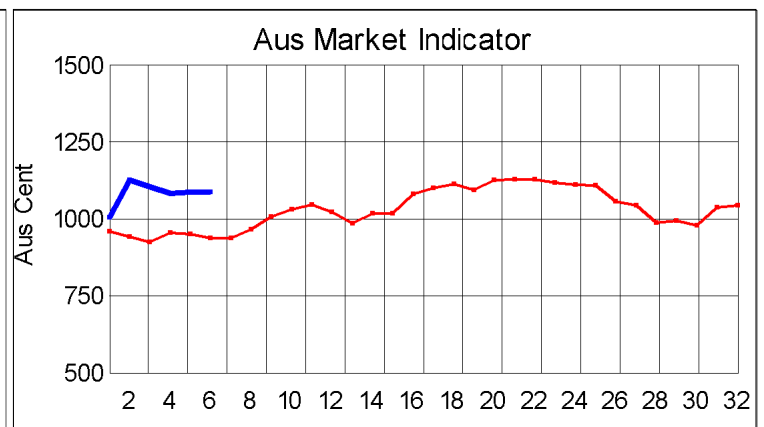
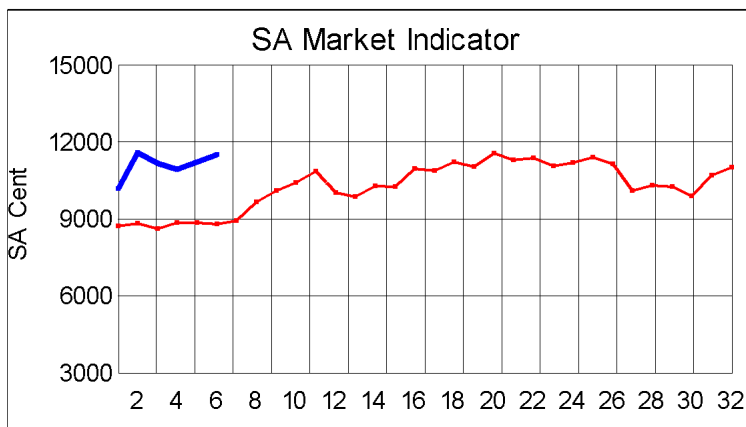
Broker	Merino Fleeces	Merino Bellies	Merino Lambs	Merino Backs	Merino Locks	* Other	Total	% Sold
BKB	2536	318	489	329	360	473	4505	99.2%
CMW	1427	194	409	199	189	226	2644	99.2%
MAS	0	0	0	0	0	0	0	
SBL	0	0	0	0	0	0	0	
VLW	0	0	0	0	0	0	0	
<b>Total</b>	<b>3963</b>	<b>512</b>	<b>898</b>	<b>528</b>	<b>549</b>	<b>699</b>	<b>7149</b>	<b>99.2%</b>

\* Crossbred types, Coarse and Coloured and Inferior



## Receipts 2012/2013 Season

Season to Date (Kg.) 11,551,083.1 Previous Season to Date 10,322,166.1 Percentage Change: 11.91%



Current Season — Previous Season

**Average Fleece Wool Prices (c/kg. clean)**  
**Spinners and Good Topmaking Styles (AWEX Types MF4 and MF5)**

Micron	100+mm	90mm	80mm	70mm	60mm	50mm	40mm	30mm	20mm	10mm
18.0		12150	12195	12195		11796	11648			
18.5			12063	11933	11982	11716	11403			
19.0		11964	11929	11921		11587	11309			
19.5		11847	11815	11742	11687	11542	11185			
20.0		11558	11572	11622	11494	11343	10574			
20.5		11488	11462	11457		11314				
21.0		11464	11479	11448	11341	11080				
21.5		11444	11465	11348		10882				
22.0		11328	11349							
22.5			11367							
23.0										
23.5			10839							
24.0										

\* Based on a minimum of 3 lots sold per category

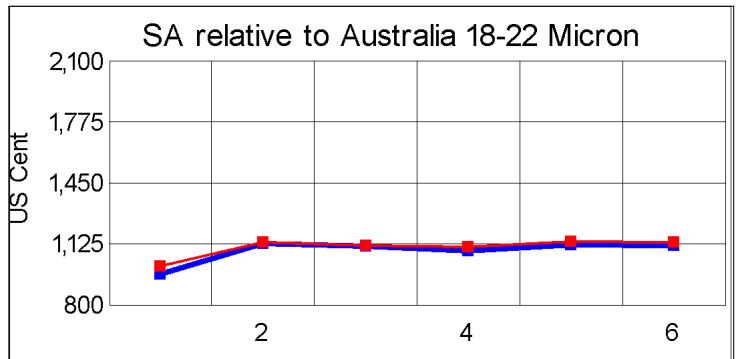
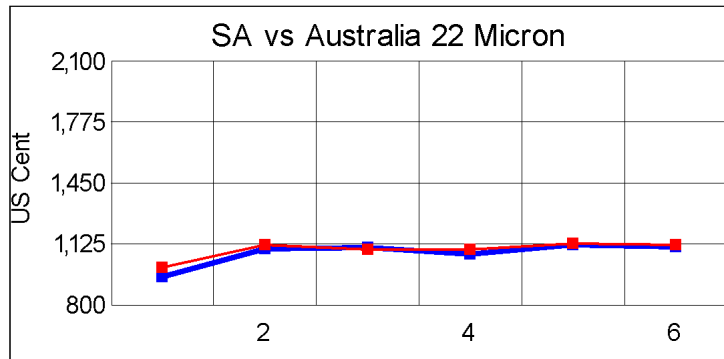
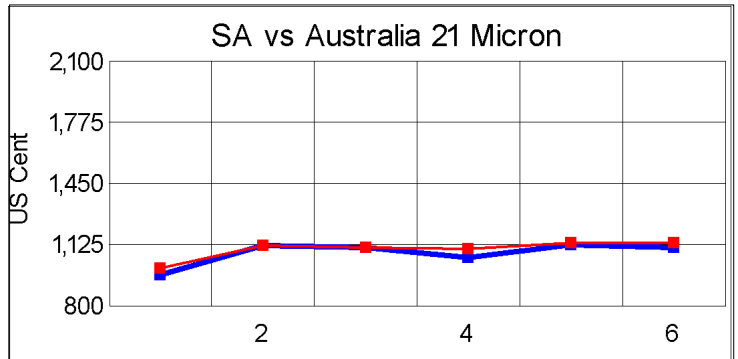
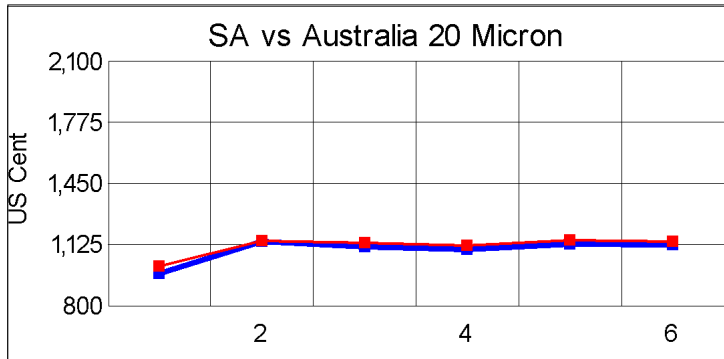
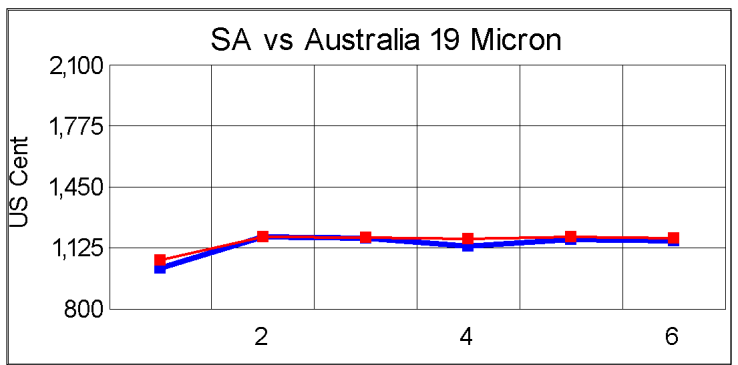
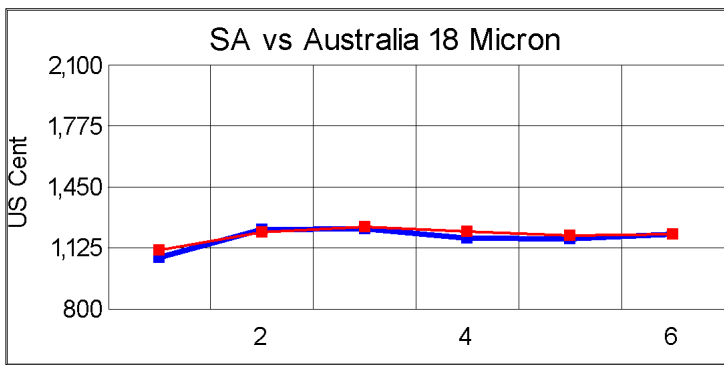
**Average Topmaking Styles (AWEX MF6)**

Micron	100+mm	90mm	80mm	70mm	60mm	50mm	40mm	30mm	20mm	10mm
18.0										
18.5										
19.0										
19.5										
20.0			11609	11510			10629			
20.5			11457		11283					
21.0				11349						
21.5			11443	11377						
22.0			11297	11258						
22.5										
23.0										
23.5										
24.0										

\* Based on a minimum of 3 lots sold per category

**Other Selected Types/Qualities**

	Long			Medium		
	19μ	20μ	21μ	19μ	20μ	21μ
<b>Good Quality</b>						
Lambswool	11949	11492	11480	11233	10448	
Bellies	11464	11408		11597	11273	
Locks				9867	10065	10352
<b>Average Quality</b>						
Lambswool	11526	11314	11202	11014	10695	9831
Bellies	11582	11259	11050	10546	10962	10517
Locks				9517	9240	9166
<b>Inferior Quality</b>						
Fleecewool	11502	11368	11254	11634		7882
Lambswool		11497		11413	11413	
Bellies		10549		9593	10240	
Locks	7226		6723	7432	6985	



— SA in USc  
— Aus in USc

— SA in USc  
— Aus in USc

## Market Commentary

### WOOL MARKET REMAINS FIRM

The upward trend in wool prices continued at this week's sale and the Cape Wools Merino indicator gained another 2,4% to close at R115,12/kg (clean). This is a 12,9% increase on the opening sale of the season.

According to traders, this increase was supported by a weaker rand and commented that China and Europe has shown some resistance towards the higher price obtained at this week's offering, despite the Chinese economy showing signs of recovery the past month. China is also celebrating their National Day from 1 to 7 October.

The rand on the day traded 2,4% weaker at R10.10 against the US dollar, compared with last week's average rate, and weakened 2,7% against the euro at R13.67.

Prices were up across the board with the finer wools posting the biggest increases.

A total of 7 149 bales were on offer, of which 99,2% was sold. Most active traders were Modiano (1 904), Lempriere (1 631), Standard Wool (1 247) and Stucken & Co (1 244).

The average clean prices for the different categories good top-making (MF5), long fleeces were as follows: 18 microns gained 3% to close at R121,36/kg, 18,5 microns strengthened by 2,1% to R120,40/kg, 19 microns rose 1,8% to R119,18/kg, 19,5 microns strengthened by 2,3% to R118,02/kg, 20 microns rose 1,7% to close at R115,38/kg, 20,5 microns were up 2,1% at R114,77/kg, 21 microns rose 2,2% to R114,63/kg, 21,5 microns were 2,4% dearer at R114,41/kg and 22 microns were up 1,9% to close at R113,53/kg.

The next sale is scheduled for 9 October where approximately 10 500 bales will be on offer.