

National Weekly Wool Market Report

Season: 2013/2014

Sale Date: 8&9 October 2013



CAPE WOOLS SA

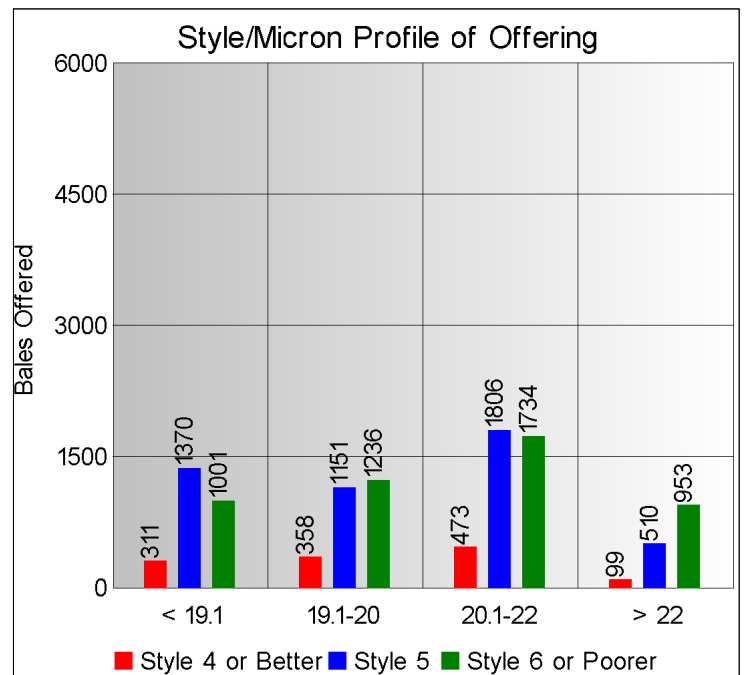
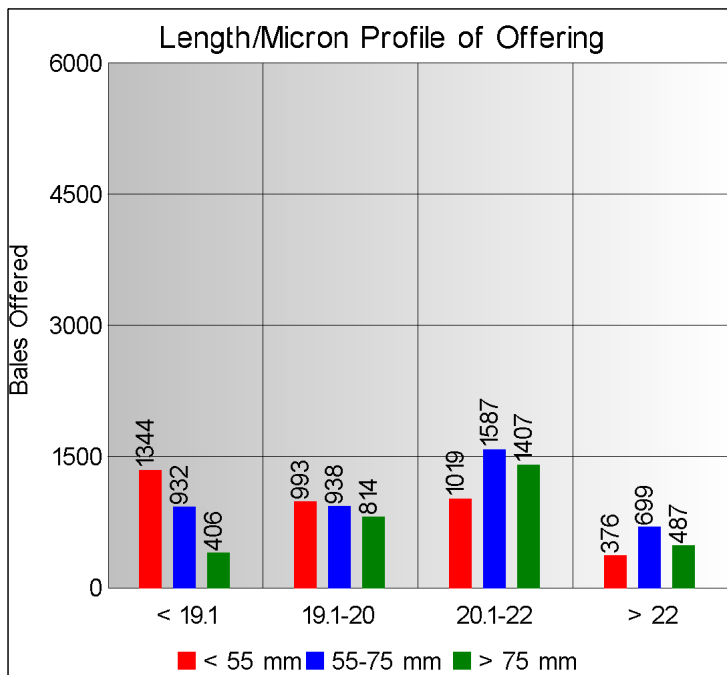
Tel: 27-41-4844301
 Fax: 27-41-4846792
 E-mail: stats@capewools.co.za
 Website: www.capewools.co.za

Market Indicators				Buyers			
Indicator Unit	Current Sale	Last Sale	Change	Company	Bales Purchased This Week	% of Purchases	Total Bales Purchased This Season
SA c/kg	11669	11512	1.4%	Standard Wool SA	2782	25.3%	16631
Ave. to date (12/13)	11197	11119	0.7%	Lempriere SA	2235	20.3%	13758
Ave. to date (11/12)	8814			Stucken & Co	1937	17.6%	10100
US c/kg	1170	1140	2.6%	G Modiano SA	1659	15.1%	14979
Euro c/kg	865	842	2.7%	Infinite Wool SA	1370	12.5%	3533
AWEX EMI	1122	1089	3.0%	H Dawson Sons & Co	442	4.0%	1707
Exchange Rates				Segard Masurel SA	373	3.4%	2863
Currency Unit	This Week	Previous Week	% Change	New England Wool SA	58	0.5%	608
R/USD	9.9734	10.0992	1.2%	Chargeurs Wool SA	50	0.5%	529
R/Euro	13.4893	13.6694	1.3%				
R/AUD	9.4224	9.4444	0.2%				
USD/AUD	0.9450	0.9350	-1.1%				

Analysis of Offerings by Broker This Week (Bales)

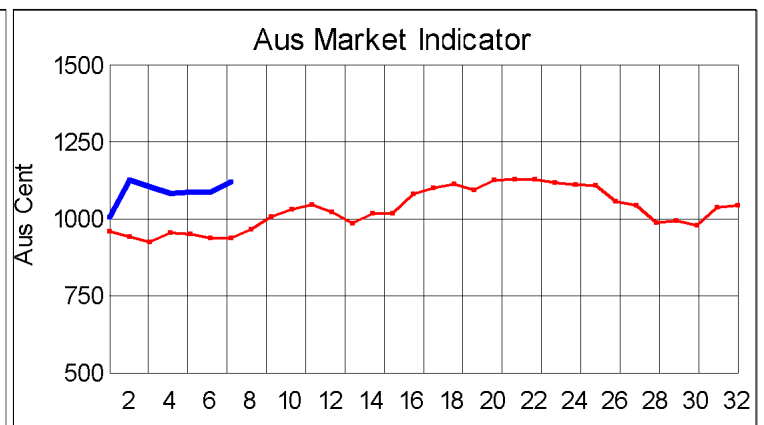
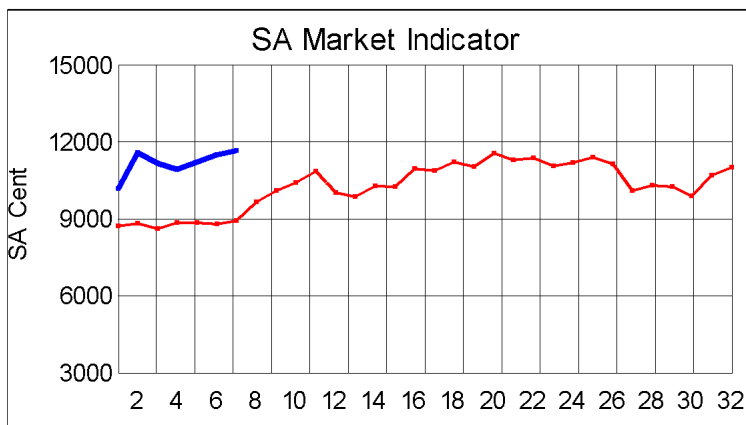
Broker	Merino Fleeces	Merino Bellies	Merino Lambs	Merino Backs	Merino Locks	* Other	Total	% Sold
BKB	3487	451	754	439	433	741	6305	99.0%
CMW	1739	179	408	245	147	188	2906	99.0%
JLW	103	9	17	15	8	11	163	100.0%
MAS	339	46	75	24	71	308	863	100.0%
SBL	166	40	31	14	42	37	330	100.0%
VLW	234	10	35	49	17	90	435	99.5%
Total	6068	735	1320	786	718	1375	11002	99.1%

* Crossbred types, Coarse and Coloured and Inferior



Receipts 2012/2013 Season

Season to Date (Kg.) 12,839,496.1 Previous Season to Date 11,465,778.9 Percentage Change: 11.98%



Current Season — Previous Season

Average Fleece Wool Prices (c/kg. clean)
Spinners and Good Topmaking Styles (AWEX Types MF4 and MF5)

Micron	100+mm	90mm	80mm	70mm	60mm	50mm	40mm	30mm	20mm	10mm
18.0			12466	12309	12157	11859				
18.5		12382	12312	12193	12022	11673	11429			
19.0		12110	12220	12078	11936	11509	11124			
19.5		11996	12043	11935	11771	11372	10986			
20.0		11876	11855	11796	11602	11308	10714			
20.5		11828	11752	11724	11595	11282	10794			
21.0		11787	11732	11706	11706	11140				
21.5		11682	11667	11545	11568					
22.0		11408	11502	11446						
22.5		11487	11445							
23.0		11235	11297							
23.5										
24.0										

* Based on a minimum of 3 lots sold per category

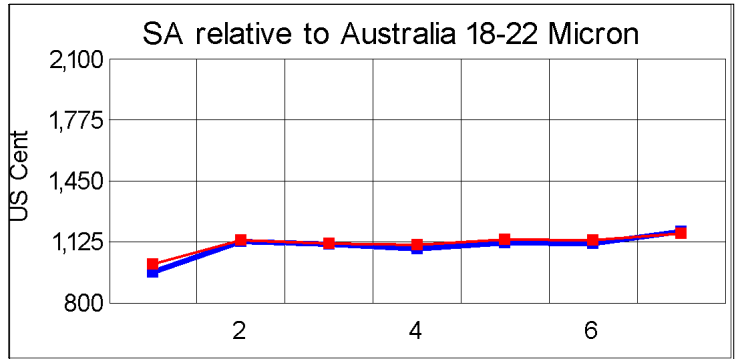
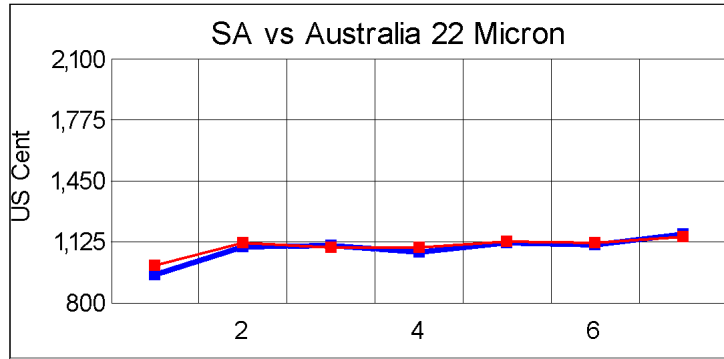
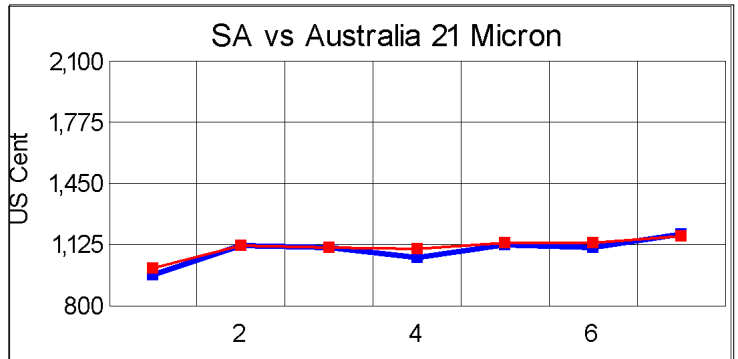
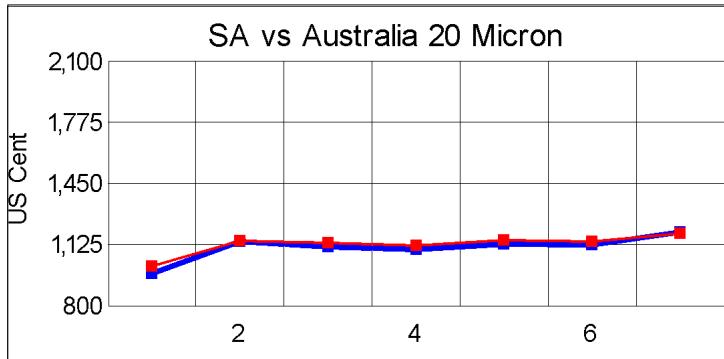
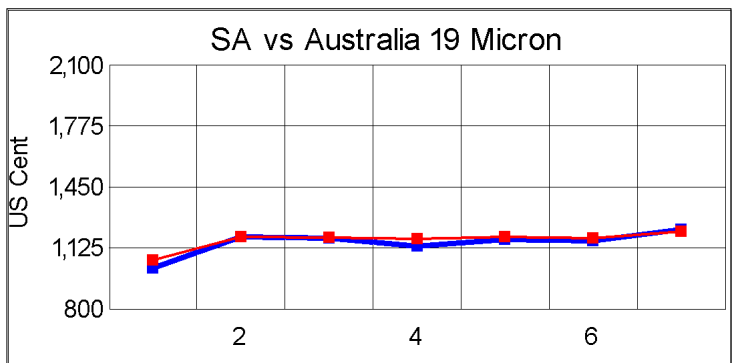
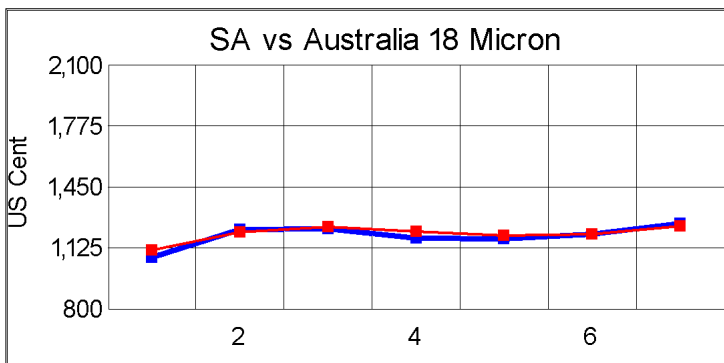
Average Topmaking Styles (AWEX MF6)

Micron	100+mm	90mm	80mm	70mm	60mm	50mm	40mm	30mm	20mm	10mm
18.0					12045					
18.5										
19.0				12051			10982			
19.5			11819	11868	11546					
20.0		11585	11733	11575	11503					
20.5			11641	11672	11384	11063				
21.0			11618	11496						
21.5			11345	11596						
22.0			11387	11292						
22.5										
23.0										
23.5										
24.0										

* Based on a minimum of 3 lots sold per category

Other Selected Types/Qualities

	Long			Medium		
	19μ	20μ	21μ	19μ	20μ	21μ
Good Quality						
Lambswool	12197	11712	11584	11410	11022	10629
Bellies	11843	11591	10957	11521	10990	
Locks				10188	9956	10163
Average Quality						
Lambswool	11936	11736		10551	9232	8638
Bellies	11908	11594	11060	10894	10965	10692
Locks				9889	9442	8521
Inferior Quality						
Fleecewool	11660	11548	11045		11145	
Lambswool			11289			
Bellies	10724	10288		10229	10359	9643
Locks		8101	8082	8243	8147	8147



— SA in USc
— Aus in USc

— SA in USc
— Aus in USc

Market Commentary

WOOL MARKET POSTS ANOTHER INCREASE

PORT ELIZABETH. - The upward trend in wool prices continued at this week's sale and the Cape Wools Merino indicator gained 1.4% on last week to close at R116,69/kg (clean).

According to traders the increase was prompted by good demand from all sectors of the trade for good quality South African Merino wool. Demand from the Chinese market was also back on track this week, following their National holiday last week.

The rand on the day remained fairly unchanged and was 1,2% stronger at R9,97 against the US dollar, compared with last week's average rate, and strengthened 1,3% against the euro at R13,49.

Prices were up across the board with the stronger wools posting the biggest increases.

A total of 11 002 bales were on offer, of which 99% was sold. Most active traders were Standard Wool (2 782), Lempriere (2 235), Stucken & Company (1 937), Modiano (1 659) and Infinite Wool (1 370).

The average clean prices for the different categories good top -making (MF5), long fleeces were as follows: 18 microns were up 2,3% at R124,17/kg, 18,5 microns strengthened by 2,1% to R 122,91/kg, 19 microns rose 1,8% to R121,31/kg, 19,5 microns strengthened by 1,7% to R120,01/kg, 20 microns rose 2,7% to close at R118,50/kg, 20,5 microns were up 2,2% at R117,25/kg, 21 microns rose 1,9% to R116,86/kg, 21,5 microns were 1,5% dearer at R116,15/kg and 22 microns were up 1,4% to close at R115,09/kg.

The next sale is scheduled for 16 October where approximately 7 500 bales will be on offer.