

# National Weekly Wool Market Report

Season: 2013/2014

Sale Date: 28&29 January 2014



CAPE WOOLS SA

Tel: 27-41-4844301  
 Fax: 27-41-4846792  
 E-mail: stats@capewools.co.za  
 Website: www.capewools.co.za

Market Indicators				Buyers			
Indicator Unit	Current Sale	Last Sale	Change	Company	Bales Purchased This Week	% of Purchases	Total Bales Purchased This Season
SA c/kg	12018	11830	1.6%	G Modiano SA	2689	24.2%	45464
Ave. to date (12/13)	11408	11375	0.3%	Standard Wool SA	2501	22.5%	48007
Ave. to date (11/12)	9839			Lempriere SA	2393	21.5%	41810
US c/kg	1091	1095	-0.4%	Stucken & Co	1552	14.0%	25949
Euro c/kg	800	808	-1.1%	Segard Masurel SA	586	5.3%	9277
AWEX EMI	1134	1128	0.5%	H Dawson Sons & Co	464	4.2%	4433
				Infinite Wool SA	422	3.8%	9698
				Chargeurs Wool SA	117	1.1%	1991
				New England Wool SA	6	0.1%	1310

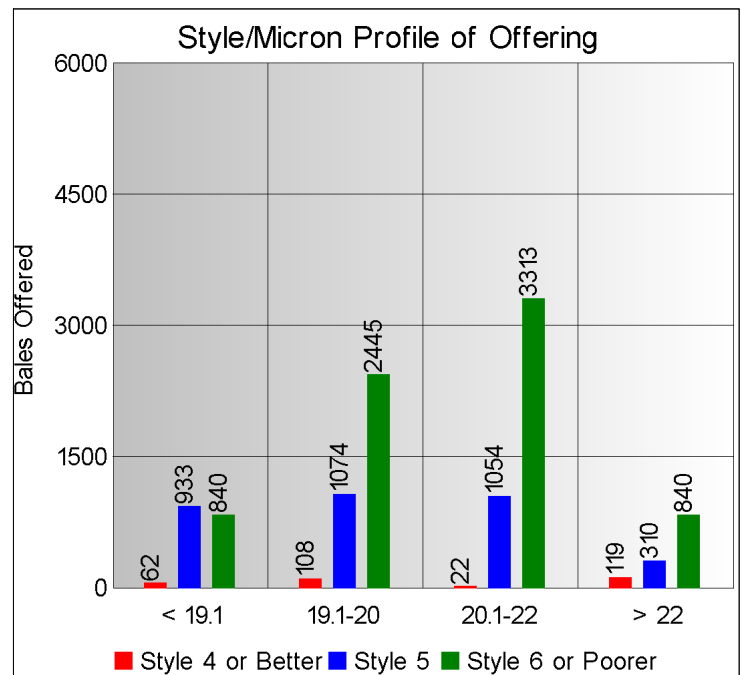
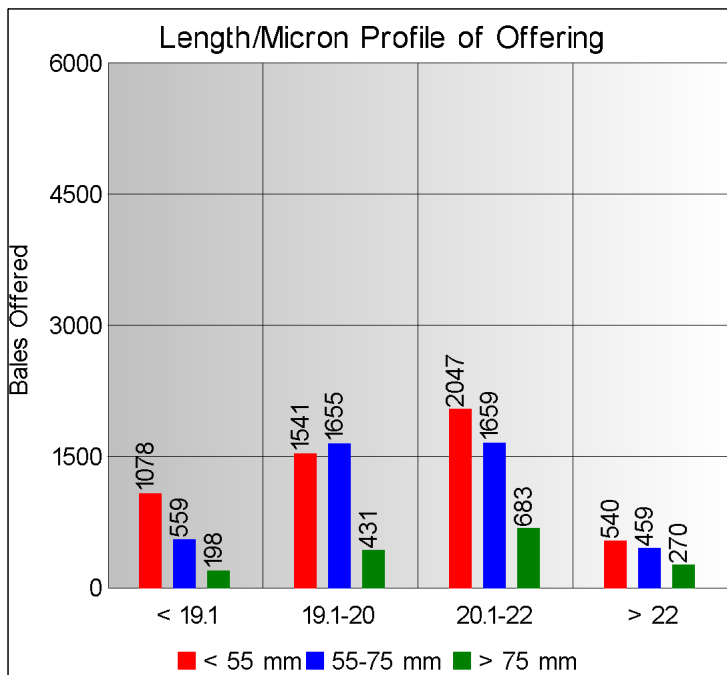
  

Exchange Rates			
Currency Unit	This Week	Previous Week	% Change
R/USD	11.0152	10.8015	-2.0%
R/Euro	15.0302	14.6391	-2.7%
R/AUD	9.6698	9.5813	-0.9%
USD/AUD	0.8780	0.8868	1.0%

## Analysis of Offerings by Broker This Week (Bales)

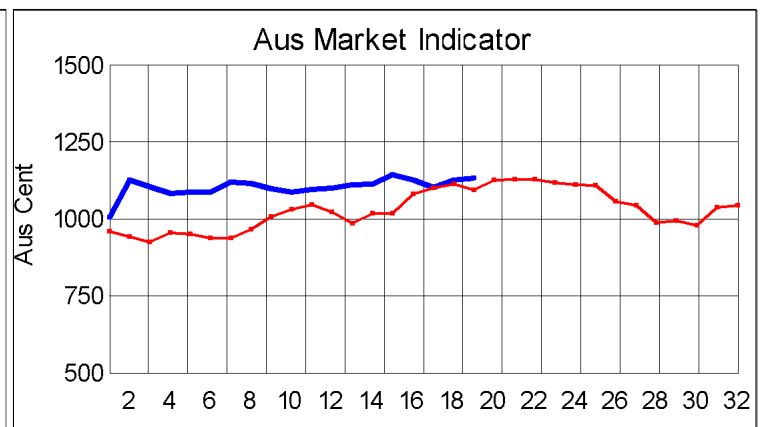
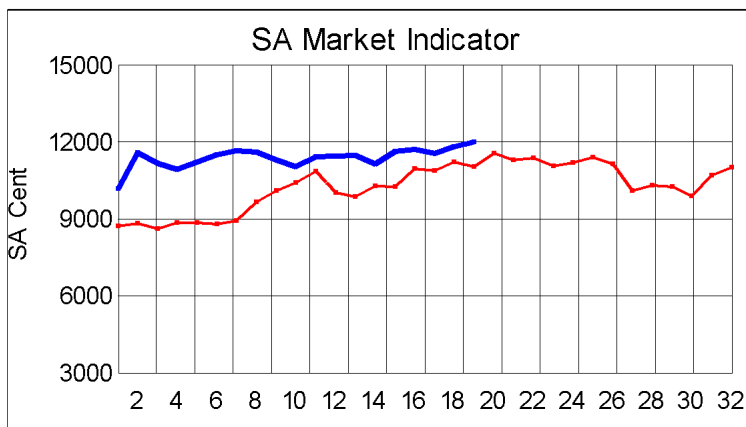
Broker	Merino Fleeces	Merino Bellies	Merino Lambs	Merino Backs	Merino Locks	* Other	Total	% Sold
BKB	3434	612	683	1185	706	1904	8524	97.5%
CMW	709	240	275	320	310	742	2596	93.1%
MAS	0	0	0	0	0	0	0	
SBL	0	0	0	0	0	0	0	
VLW	0	0	0	0	0	0	0	
<b>Total</b>	<b>4143</b>	<b>852</b>	<b>958</b>	<b>1505</b>	<b>1016</b>	<b>2646</b>	<b>11120</b>	<b>96.5%</b>

\* Crossbred types, Coarse and Coloured and Inferior



## Receipts 2012/2013 Season

Season to Date (Kg.) 35,027,076.5      Previous Season to Date 33,062,018.6      Percentage Change: 5.94%



Current Season — Previous Season

**Average Fleece Wool Prices (c/kg. clean)**  
**Spinners and Good Topmaking Styles (AWEX Types MF4 and MF5)**

Micron	100+mm	90mm	80mm	70mm	60mm	50mm	40mm	30mm	20mm	10mm
18.0			13505			12173				
18.5			12993	13114	12517	11825				
19.0			13052		12485	12040	10929			
19.5			12635	12331	12251	11673				
20.0			12451	12142	12224	11596	10593			
20.5			12414	12375	12121	11141				
21.0			12401	12371		10990				
21.5			12440							
22.0										
22.5			11845							
23.0										
23.5										
24.0										

\* Based on a minimum of 3 lots sold per category

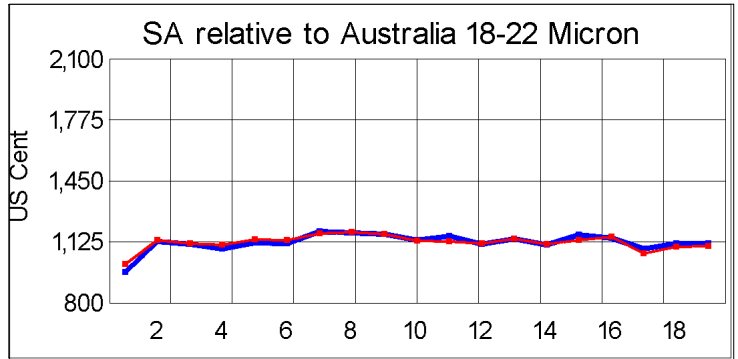
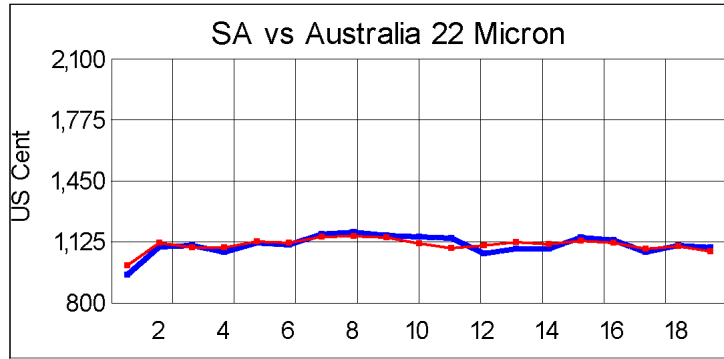
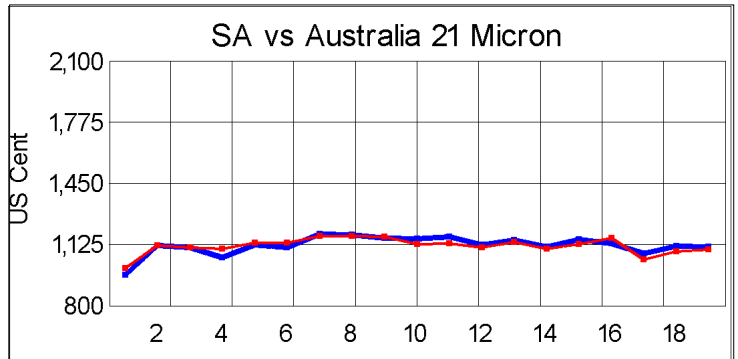
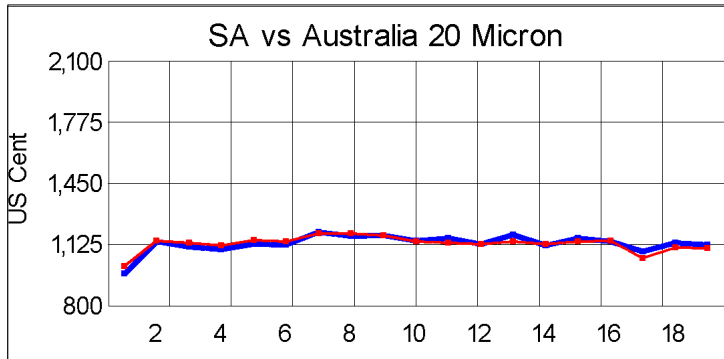
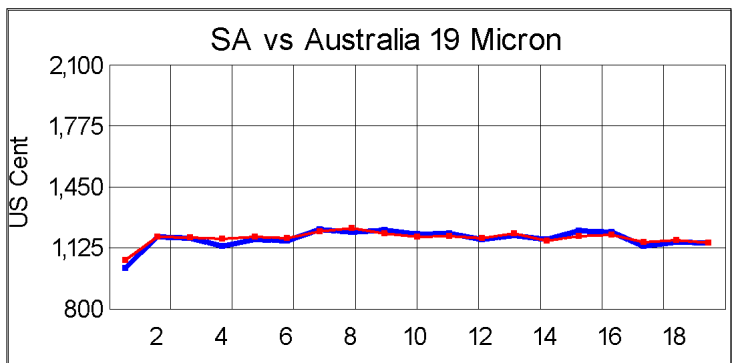
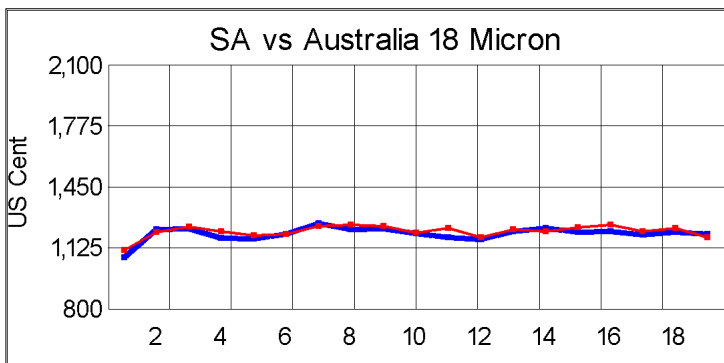
**Average Topmaking Styles (AWEX MF6)**

Micron	100+mm	90mm	80mm	70mm	60mm	50mm	40mm	30mm	20mm	10mm
18.0										
18.5										
19.0				11954		11007				
19.5				12259						
20.0			12360		11596					
20.5										
21.0				11390						
21.5				10341						
22.0			11834							
22.5										
23.0										
23.5										
24.0										

\* Based on a minimum of 3 lots sold per category

**Other Selected Types/Qualities**

	Long			Medium		
	19μ	20μ	21μ	19μ	20μ	21μ
<b>Good Quality</b>						
Lambswool	12589	12389		11555	11471	
Bellies				11123	11412	
Locks				9421	9119	
<b>Average Quality</b>						
Lambswool	12167	10235		10930	10726	
Bellies	11566	11436		10706	9982	9478
Locks				8803	8452	
<b>Inferior Quality</b>						
Fleecewool	12168	11518	11678	11187	9711	
Lambswool	11872	11935		11840	10493	
Bellies		11783		10124	8653	7577
Locks				8430	7780	7870



— SA in USc  
— Aus in USc

— SA in USc  
— Aus in USc

## Market Commentary

### WOOL MARKET REACHES NEW HIGH

Good demand and a weak currency pushed wool prices to a fresh high and the Cape Wools Merino indicator gained 1,6% to close at R120,18/kg (clean) surpassing all previous record prices.

This is a 17,9% increase on the opening sale and is up 8,8% on the corresponding sale last year.

Good quality wool with length were well sought-after and traders commented that fine wools had more realistic prices at the recent sale. They are, however, concerned about the lack of good quality wools over the next three weeks.

The rand at R11,02 traded 2% weaker against the dollar compared with last week's average rate. At R15,03 it had lost 2,7% on average against the euro.

Traders supported the medium to stronger types very well with 21 microns gaining 2,9%.

It was a fairly large offering of 11 120 bales of which 97% was sold.

Major buyers were Modiano (2 689), Standard Wool (2 501), Lempriere (2393) and Stucken & Co (1 552).

The average clean prices for the different categories good top-making (MF5), long fleeces were as follows: 18 microns were down by 2,1% to R130,42/kg, 18,5 microns dropped by 1,1% to R129,90, 19 microns gained 1% to R127,37/kg, 19,5 microns were up by 1,8% to close at R122,98/kg, 20 microns rose by 1,6% at R121,89/kg, 21 microns were 2,9% dearer at R121,29/kg, 21,5 microns gained 4,9% at R123,18/kg and 22 microns shed 0,7% to close at R118,48/kg.

The next sale is scheduled for 5 February where approximately 7 500 bales will be on offer.