

National Weekly Wool Market Report

Season: 2013/2014

Sale Date: 14&15 January 2014



CAPE WOOLS SA

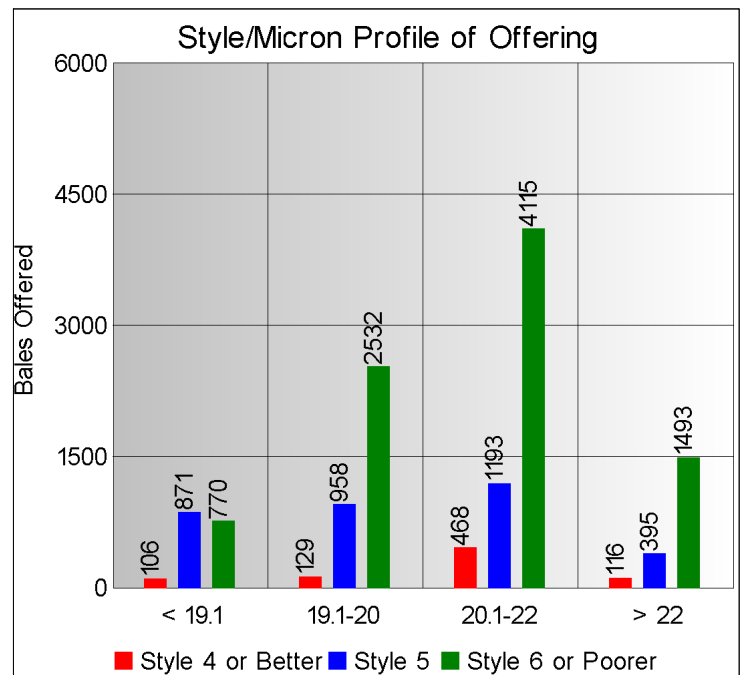
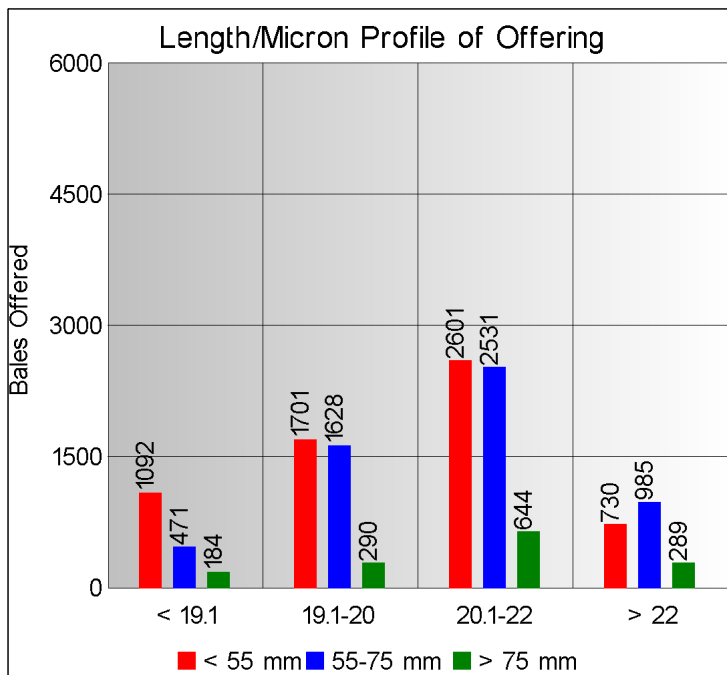
Tel: 27-41-4844301
 Fax: 27-41-4846792
 E-mail: stats@capewools.co.za
 Website: www.capewools.co.za

Market Indicators				Buyers			
Indicator Unit	Current Sale	Last Sale	Change	Company	Bales Purchased This Week	% of Purchases	Total Bales Purchased This Season
SA c/kg	11567	11736	-1.4%	Standard Wool SA	3716	28.3%	45316
Ave. to date (12/13)	11348	11334	0.1%	Lempriere SA	3458	26.3%	39134
Ave. to date (11/12)	9685			G Modiano SA	2301	17.5%	42222
US c/kg	1066	1137	-6.3%	Stucken & Co	1415	10.8%	22861
Euro c/kg	782	826	-5.3%	Segard Masurel SA	898	6.8%	8078
AWEX EMI	1105	1129	-2.1%	Infinite Wool SA	325	2.5%	8828
Exchange Rates				Chargeurs Wool SA	234	1.8%	2055
Currency Unit	This Week	Previous Week	% Change	H Dawson Sons & Co	86	0.7%	4008
R/USD	10.8554	10.3248	-5.1%	New England Wool SA	27	0.2%	1279
R/Euro	14.7883	14.2067	-4.1%				
R/AUD	9.6822	9.4172	-2.8%				
USD/AUD	0.8917	0.9120	2.2%				

Analysis of Offerings by Broker This Week (Bales)

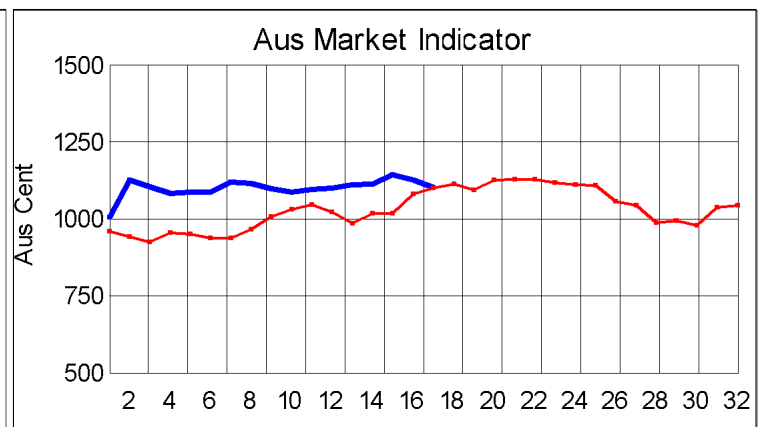
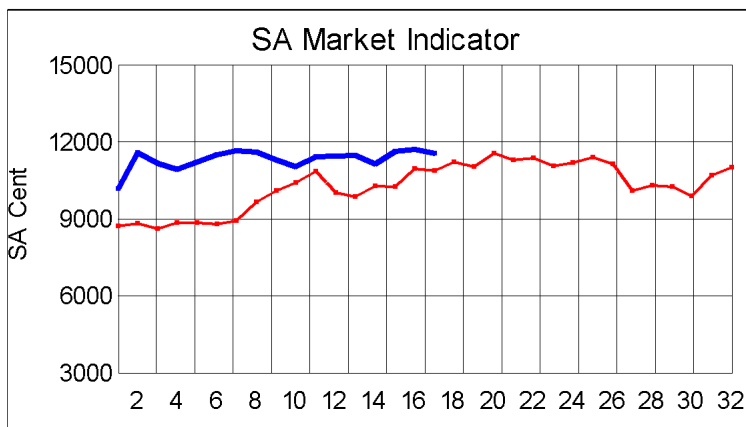
Broker	Merino Fleeces	Merino Bellies	Merino Lambs	Merino Backs	Merino Locks	* Other	Total	% Sold
BKB	3824	782	766	1146	574	1718	8810	97.0%
CMW	1916	450	527	592	236	615	4336	90.2%
MAS	0	0	0	0	0	0	0	
SBL	0	0	0	0	0	0	0	
VLW	0	0	0	0	0	0	0	
Total	5740	1232	1293	1738	810	2333	13146	94.8%

* Crossbred types, Coarse and Coloured and Inferior



Receipts 2012/2013 Season

Season to Date (Kg.) 32,709,172.0 Previous Season to Date 30,948,117.6 Percentage Change: 5.69%



Current Season — Previous Season

Average Fleece Wool Prices (c/kg. clean)
Spinners and Good Topmaking Styles (AWEX Types MF4 and MF5)

Micron	100+mm	90mm	80mm	70mm	60mm	50mm	40mm	30mm	20mm	10mm
18.0			13353				11319			
18.5			12840	12993		11849	10805			
19.0			12651	12652		11761				
19.5			12185	12251	11941	10882	10511			
20.0			12143	12039	11775	11440	10433			
20.5			12182	12023	11795	11117	10182			
21.0			12032	12026	11690	10839	9738			
21.5			12083	12032		11400				
22.0				11887	11479					
22.5			11745							
23.0										
23.5				10691						
24.0										

* Based on a minimum of 3 lots sold per category

Average Topmaking Styles (AWEX MF6)

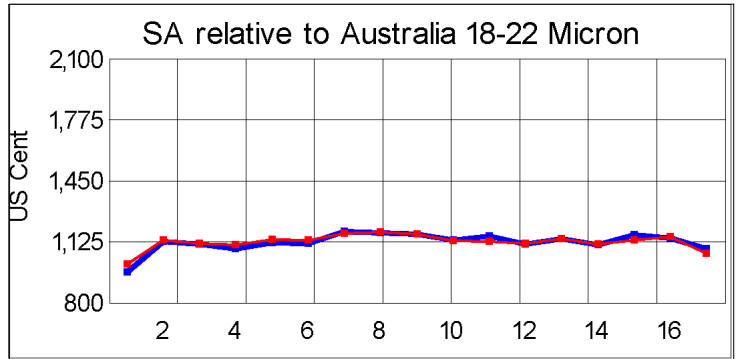
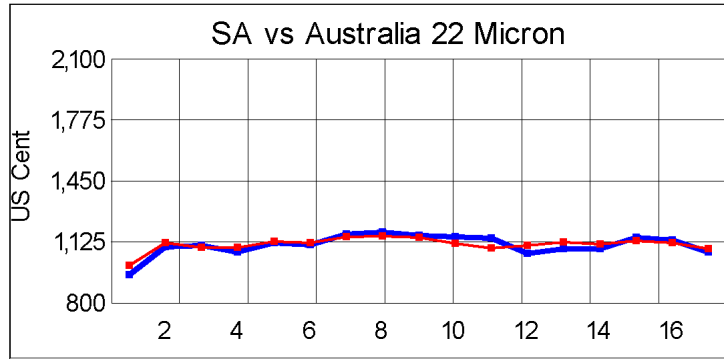
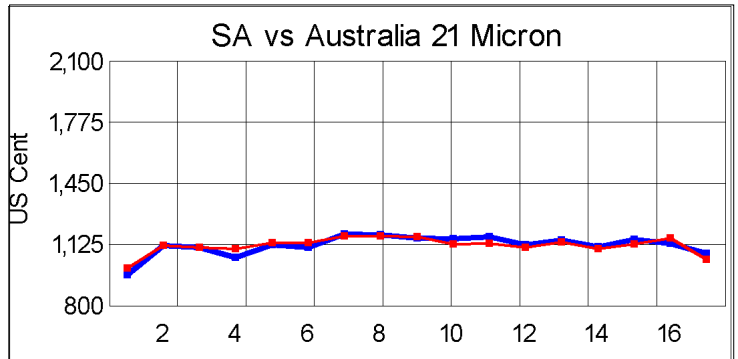
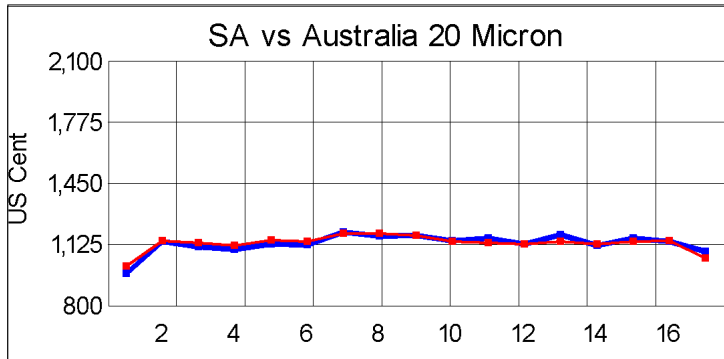
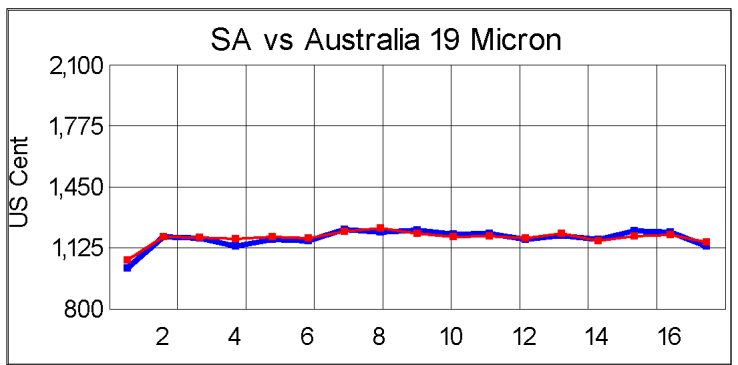
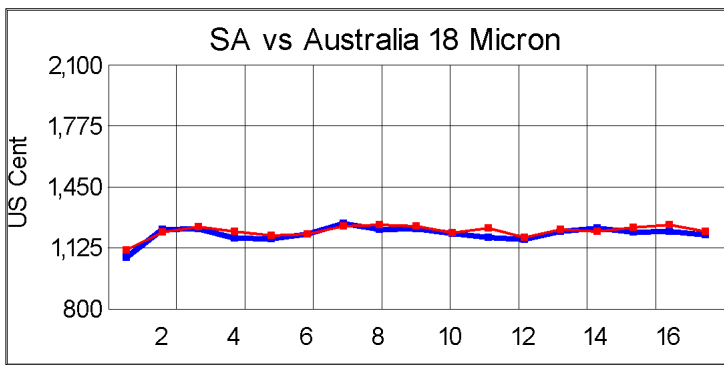
Micron	100+mm	90mm	80mm	70mm	60mm	50mm	40mm	30mm	20mm	10mm
18.0										
18.5										
19.0										
19.5										
20.0					9189					
20.5			11910	11761	11083					
21.0			11326	11709						
21.5			11611	11005						
22.0				10851						
22.5										
23.0										
23.5										
24.0										

* Based on a minimum of 3 lots sold per category

Other Selected Types/Qualities

Long Medium

	19μ	20μ	21μ	19μ	20μ	21μ
Good Quality						
Lambswool	12610	12149		11223	10488	9934
Bellies	11184	10937		10608	9637	9382
Locks	9679	9679		9699	9518	9218
Average Quality						
Lambswool	11709	9038	10712	10871	9990	11066
Bellies	9801	9164	9378	10207	9420	9347
Locks				9262	8221	7982
Inferior Quality						
Fleecewool	11981	11366	10669			9719
Lambswool	11427			9461		
Bellies				9519	9588	9374
Locks				7393	7031	6923



— SA in USc
— Aus in USc

— SA in USc
— Aus in USc

Market Commentary

WOOL MARKET REMAINS STEADY

The wool market held up well at the first sale of the New Year and the Cape Wools Merino indicator softened by a marginal 1,4% to close the day at R115,67/kg (clean).

This is a 13,5% increase on the opening sale and is up almost 6,1% on the corresponding sale last year. The local market seemed to follow the international trend as the Australian market also decreased by 1,3%.

The rand at R10,85 traded 5,1% weaker against the dollar compared with last sale of 2013's average rate. At R14,78 it had lost 4,1% on average against the euro.

The better style wools were much sought after during yesterday's auction and traders supported the 20 micron and finer types very well with the average price for good top making types of 18 microns gaining 2,1%.

It was a fairly large offering of 13 146 bales of which 95% was so ld.

Major buyers were Standard Wool (3 716), Lempriere (3 458), Modiano (2 301) and Stucken & Co (1 415).

The average clean prices for the different categories good top -making (MF5), long fleeces were as follows: 18 microns were up by 2,1% to R131,95/kg, 19 microns gained 1,9% to R125,74/kg, 19,5 microns dropped 3,2% to close at R117,21/kg, 20 microns shed 3,4% at R114,50/kg, 20.5 microns were down by 3,8% at R114,16/kg and 21 microns dropped 5,0% to R113,90/kg.

The next sale is scheduled for 22 January where approximately 16 500 bales will be on offer.