

National Weekly Wool Market Report

Season: 2013/2014

Sale Date: 18 & 19 February 2014



CAPE WOOLS SA

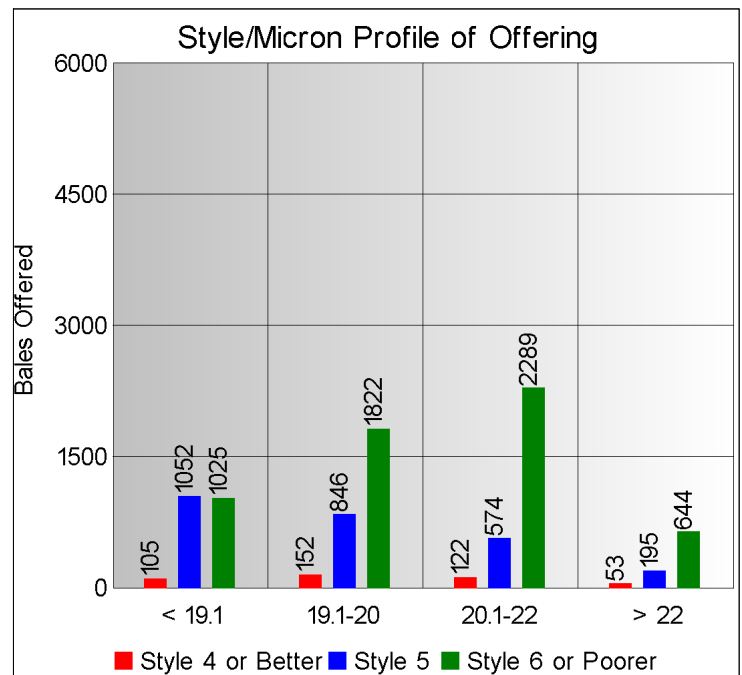
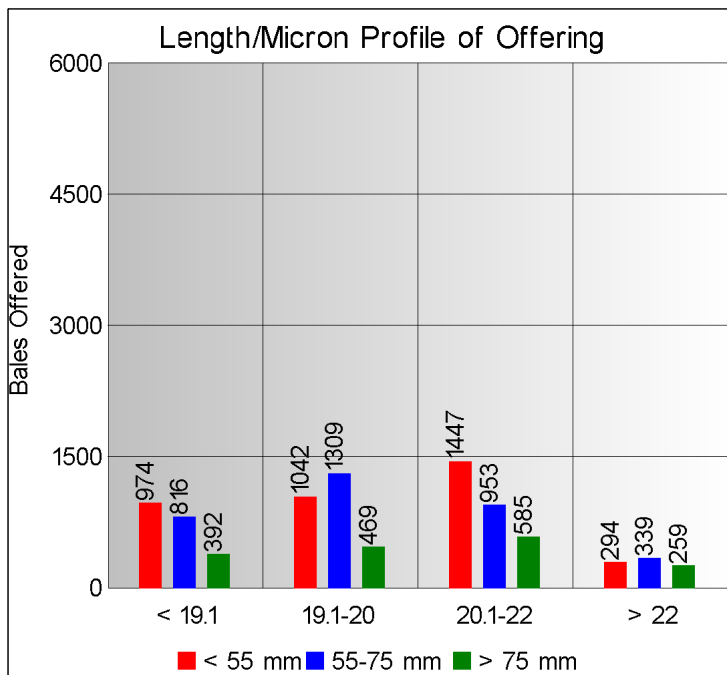
Tel: 27-41-4844301
 Fax: 27-41-4846792
 E-mail: stats@capewools.co.za
 Website: www.capewools.co.za

Market Indicators				Buyers			
Indicator Unit	Current Sale	Last Sale	Change	Company	Bales Purchased This Week	% of Purchases	Total Bales Purchased This Season
SA c/kg	11422	11539	-1.0%	Lempriere SA	2389	26.9%	52452
Ave. to date (12/13)	11445	11446	-0.0%	Standard Wool SA	2290	25.8%	57344
Ave. to date (11/12)	10055			Stucken & Co	1336	15.1%	31097
US c/kg	1048	1055	-0.7%	G Modiano SA	1107	12.5%	51248
Euro c/kg	762	775	-1.6%	Infinite Wool SA	620	7.0%	11289
AWEX EMI	1065	1098	-3.0%	Segard Masurel SA	418	4.7%	11148
Exchange Rates				H Dawson Sons & Co	357	4.0%	5344
Currency Unit	This Week	Previous Week	% Change	New England Wool SA	72	0.8%	1518
R/USD	10.8962	10.9337	0.3%	Chargeurs Wool SA	35	0.4%	2436
R/Euro	14.9875	14.8967	-0.6%				
R/AUD	9.8334	9.9000	0.7%				
USD/AUD	0.9024	0.9056	0.4%				

Analysis of Offerings by Broker This Week (Bales)

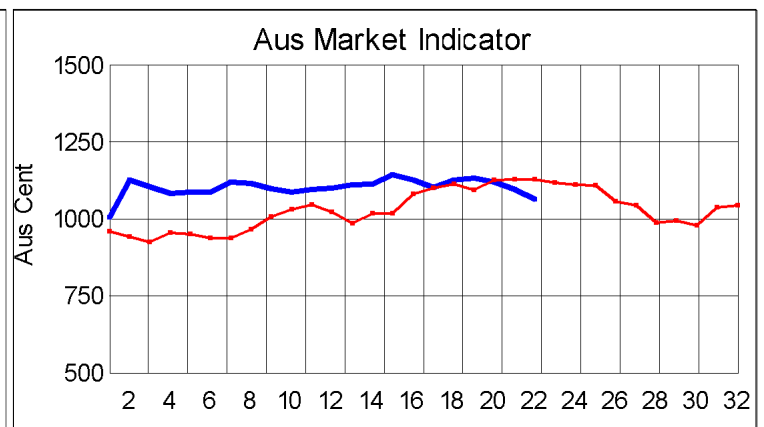
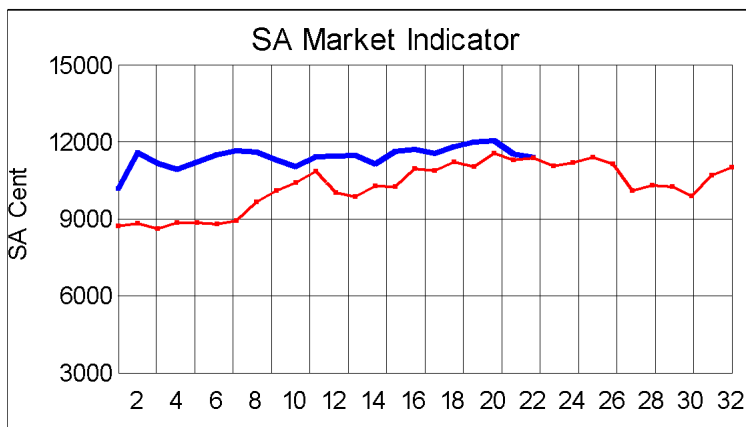
Broker	Merino Fleeces	Merino Bellies	Merino Lambs	Merino Backs	Merino Locks	* Other	Total	% Sold
BKB	1517	349	341	578	226	1226	4237	97.8%
CMW	1574	413	367	363	215	621	3553	95.7%
JLW	17	7	32	3	1	1	61	100.0%
MAS	167	12	32	12	36	95	354	99.4%
SBL	80	31	27	8	24	20	190	100.0%
VLW	187	38	16	72	36	135	484	99.0%
Total	3542	850	815	1036	538	2098	8879	97.1%

* Crossbred types, Coarse and Coloured and Inferior



Receipts 2012/2013 Season

Season to Date (Kg.) 39,037,557.9 Previous Season to Date 37,115,594.8 Percentage Change: 5.18%



Current Season — Previous Season

Average Fleece Wool Prices (c/kg. clean)
Spinners and Good Topmaking Styles (AWEX Types MF4 and MF5)

Micron	100+mm	90mm	80mm	70mm	60mm	50mm	40mm	30mm	20mm	10mm
18.0		12289	12493			11713				
18.5		12224	12352	12324	12359					
19.0			12140	12102	11722					
19.5		11908	11842	11813	11726	11140				
20.0		11689	11728	11819	11295					
20.5		11654	11575	11646	11332	10934				
21.0			11804	11733						
21.5					11442					
22.0			11823	11913						
22.5										
23.0										
23.5										
24.0										

* Based on a minimum of 3 lots sold per category

Average Topmaking Styles (AWEX MF6)

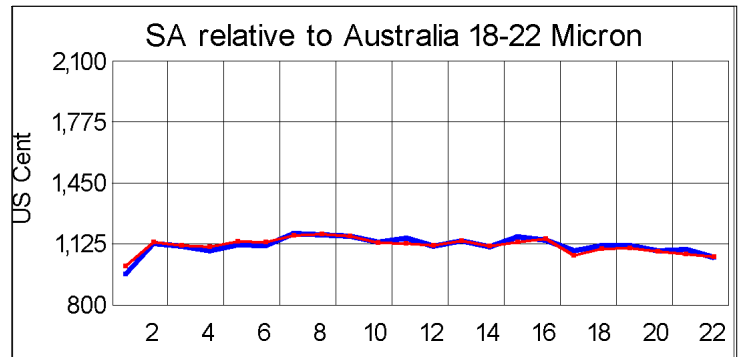
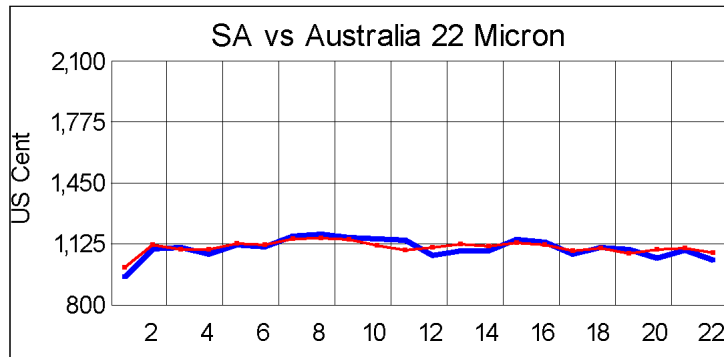
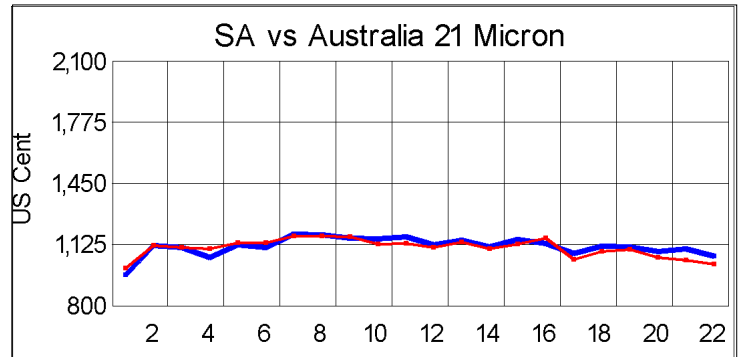
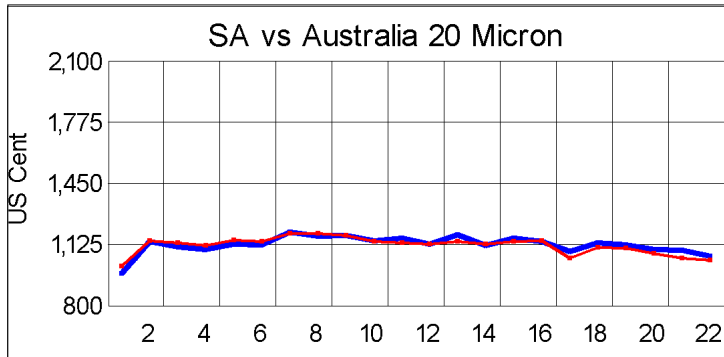
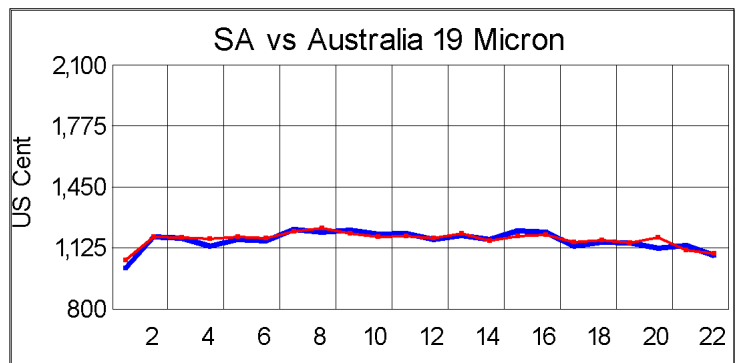
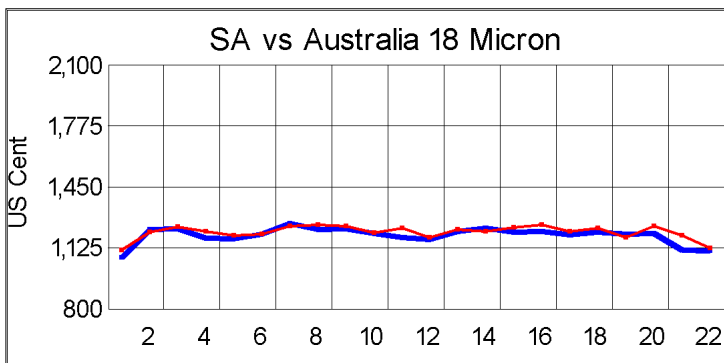
Micron	100+mm	90mm	80mm	70mm	60mm	50mm	40mm	30mm	20mm	10mm
18.0										
18.5										
19.0										
19.5										
20.0				11609						
20.5										
21.0										
21.5				10962						
22.0										
22.5										
23.0										
23.5										
24.0										

* Based on a minimum of 3 lots sold per category

Other Selected Types/Qualities

Long Medium

	19μ	20μ	21μ	19μ	20μ	21μ
Good Quality						
Lambswool	11856	11634		10971	10746	
Bellies	11012			10743		
Locks				9306	9009	8169
Average Quality						
Lambswool	11731	10136	9505	9653	9356	8964
Bellies	9478	10671	11370	9840	8792	7998
Locks				8920	6562	7505
Inferior Quality						
Fleecewool	11516	11329	11169	10156	11008	10668
Lambswool	10316			10487	9466	
Bellies				9500	7303	9617
Locks	8028	6946		8047	8179	7412



— SA in USc
— Aus in USc

— SA in USc
— Aus in USc

Market Commentary

WOOL MARKET SOFTENS

The market put up a lacklustre performance at this week's sale with wool prices easing and the Cape Wools Merino indicator shed 1% to close at R114,22/kg (clean).

Traders report reluctance from some clients to buy at current price levels, while demand from other areas remains firm. Prices nevertheless remain at high levels with the indicator up almost 12% on the opening sale.

The rand was unchanged. At R10,89, it was up 0,3% against the US dollar, compared with last week's average rate. At R14,98 it was 0,6% weaker against the euro.

It was a fairly small offering with 8 879 bales of which 97% was sold.

Major buyers were Lempriere (2 389), Standard Wools (2 290), Stuck en & Co (1 336) and Modiano (1 107).

The average clean prices for the different categories good top -making (MF5), long fleeces were as follows: 18 microns were down by 6,% to R122,64/kg, 18,5 microns dropped by 3,5% to R1 21,38/kg, 19 microns shed 1,9% to R119,57/kg, 19,5 microns were down by 2,1% to close at R117,06/kg, 20 microns dropped by 1,2% to R113,88/kg, and 21 microns lost 2,4% to close at R111,52/kg.

The next sale is scheduled for 26 February where approximately 6 5 00 bales will be on offer.