

# National Weekly Wool Market Report

Season: 2013/2014

Sale Date: 12 February 2014



CAPE WOOLS SA

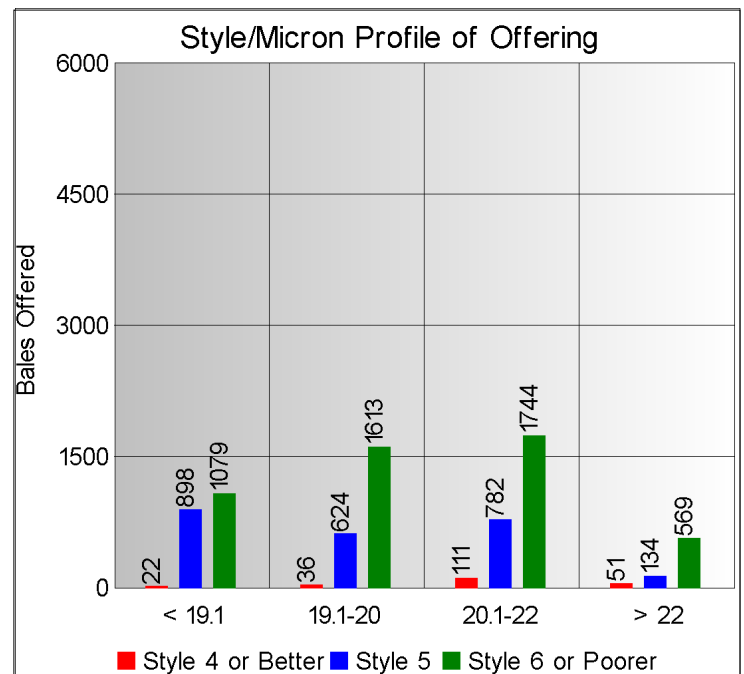
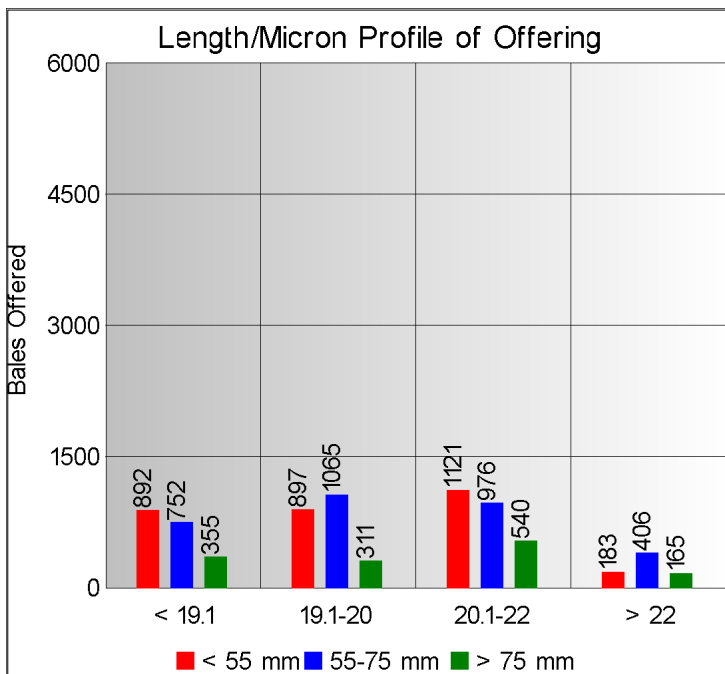
Tel: 27-41-4844301  
 Fax: 27-41-4846792  
 E-mail: stats@capewools.co.za  
 Website: www.capewools.co.za

Market Indicators				Buyers			
Indicator Unit	Current Sale	Last Sale	Change	Company	Bales Purchased This Week	% of Purchases	Total Bales Purchased This Season
SA c/kg	11539	12077	-4.5%	Lempriere SA	2219	29.0%	50056
Ave. to date (12/13)	11446	11442	0.0%	Standard Wool SA	1713	22.4%	55055
Ave. to date (11/12)	9992			G Modiano SA	1245	16.3%	50141
US c/kg	1055	1091	-3.3%	Stucken & Co	1138	14.9%	29761
Euro c/kg	775	803	-3.5%	Segard Masurel SA	340	4.4%	10736
AWEX EMI	1098	1121	-2.1%	Infinite Wool SA	263	3.4%	10669
Exchange Rates				H Dawson Sons & Co	211	2.8%	4987
Currency Unit	This Week	Previous Week	% Change	New England Wool SA	25	0.3%	1446
R/USD	10.9337	11.0697	1.2%	Chargeurs Wool SA			2401
R/Euro	14.8967	15.0463	1.0%				
R/AUD	9.9000	9.8559	-0.4%				
USD/AUD	0.9056	0.8900	-1.8%				

## Analysis of Offerings by Broker This Week (Bales)

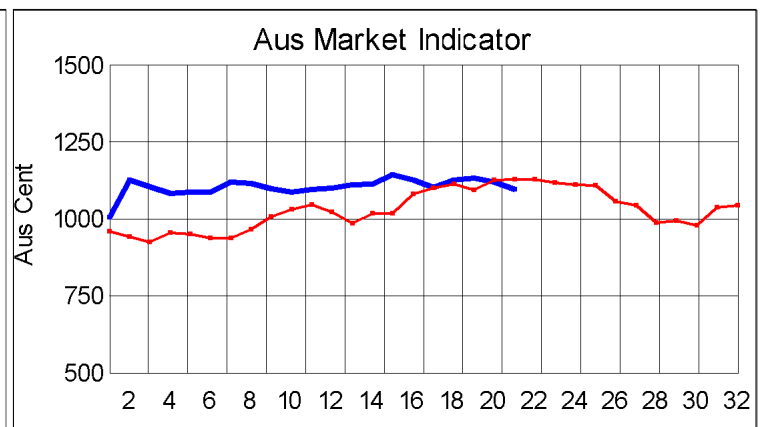
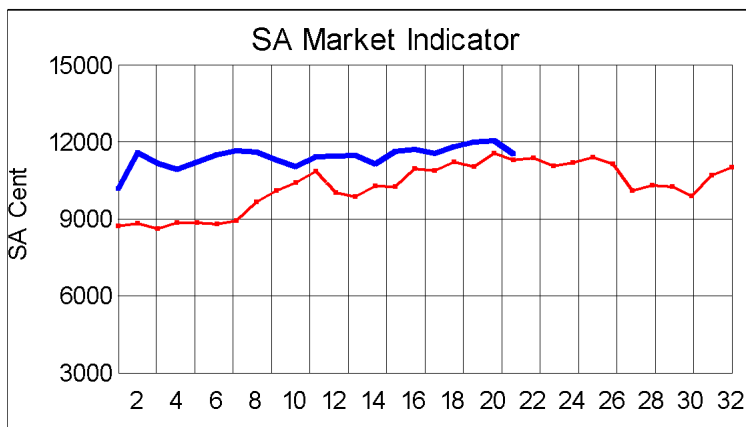
Broker	Merino Fleeces	Merino Bellies	Merino Lambs	Merino Backs	Merino Locks	* Other	Total	% Sold
BKB	2565	518	505	867	421	926	5802	94.0%
CMW	645	204	126	256	122	508	1861	91.5%
MAS	0	0	0	0	0	0	0	
SBL	0	0	0	0	0	0	0	
VLW	0	0	0	0	0	0	0	
<b>Total</b>	<b>3210</b>	<b>722</b>	<b>631</b>	<b>1123</b>	<b>543</b>	<b>1434</b>	<b>7663</b>	<b>93.4%</b>

\* Crossbred types, Coarse and Coloured and Inferior



## Receipts 2012/2013 Season

Season to Date (Kg.) 37,849,942.8      Previous Season to Date 35,910,623.8      Percentage Change: 5.40%



Current Season — Previous Season

**Average Fleece Wool Prices (c/kg. clean)**  
**Spinners and Good Topmaking Styles (AWEX Types MF4 and MF5)**

Micron	100+mm	90mm	80mm	70mm	60mm	50mm	40mm	30mm	20mm	10mm
18.0				12572						
18.5		12715	12712							
19.0				12235	12211	11514				
19.5		12458	12331	12211	11755					
20.0			11852	11881	11569		10236			
20.5			11871	11877	11417	11131				
21.0			11910							
21.5			12348							
22.0			11971	12065						
22.5										
23.0										
23.5										
24.0										

\* Based on a minimum of 3 lots sold per category

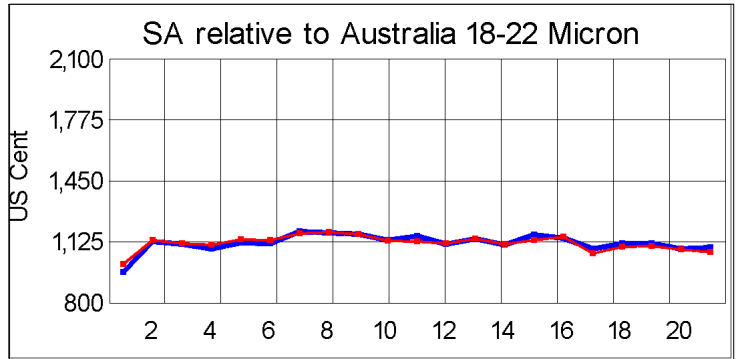
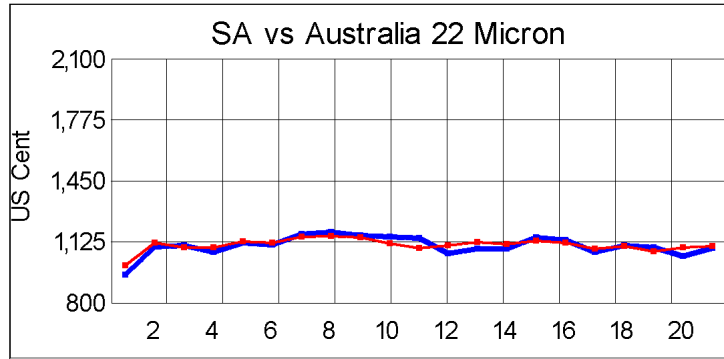
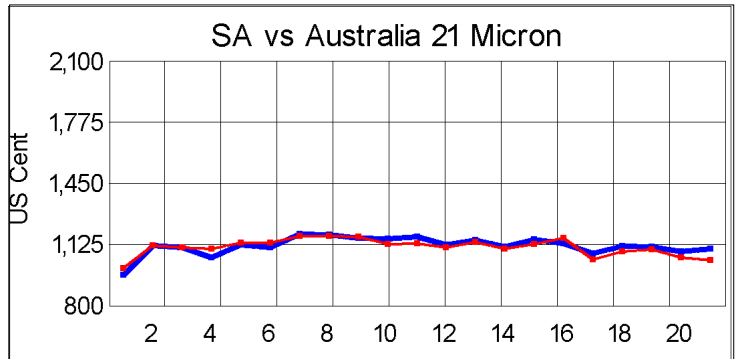
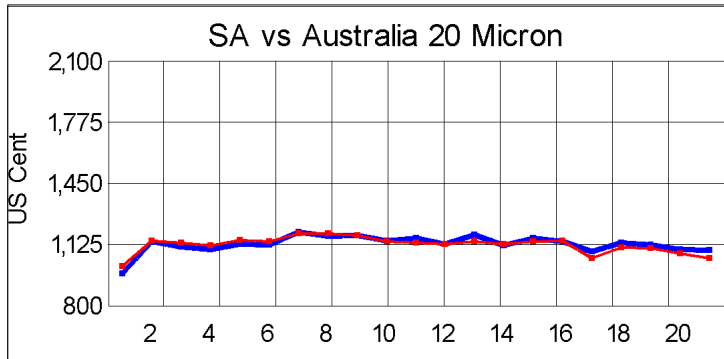
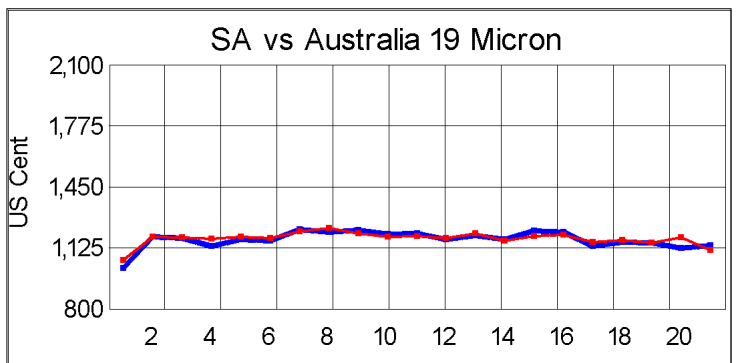
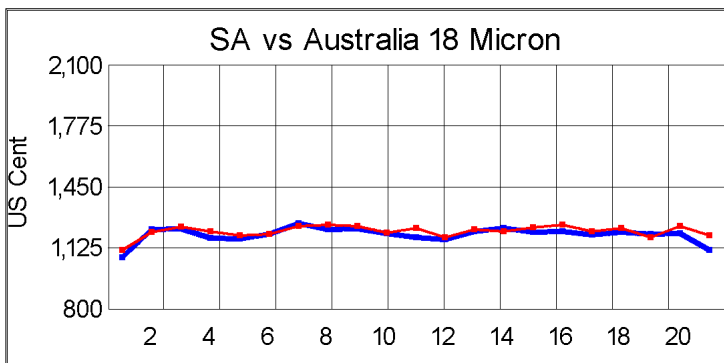
**Average Topmaking Styles (AWEX MF6)**

Micron	100+mm	90mm	80mm	70mm	60mm	50mm	40mm	30mm	20mm	10mm
18.0						10936				
18.5										
19.0										
19.5				11771						
20.0										
20.5						10597				
21.0			10715							
21.5										
22.0				10172						
22.5										
23.0										
23.5										
24.0										

\* Based on a minimum of 3 lots sold per category

**Other Selected Types/Qualities**

	Long			Medium		
	19μ	20μ	21μ	19μ	20μ	21μ
<b>Good Quality</b>						
Lambswool	12110	11561		11530	11174	
Bellies		10690		10466	11071	10638
Locks				9294	9205	
<b>Average Quality</b>						
Lambswool	12521	10049	9788	10227	9736	10257
Bellies	10932	10986		10310	9159	9396
Locks				9388	8373	7241
<b>Inferior Quality</b>						
Fleecewool	11306	11208	10876	9764	10972	10469
Lambswool	11106	7949			11107	
Bellies				9116	8362	9183
Locks			7242	8699	6969	6624



— SA in USc  
— Aus in USc

— SA in USc  
— Aus in USc

## Market Commentary

### WOOL MARKET CLOSES LOWER

Prices dropped at this week's sale in an apparent downward correction following the continuous increases over the past couple of months and the Cape Wools Merino Indicator shed 4,5 % to close at R115,39/kg (clean).

Although prices are down, the indicator is still 13,2% above the opening sale of the season. The softer market is attributed to some resistance against the current high prices. The South African market followed international trend as Australia has reported a 2,1% decline in wool prices.

The rand was also stronger against the US dollar, trading at an average rate of R10,93, which is up 1,2% on last week's average rate, while at R14,90, it had gained 1% against the euro.

The offering comprised of 7 663 bales of which 93% was sold. Finer microns were generally worse off with slightly better support for the better style and strength types.

Major buyers were Lempriere (2 219), Standard Wool (1 713), Modiano (1 245) and Stucken & Co (1 138).

The average clean prices for the different categories good top -making (MF5), long fleeces were as follows: 18 microns were down by 5,2% to R130,45/kg, 18,5 microns dropped by 7,5% to R 125,79/kg, 19 microns shed 6,8% to R121,93/kg, 19,5 microns were down by 4,8% to close at R119,61/kg, 20 microns dropped by 3,6% to R115,31/kg and 21 microns lost 2,7% at R114,21/kg.

The next sale is scheduled for 19 February where approximately 8 500 bales will be on offer.