

National Weekly Wool Market Report

Season: 2019/2020

Sale Date: 17 June 2020



CAPE WOOLS SA

Tel: 27-41-4844301

Fax: 27-41-4846792

E-mail: stats@capewools.co.za

Website: www.capewools.co.za

Cape Wools Weekly Market Report - 17 June 2020

Port Elizabeth - The wool market shed most of the gains from last week and closed 4,2% down at a value of R142,33 c/kg (Clean), with 90,1% of the total offering of 8038 bales sold. The Australian EMI moved 2,7% down this week. This week saw the Rand at 3,3% weaker against the US Dollar and 2,3% weaker against the Euro, compared with the average rate at the previous sale. The market weakened by 7,3% in US Dollar terms.

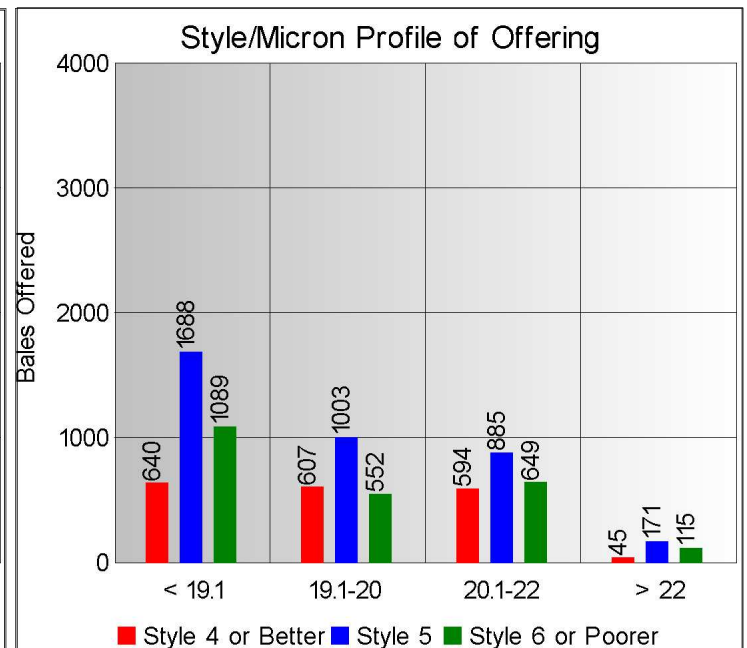
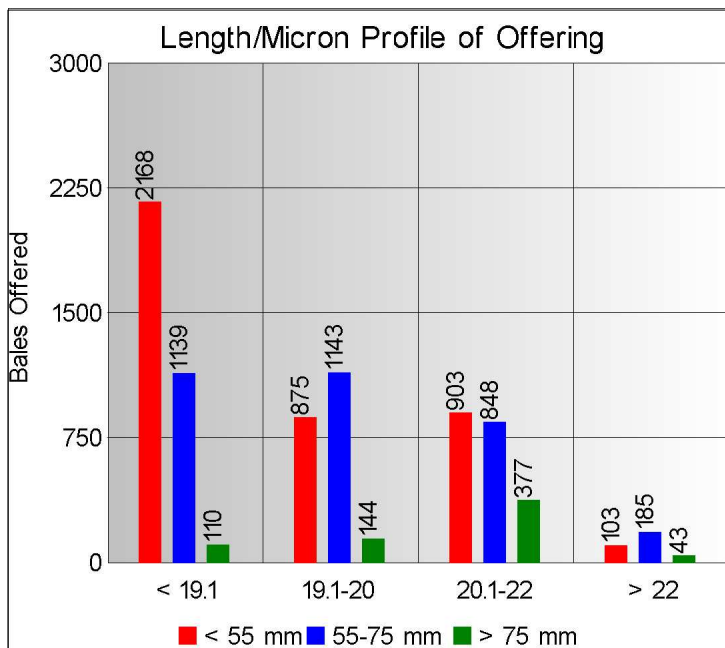
The rand traded lower against the US\$ and currency movements during the day were quite volatile, making it difficult for buyers to take a firm position, resulting in the market retracting by 7,3% in US\$ terms. The Australian EMI also traded 2.7% lower this week, with developments in China resulting in more cautious buying. There was however still good competition amongst buying houses for good quality selected merino wools on offer, which performed better than the market average on the day.

The major buyers on today's sale were: Standard Wool SA (1 790), Lempriere SA (1 719), Modiano SA (1 718), en Stucken & Co (1 082).

The average clean prices for the selection within the different micron categories for good top-making (MF5), long fleeces were as follows: 18,0 microns decreased 2,9% to close at R163,93/kg; 18,5 microns moved 4,7% down to close at R159,64/kg; 19 microns lost 2,3% to close at R154,17/kg; 19,5 microns weakened by 4,8% to close at R148,27/kg; 20 microns was 3,8% weaker to close at R141,54/kg; 20,5 microns lost 4,0% to close at R142,20/kg; 21,0 microns lost 2,6% to close at R139,45/kg; 21,5 microns tumbled by 3,2% to close at R142,37kg; 22 microns fell -2,5% to close at R134,34/kg and 22,5 microns declined by 2,7% to close at R132,88/kg.

Analysis of Offerings by Broker This Week (Bales)

Broker	Merino Fleeces	Merino Bellies	Merino Lambs	Merino Backs	Merino Locks	* Other	Total	% Sold
BKB	2951	408	490	0	425	755	5029	88.9%
CMW	1027	162	359	103	68	269	1988	90.1%
JLW	72	15	22	0	11	18	138	98.6%
MAS	128	42	40	0	23	61	294	96.6%
QWB	295	8	30	0	8	34	375	97.3%
VLW	106	18	58	0	12	20	214	91.6%
Total	4579	653	999	103	547	1157	8038	90.1%

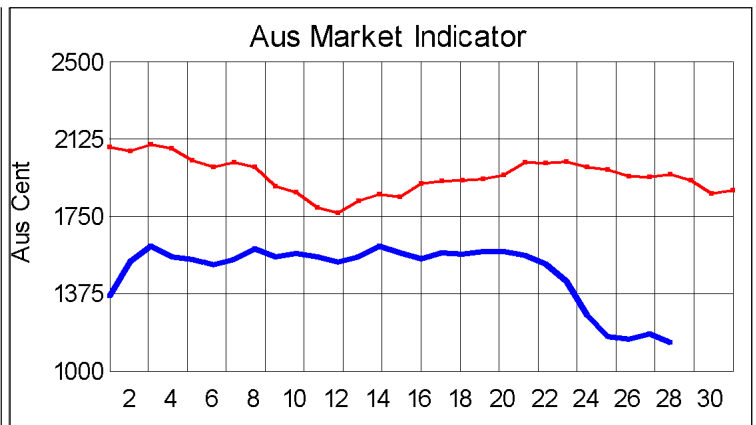
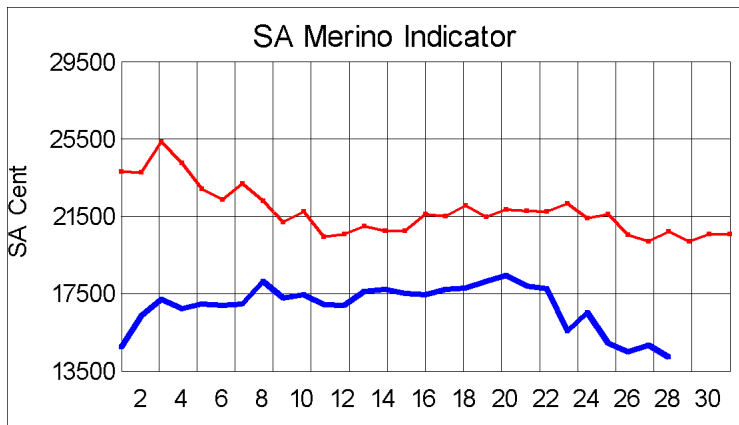


* Seasonal Receipts Declared

2019/20 Declared Receipts : 24 May 2020

47,168,128.1

Percentage Change (Year-on-Year) : 6.52



Current Season ■ Previous Season ■

Average Fleece Wool Prices (c/kg. clean)
Spinners and Good Topmaking Styles (AWEX Types MF4 and MF5)

Micron	100+mm	90mm	80mm	70mm	60mm	50mm	40mm	30mm	20mm	10mm
18.0			17084	16510	16296	15899	15424			
18.5			16253	16048	15428	15210	14491			
19.0			15763	15388	14786	14611	13700			
19.5			15137	14839	14375	13912	13221			
20.0		14714	14884	14473	13916	13348	12273			
20.5			14401	14495	13574	12916	12004			
21.0			14333	14205	13919	12623	12025			
21.5			14385	13598	13479	12514				
22.0					13195					
22.5										
23.0										
23.5										
24.0										

* Based on a minimum of 3 lots sold per category

Average Topmaking Styles (AWEX MF6)

Micron	100+mm	90mm	80mm	70mm	60mm	50mm	40mm	30mm	20mm	10mm
18.0										
18.5							12727			
19.0					14280					
19.5						12982	11505			
20.0			13690	13218						
20.5										
21.0							11013			
21.5										
22.0										
22.5										
23.0										
23.5										
24.0										

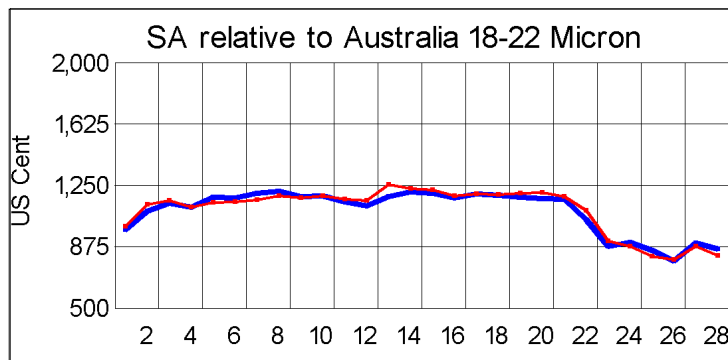
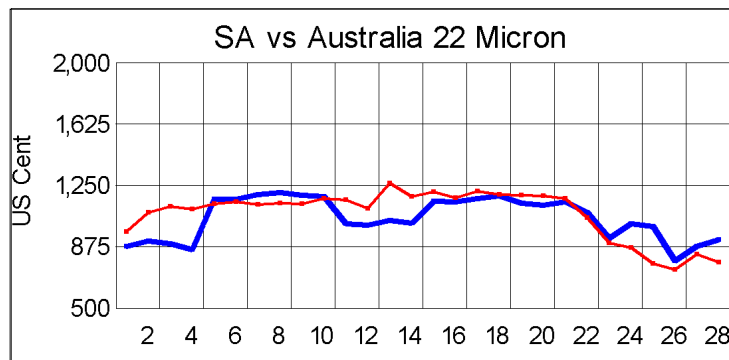
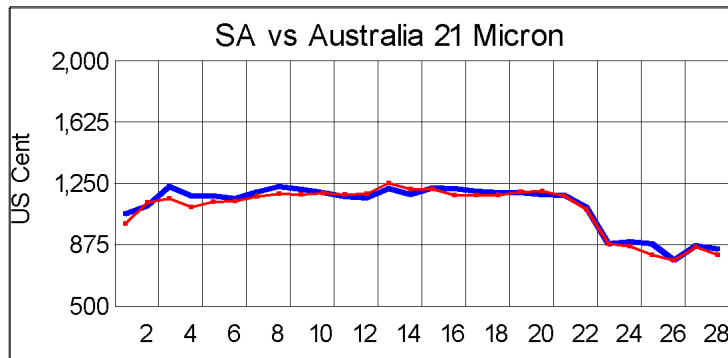
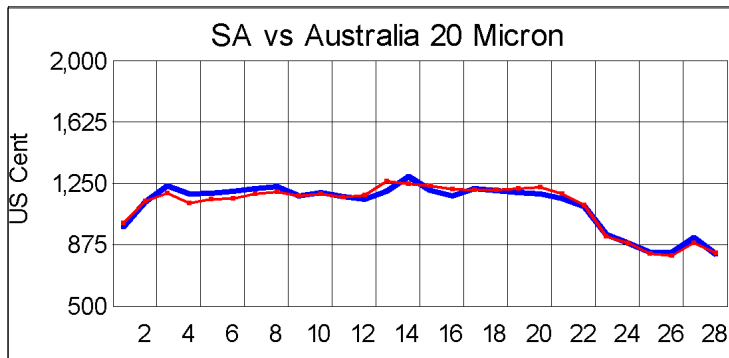
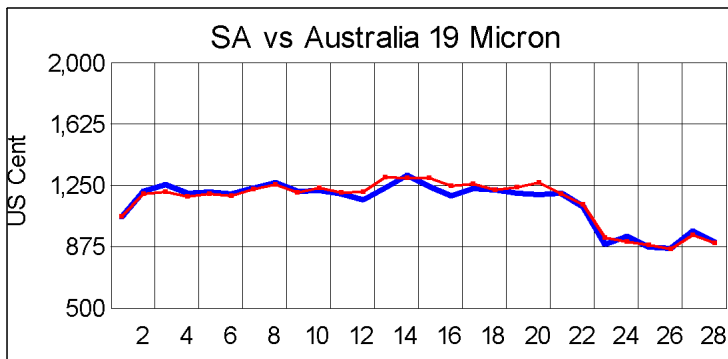
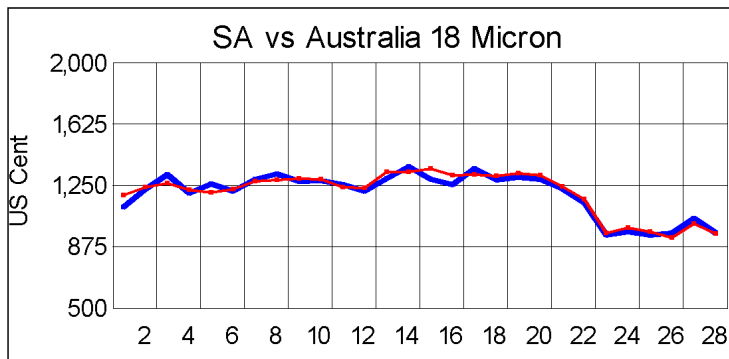
* Based on a minimum of 3 lots sold per category

Other Selected Types/Qualities

Long

Medium

	19μ	20μ	21μ	19μ	20μ	21μ
Good Quality						
Lambswool	15142	14416	14020	14618	13225	11307
Bellies				12595	10857	10321
Locks				10569		
Average Quality						
Lambswool	15108	12561		13477	13247	
Bellies	13936	11874		12309	11295	9178
Locks				8494	8990	
Inferior Quality						
Fleecewool	14568	12907	13004	13501	12325	11423
Lambswool	13963	13095			12404	
Bellies	13308			12163	11947	
Locks				4370	5974	2367



— SA in USc
— Aus in USc

— SA in USc
— Aus in USc

SA Merino Indicator				Buyers			
Indicator Unit	Current Sale	Last Sale	Change	Company	Bales Purchased This Week	% of Purchases	Total Bales Purchased This Season
# SA c/kg	14233	14855	-4.2%				
Ave. to date (19/20)	16758	16849	-0.5%				
Ave. to date (18/19)	21975						
US c/kg	831	896	-7.3%	Standard Wool SA	1790	22.3%	73574
Euro c/kg	738	789	-6.4%	Lempriere SA	1719	21.4%	52501
AWEX EMI	1139	1171	-2.7%	G Modiano SA	1718	21.4%	71645
				Stucken & Co	1082	13.5%	20621
				Tianyu SA	656	8.2%	26673
				Segard Masurel SA	244	3.0%	9828
				New England Wool SA	33	0.4%	1747
Exchange Rates							
Currency Unit	This Week	Previous Week	% Change				
R/USD	17.1295	16.5814	-3.3%				
R/Euro	19.2751	18.8373	-2.3%				
R/AUD	11.8110	11.5949	-1.9%				
USD/AUD	0.6892	0.6996	1.5%				