

National Weekly Wool Market Report

Season: 2013/2014

Sale Date: 5 February 2014



CAPE WOOLS SA

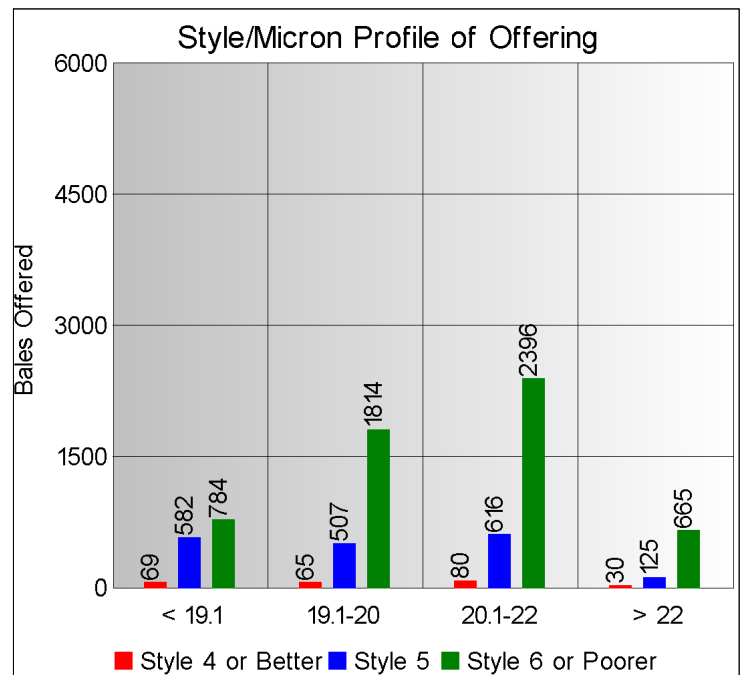
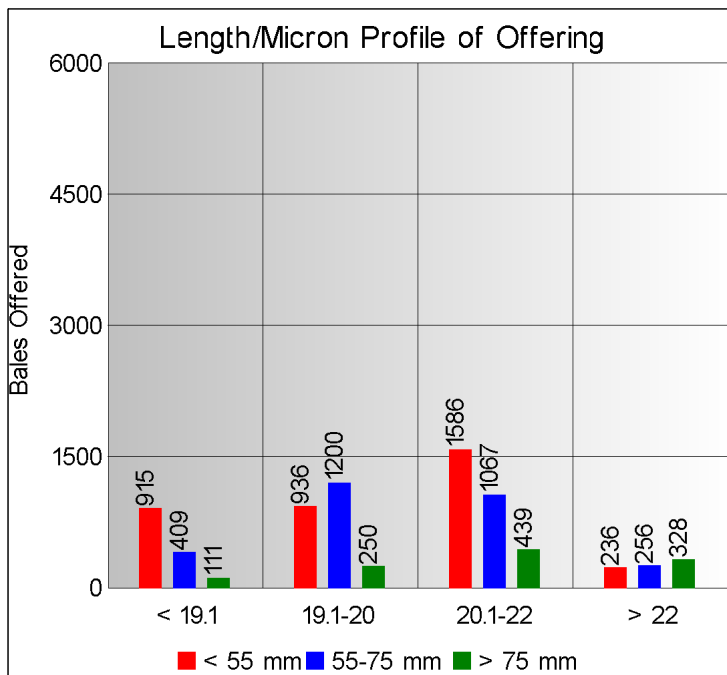
Tel: 27-41-4844301
 Fax: 27-41-4846792
 E-mail: stats@capewools.co.za
 Website: www.capewools.co.za

Market Indicators				Buyers			
Indicator Unit	Current Sale	Last Sale	Change	Company	Bales Purchased This Week	% of Purchases	Total Bales Purchased This Season
SA c/kg	12077	12018	0.5%	Lempriere SA	2336	30.2%	47837
Ave. to date (12/13)	11442	11408	0.3%	Standard Wool SA	1629	21.1%	53361
Ave. to date (11/12)	9926			Stucken & Co	1259	16.3%	28623
US c/kg	1091	1091	0.0%	G Modiano SA	1133	14.7%	48896
Euro c/kg	803	800	0.4%	Infinite Wool SA	338	4.4%	10406
AWEX EMI	1121	1134	-1.2%	H Dawson Sons & Co	301	3.9%	4789
Exchange Rates				Segard Masurel SA	221	2.9%	10396
Currency Unit	This Week	Previous Week	% Change	Chargeurs Wool SA	145	1.9%	2401
R/USD	11.0697	11.0152	-0.5%	New England Wool SA	87	1.1%	1421
R/Euro	15.0463	15.0302	-0.1%				
R/AUD	9.8559	9.6698	-1.9%				
USD/AUD	0.8900	0.8780	-1.4%				

Analysis of Offerings by Broker This Week (Bales)

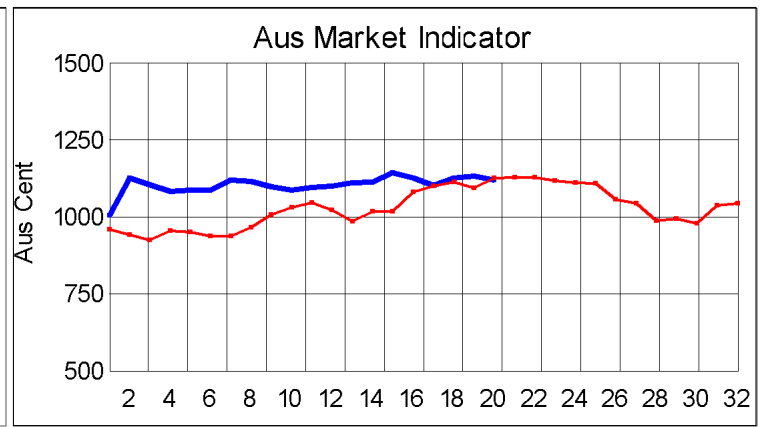
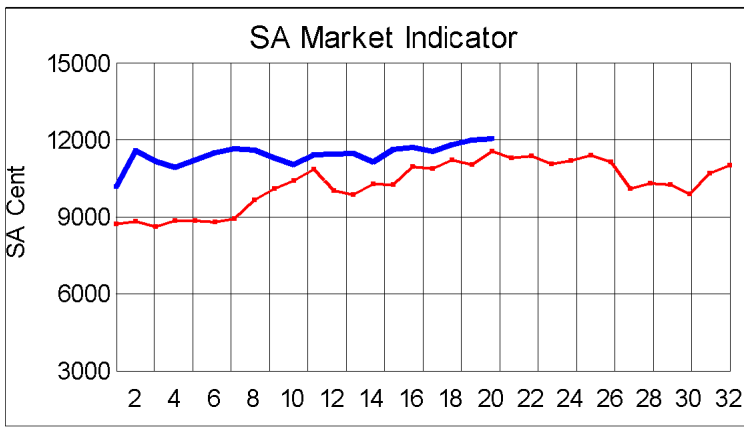
Broker	Merino Fleeces	Merino Bellies	Merino Lambs	Merino Backs	Merino Locks	* Other	Total	% Sold
BKB	1641	562	313	758	411	1414	5099	96.7%
CMW	561	159	137	139	170	509	1675	95.1%
JLW	50	8	2	1	3	4	68	100.0%
MAS	205	30	37	5	29	245	551	93.8%
SBL	78	19	11	8	21	31	168	100.0%
VLW	56	15	8	11	2	80	172	100.0%
Total	2591	793	508	922	636	2283	7733	96.3%

* Crossbred types, Coarse and Coloured and Inferior



Receipts 2012/2013 Season

Season to Date (Kg.) 36,500,310.2 Previous Season to Date 34,765,669.4 Percentage Change: 4.99%



Current Season — Previous Season

Average Fleece Wool Prices (c/kg. clean)
Spinners and Good Topmaking Styles (AWEX Types MF4 and MF5)

Micron	100+mm	90mm	80mm	70mm	60mm	50mm	40mm	30mm	20mm	10mm
18.0						12174				
18.5			13603			12602				
19.0			13033	12939		11788	11536			
19.5		12781	12908	12692	12411	11802	11153			
20.0			12569	12575	12157	11485				
20.5				12405	12176					
21.0				12423						
21.5										
22.0										
22.5										
23.0										
23.5										
24.0										

* Based on a minimum of 3 lots sold per category

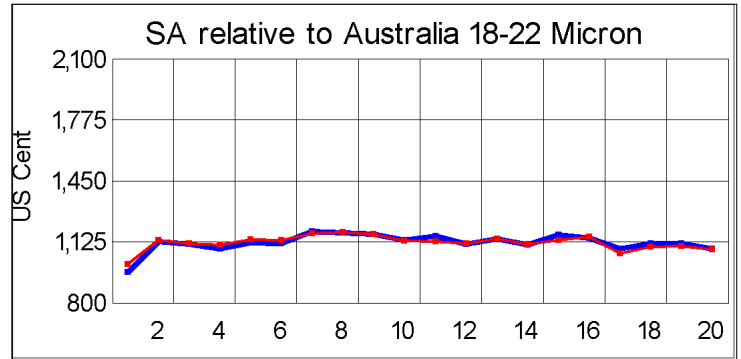
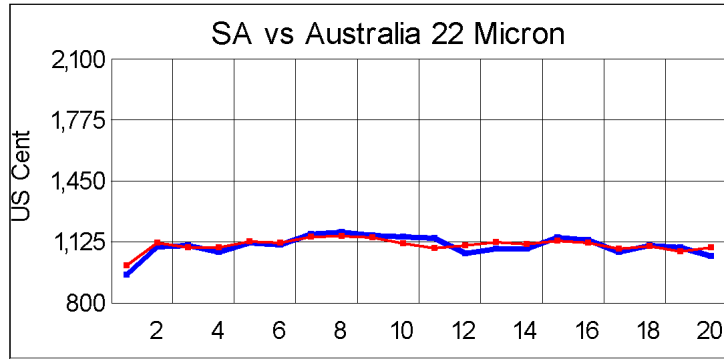
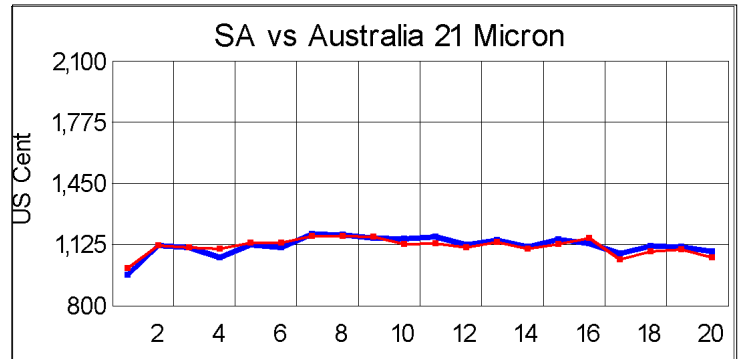
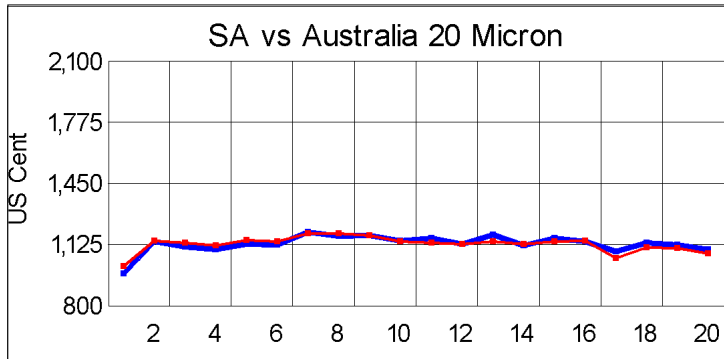
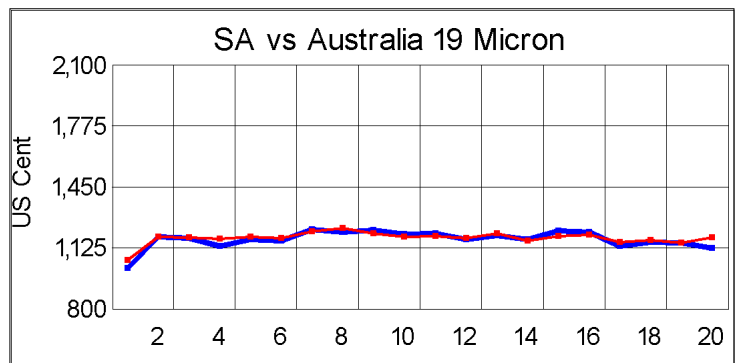
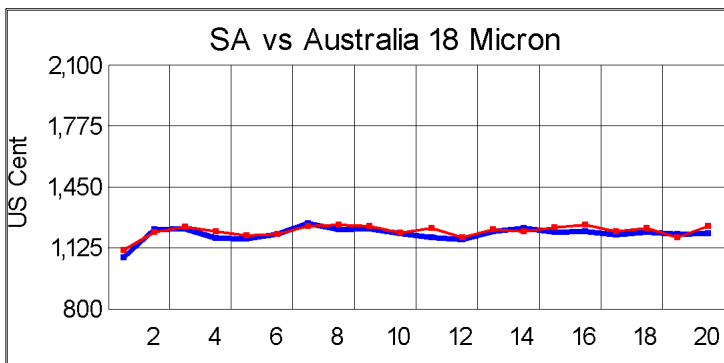
Average Topmaking Styles (AWEX MF6)

Micron	100+mm	90mm	80mm	70mm	60mm	50mm	40mm	30mm	20mm	10mm
18.0										
18.5										
19.0										
19.5				11604						
20.0						11022				
20.5										
21.0			11827							
21.5										
22.0										
22.5										
23.0										
23.5										
24.0										

* Based on a minimum of 3 lots sold per category

Other Selected Types/Qualities

	Long			Medium		
	19μ	20μ	21μ	19μ	20μ	21μ
Good Quality						
Lambswool	12325	11954	11954	11572	10720	
Bellies	11787			10840	9523	
Locks				9543	9622	
Average Quality						
Lambswool	12261	10063	12217	11375	10513	9679
Bellies	10435	10543	10713	10509	10849	7846
Locks				9148	8728	7863
Inferior Quality						
Fleecewool	12199	11735	10500	8989		8518
Lambswool				8497		
Bellies				9051	8516	8280
Locks		8519		8199	7858	7757



— SA in USc
— Aus in USc

— SA in USc
— Aus in USc

Market Commentary

WOOL MARKET SUSTAINS PRICES

The wool market was virtually unchanged amid a small offering and the Cape Wools Merino indicator closed up a marginal 0,5% at R120,77/kg (clean).

This is a 18,5% increase on the opening sale and is up 4,4% on the corresponding sale last year.

A smaller offering of good quality wool at yesterday's auction translated into higher prices for better style wools. Traders are of the opinion that this shortage of good wool is helping to sustain the current wool price.

Traders supported the 20 micron and finer types very well with the average price for good top making types of 18 microns gaining 5,5%.

The rand at R11,07 traded 0,5% weaker against the dollar compared with last week's average rate. At R15,05 it had lost 0,1% on average against the euro.

It was a small offering of 7 733 bales of which 96% was sold.

Major buyers were Lempriere (2 336), Standard Wool (1 629), Stucken & Co (1 259) and Modiano (1 133).

The average clean prices for the different categories good top-making (MF5), long fleeces were as follows: 18 microns were up by 5,5% to R137,63/kg, 18,5 microns rose by 4,7% to R136,04/kg, 19 microns gained 2,7% to R130,86/kg, 19,5 microns were up by 2,1% to close at R125,60/kg, 20 microns dropped by 1,8% to R119,66/kg, 21,5 microns lost 4,8% at R117,29/kg and 22 microns rose by 2,7% to close at R121,65/kg.

The next sale is scheduled for 12 February where approximately 7 500 bales will be on offer.